



US00D621580S

(12) **United States Design Patent**  
**Glennie**

(10) **Patent No.:** **US D621,580 S**

(45) **Date of Patent:** **\*\* Aug. 17, 2010**

(54) **NECK TIE**

(76) **Inventor:** **Eric Nicholas Glennie**, 12822 Dover Ct., Apple Valley, MN (US) 55124

(\*\*) **Term:** **14 Years**

(21) **Appl. No.:** **29/311,437**

(22) **Filed:** **Mar. 18, 2009**

(51) **LOC (9) Cl.** ..... **02-05**

(52) **U.S. Cl.** ..... **D2/605**

(58) **Field of Classification Search** ..... D2/600,  
D2/602, 605; 2/144-150, 155

See application file for complete search history.

(56) **References Cited**

U.S. PATENT DOCUMENTS

1,593,299	A	*	7/1926	Goldberg	.....	2/146
D150,851	S	*	9/1948	Grinoch	.....	D2/605
D161,798	S	*	1/1951	Spielmann	.....	D2/605
D166,404	S	*	4/1952	Melville	.....	D2/605
2,887,687	A	*	5/1959	Bergheim	.....	2/146
D211,445	S	*	6/1968	Klaus	.....	D2/605
3,735,420	A	*	5/1973	New	.....	2/150
4,546,494	A	*	10/1985	Garber	.....	2/144
4,696,064	A	*	9/1987	Morwood	.....	2/144
D337,429	S	*	7/1993	Grieco	.....	D2/605

5,963,987	A	*	10/1999	Walls	.....	2/144
D457,287	S	*	5/2002	Geisen	.....	D2/608
D525,011	S	*	7/2006	Sekiguchi	.....	D2/605

\* cited by examiner

*Primary Examiner*—T. Chase Nelson

*Assistant Examiner*—Kathleen M Sims

(57) **CLAIM**

The ornamental design for a neck tie, as shown and described.

**DESCRIPTION**

FIG. 1 is a perspective view of the neck tie;

FIG. 2 is a top view thereof;

FIG. 3 is a bottom view thereof;

FIG. 4 is a left side view, the right side being a mirror image thereof;

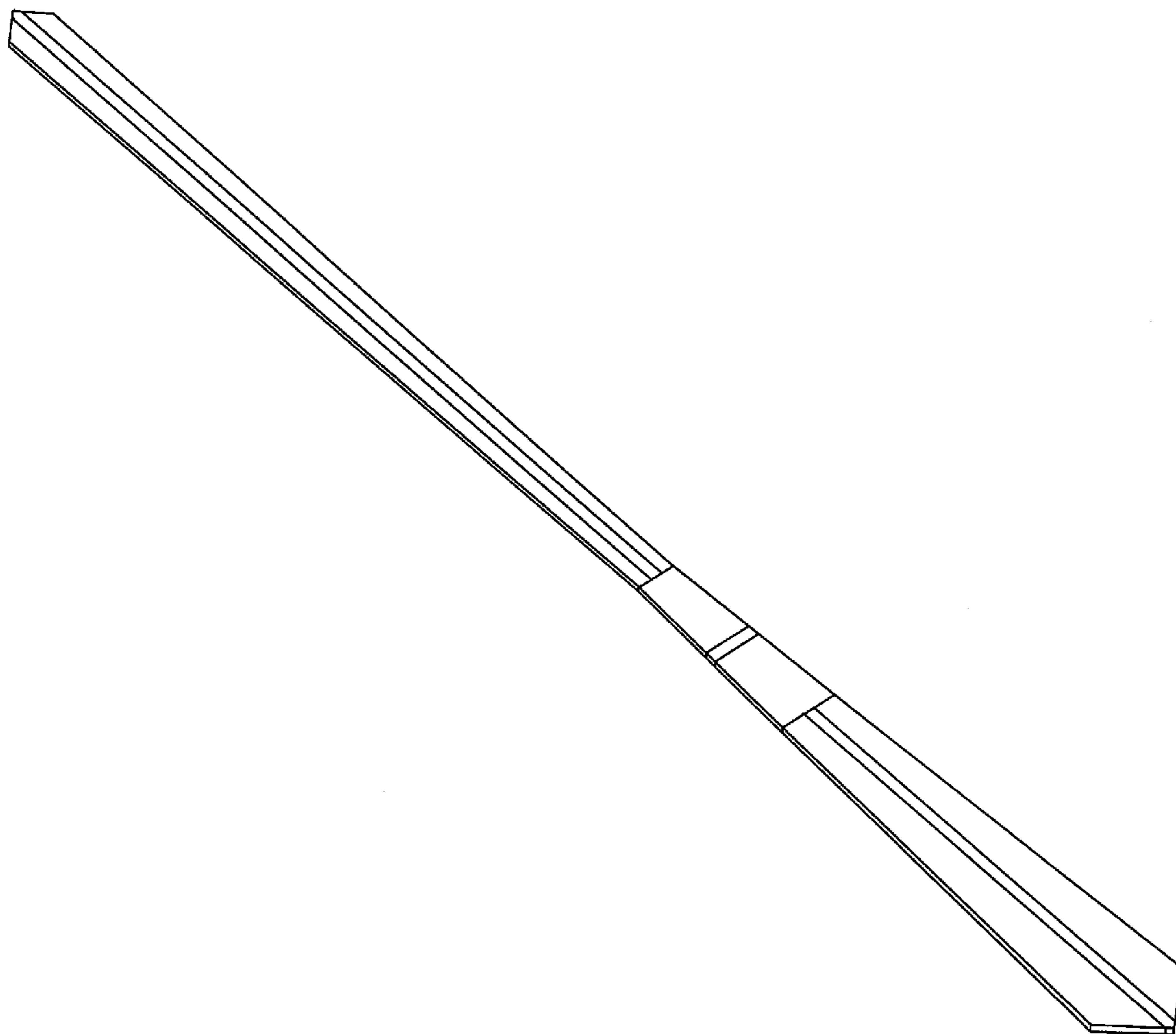
FIG. 5 is a front view thereof;


FIG. 6 is a rear view thereof; and,

FIG. 7 is a top view of the neck tie in a worn condition thereof.

The broken line showing of environment in FIG. 7 is for illustrative purposes only and forms no part of the claimed design.

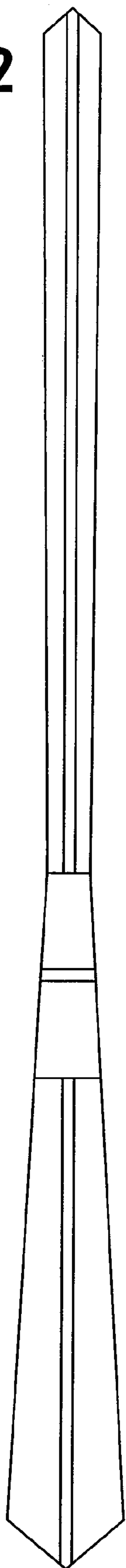
**1 Claim, 3 Drawing Sheets**



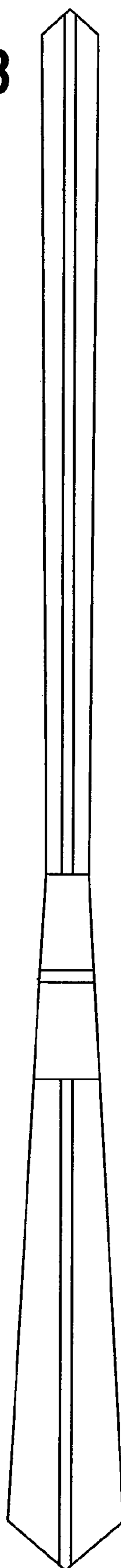


**FIG. 1**

**FIG. 2**




**FIG. 3**



**FIG. 4**



**FIG. 7**



**FIG. 5**



**FIG. 6**

