



US00D621578S

(12) **United States Design Patent**
Farkas et al.

(10) **Patent No.:** **US D621,578 S**

(45) **Date of Patent:** **** Aug. 17, 2010**

(54) **PET TREAT**

(75) Inventors: **Jerry Farkas**, Franklin, TN (US);
Shannon Morey, Joplin, MO (US);
Michael Innis, Baxter Springs, KS (US);
Todd Robinson, Franklin, TN (US);
Tracey Ziener, Franklin, TN (US)

(73) Assignee: **Mars, Incorporated**, McLean, VA (US)

(**) Term: **14 Years**

(21) Appl. No.: **29/345,484**

(22) Filed: **Oct. 16, 2009**

(51) **LOC (9) Cl.** **01-01**

(52) **U.S. Cl.** **D1/125; D1/199**

(58) **Field of Classification Search** D1/100,
D1/106, 109, 120, 122, 125-128, 199; D30/160;
D24/102, 103; D25/119-135; 119/706-711;
426/2, 89, 92, 104, 635, 805

See application file for complete search history.

(56) **References Cited**

U.S. PATENT DOCUMENTS

D10,882 S *	10/1878	Mills	D1/125
D11,173 S *	4/1879	Mills	D1/125
D14,444 S *	11/1883	Lucy	D28/8.2
D28,865 S	6/1898	Baker		
D34,677 S	6/1901	Rockwell		
D116,617 S *	9/1939	Tanzi	D1/125
D134,414 S	11/1942	Orne		
4,600,146 A *	7/1986	Ohno	239/6
D372,351 S	8/1996	Margolis		
D437,101 S	2/2001	Debbouz et al.		

(Continued)

Primary Examiner—T. Chase Nelson
Assistant Examiner—Barbara Fox
(74) *Attorney, Agent, or Firm*—Arent Fox LLP

(57) **CLAIM**

The ornamental design for a pet treat, as shown and described.

DESCRIPTION

FIG. 1 is a perspective view of a pet treat showing our new design, according to a first embodiment;

FIG. 2 is a top view of the design shown in FIG. 1;

FIG. 3 is a bottom view of the design shown in FIG. 1;

FIG. 4 is a left side view of the design shown in FIG. 1;

FIG. 5 is a right side view of the design shown in FIG. 1;

FIG. 6 is a front view of the design shown in FIG. 1;

FIG. 7 is a rear view of the design shown in FIG. 1;

FIG. 8 is a perspective view of a pet treat showing our new design according to a second embodiment, it being identical to the first embodiment except that it is shown broken apart to indicate that no specific length is claimed;

FIG. 9 is a perspective view of a pet treat showing our new design, according to a third embodiment;

FIG. 10 is a top view of the design shown in FIG. 8;

FIG. 11 is a bottom view of the design shown in FIG. 8;

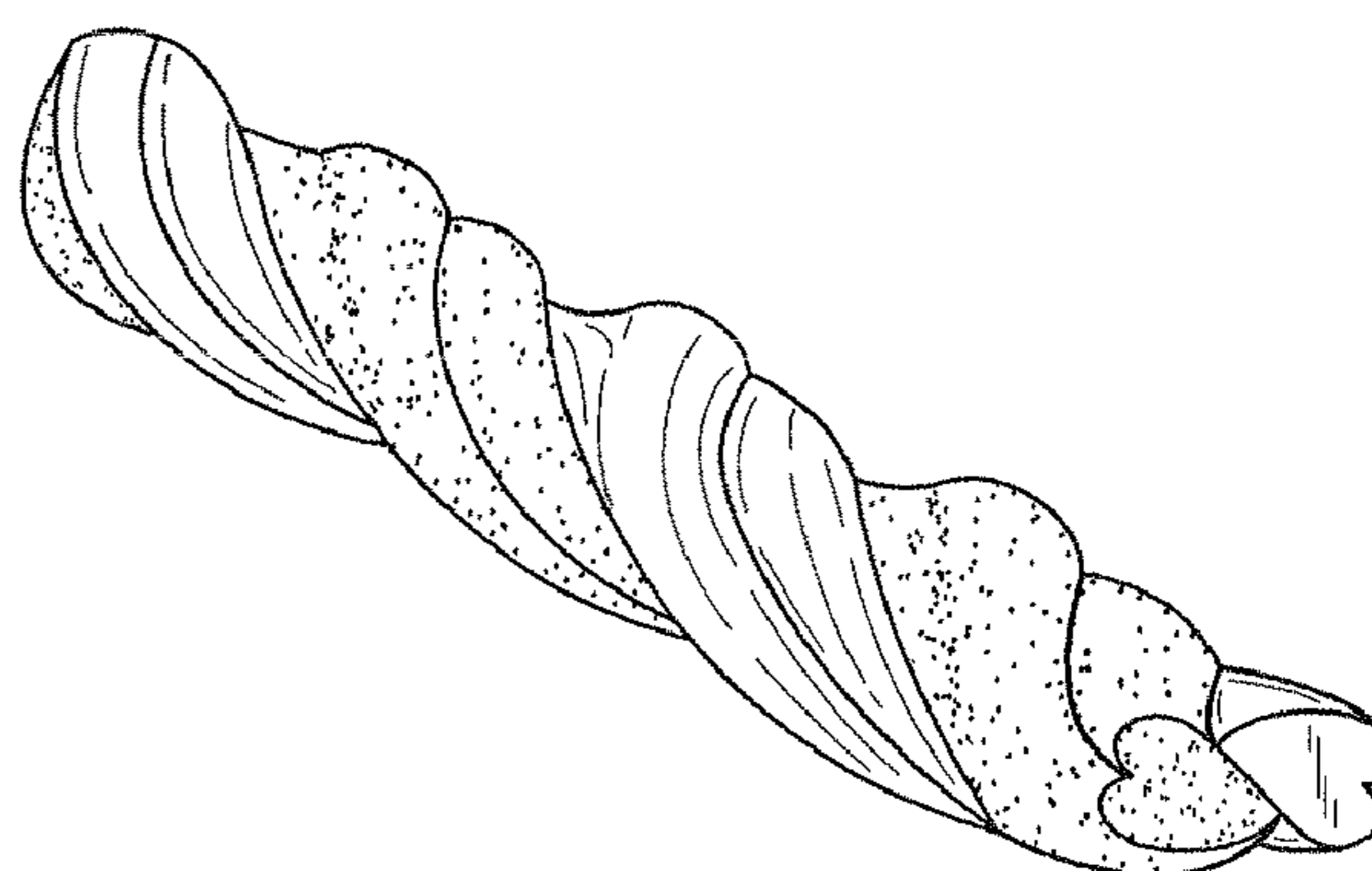
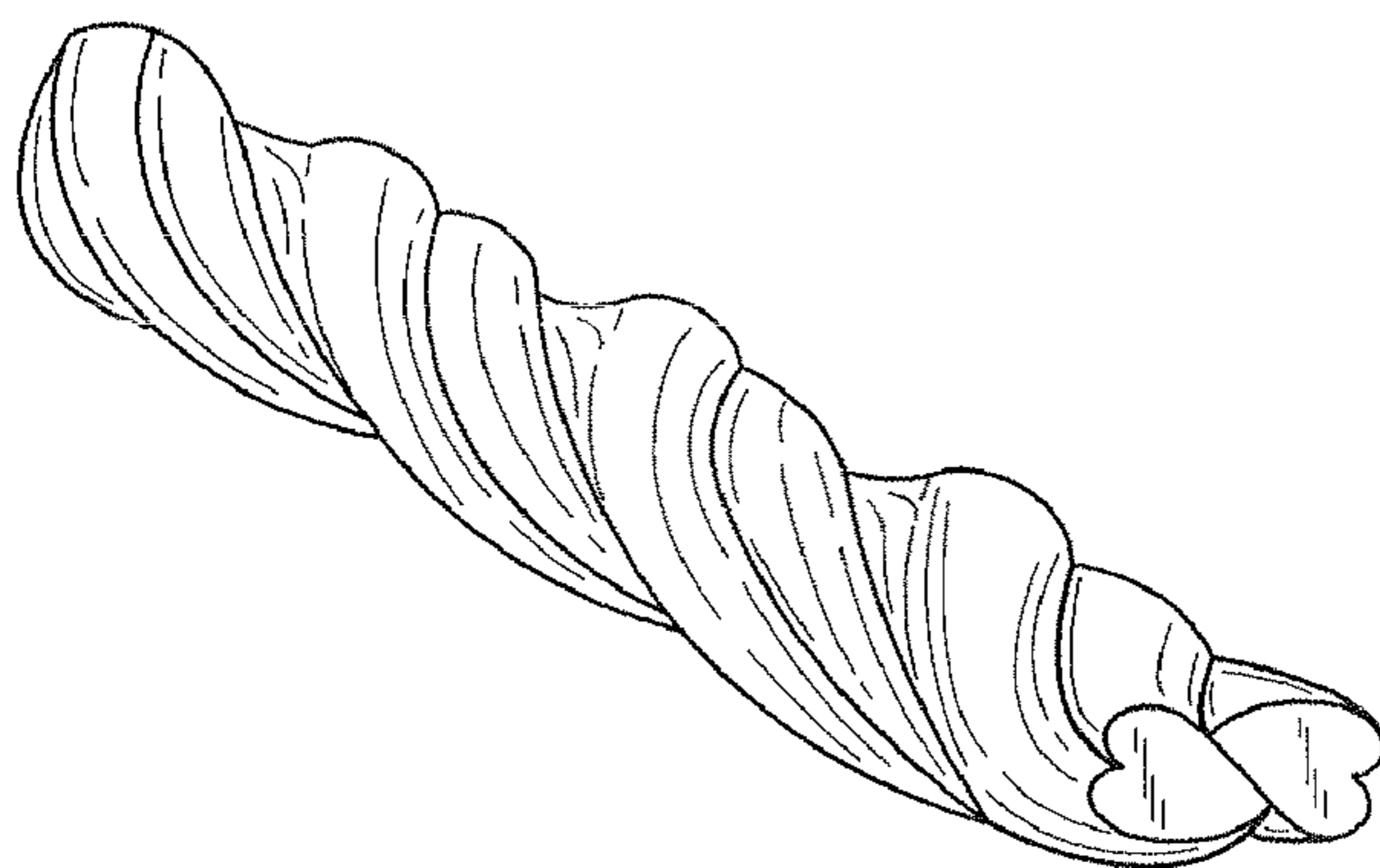
FIG. 12 is a left side view of the design shown in FIG. 8;

FIG. 13 is a right side view of the design shown in FIG. 8;

FIG. 14 is a front view of the design shown in FIG. 8; and,

FIG. 15 is a rear view of the design shown in FIG. 8.

1 Claim, 9 Drawing Sheets



US D621,578 S

Page 2

U.S. PATENT DOCUMENTS

6,428,830 B1 *	8/2002	Matthews et al.	426/92	D530,482 S *	10/2006	Zhang et al.	D1/125
D478,705 S	8/2003	Dahl et al.		D532,583 S	11/2006	Townsend et al.	
D490,211 S	5/2004	McHan, Jr.		D532,584 S *	11/2006	Richey et al.	D1/125
D492,467 S *	7/2004	Pittard et al.	D1/125	D534,706 S	1/2007	Cuadrado	
D500,579 S	1/2005	Tansey et al.		D535,904 S *	1/2007	Reardon	D11/1
D503,645 S	4/2005	Wirth et al.		D536,538 S *	2/2007	Ping Sheng	D5/99
D507,691 S	7/2005	Leiweke et al.		D538,506 S	3/2007	Mendes et al.	
D509,042 S	9/2005	Buckley et al.		D539,550 S *	4/2007	Ping Sheng	D5/99
D511,236 S	11/2005	Crum et al.		D586,534 S	2/2009	Oelsner et al.	
D514,264 S	1/2006	Viola		D591,479 S	5/2009	Schalk et al.	
D515,275 S	2/2006	Leiweke et al.		D594,182 S *	6/2009	Hague	D1/199
D516,276 S	3/2006	Unlu et al.		D600,878 S	9/2009	Schalk et al.	
D522,711 S *	6/2006	Nakata	D1/125	D603,133 S	11/2009	Schalk et al.	
D522,712 S *	6/2006	Nakata	D1/125	D603,134 S *	11/2009	Powell	D1/199
D526,762 S *	8/2006	Richey et al.	D1/125	2008/0014303 A1	1/2008	Jacobs et al.	

* cited by examiner

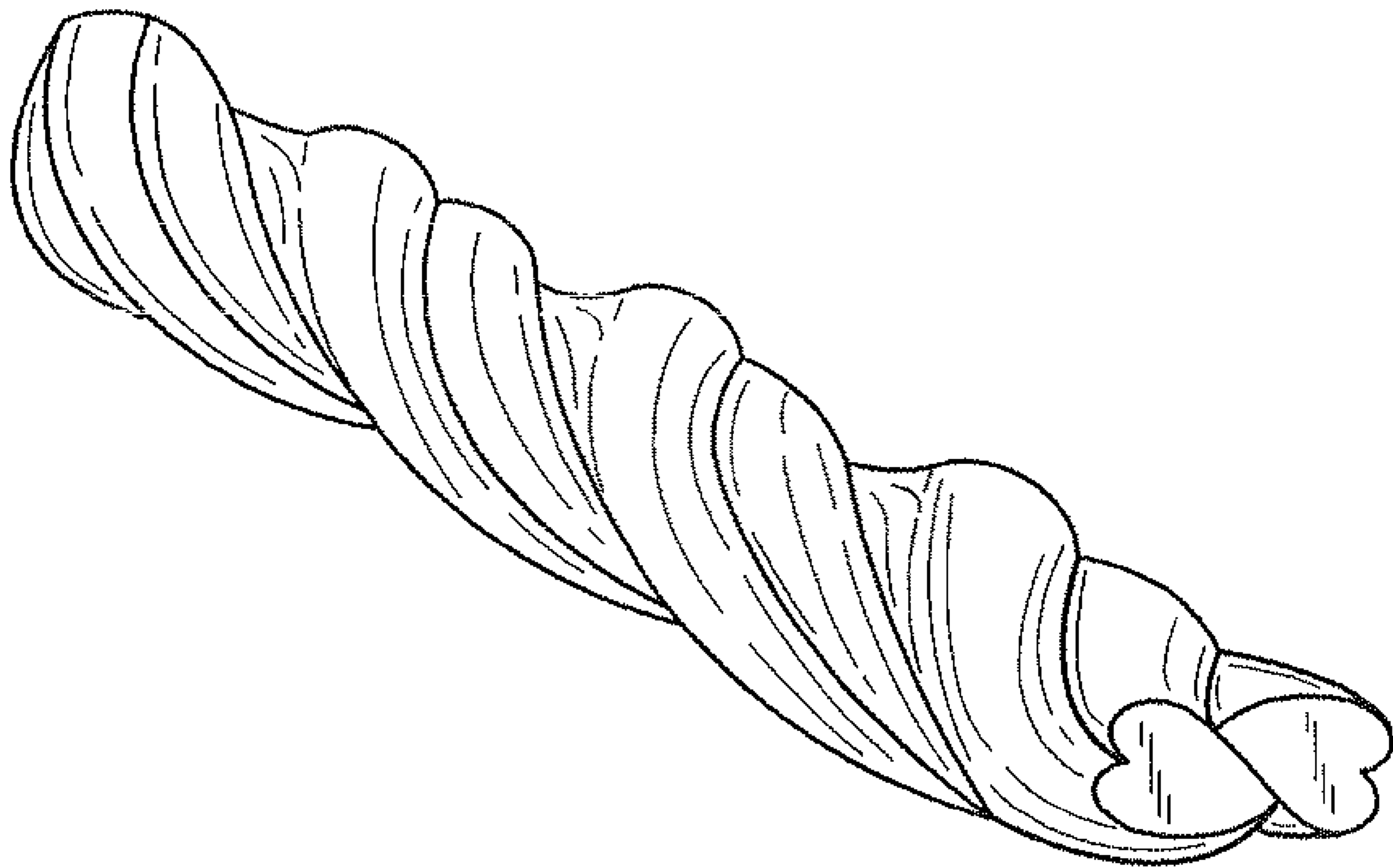


FIG. 1




FIG. 2




FIG. 3



FIG. 4



FIG. 5

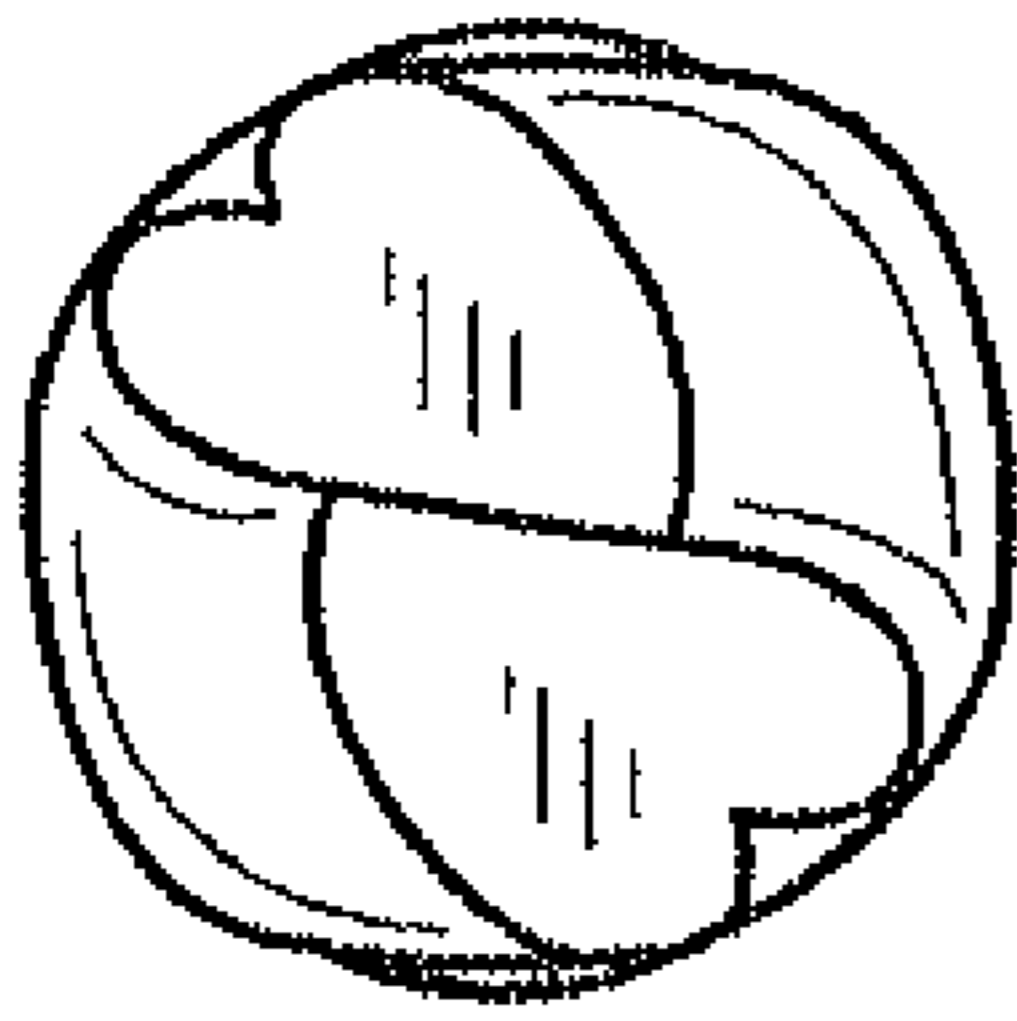


FIG. 6


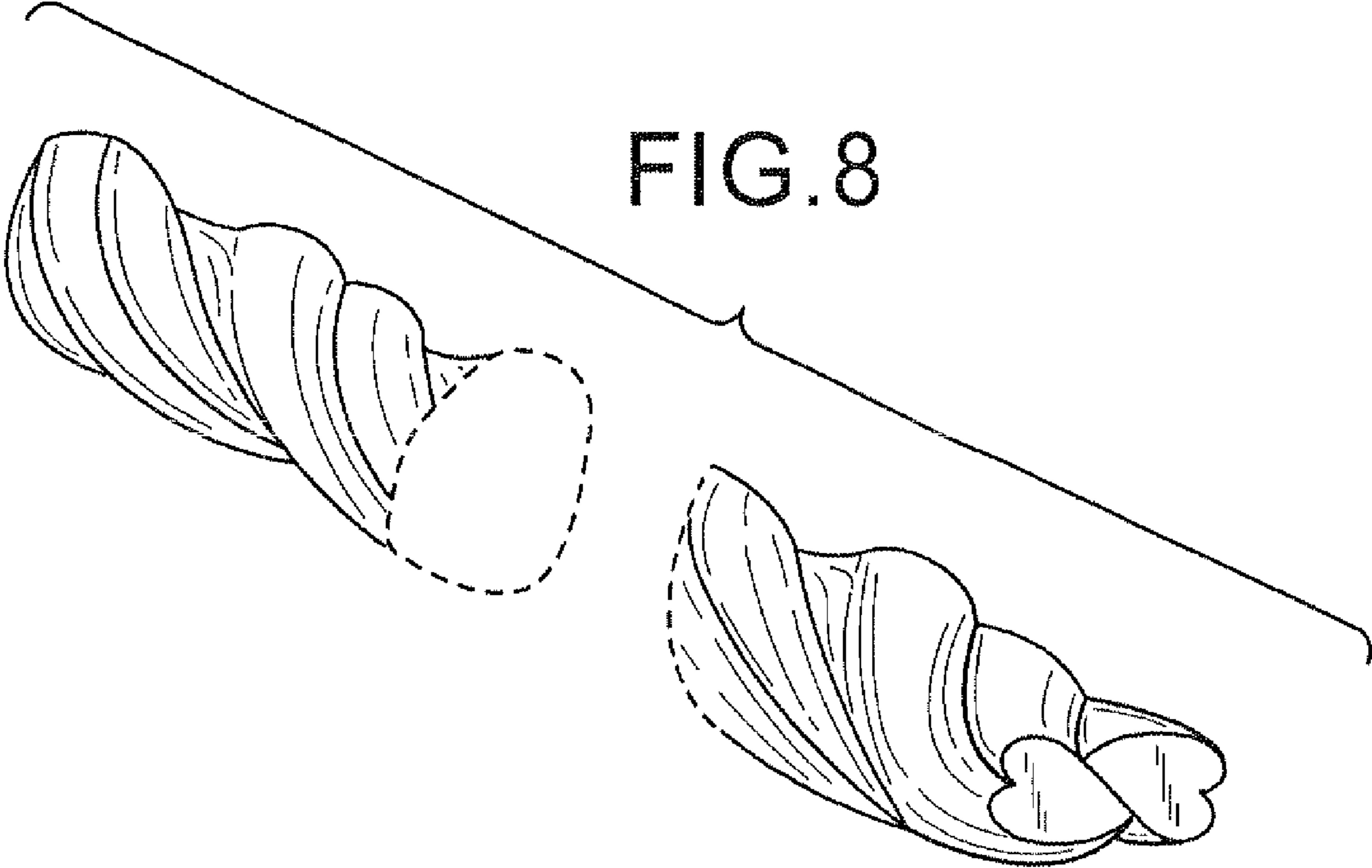


FIG. 7



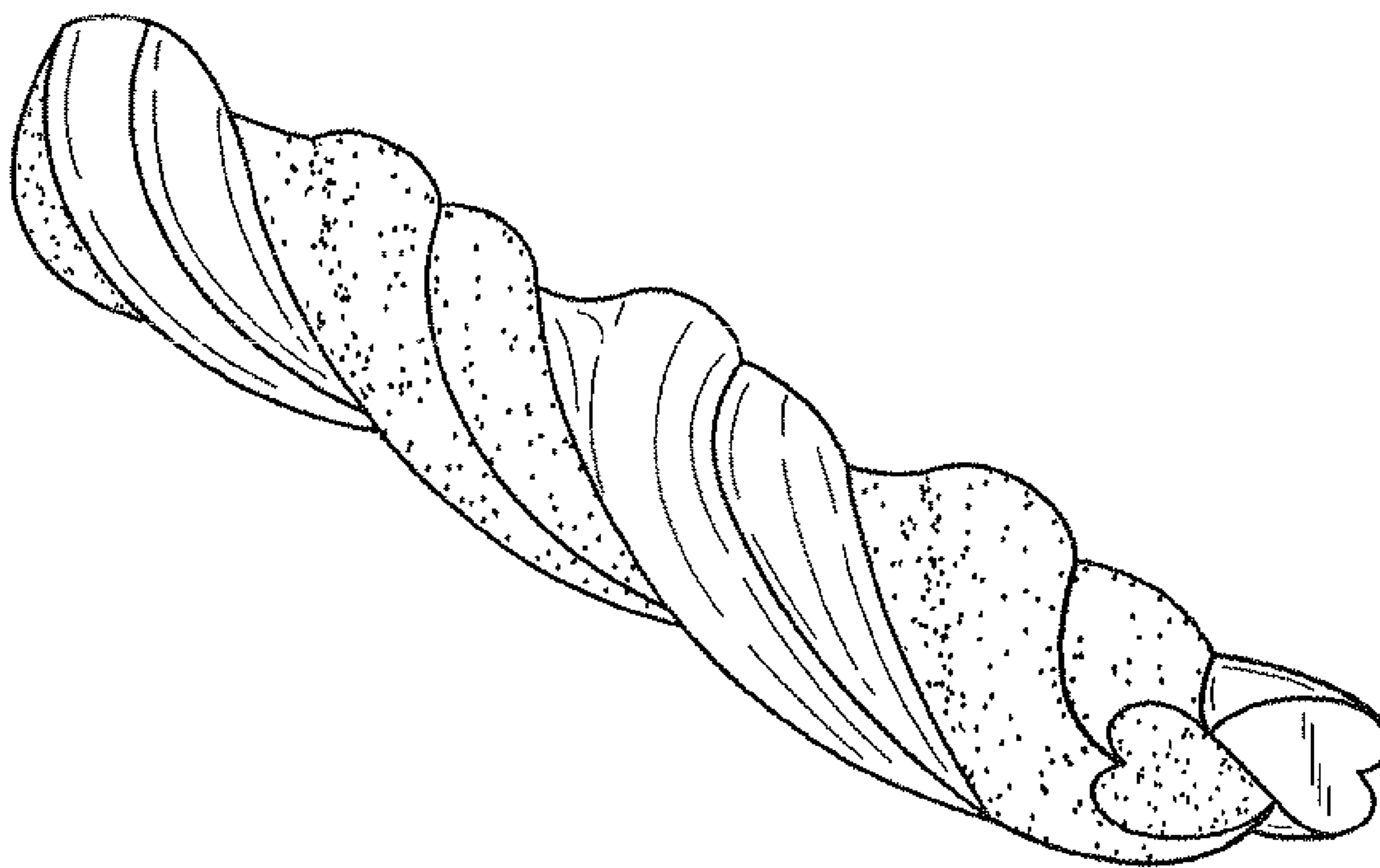


FIG. 9




FIG. 10

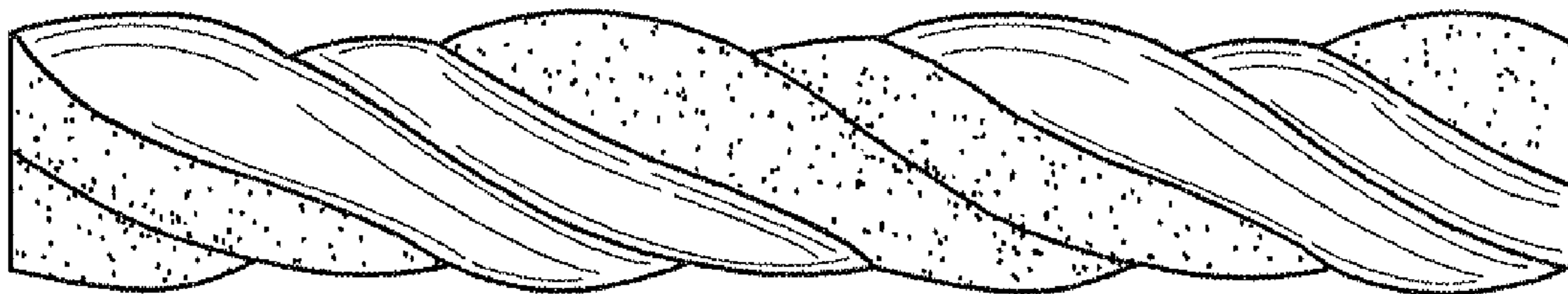


FIG. 11

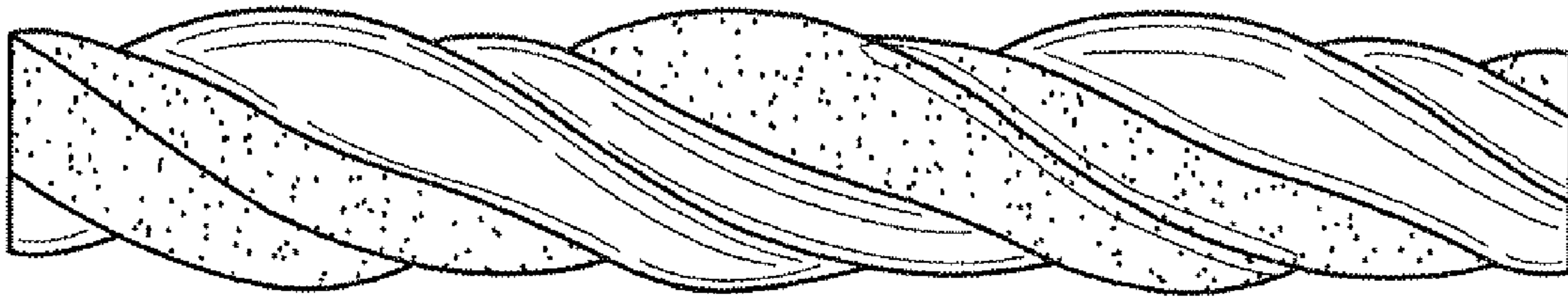


FIG. 12

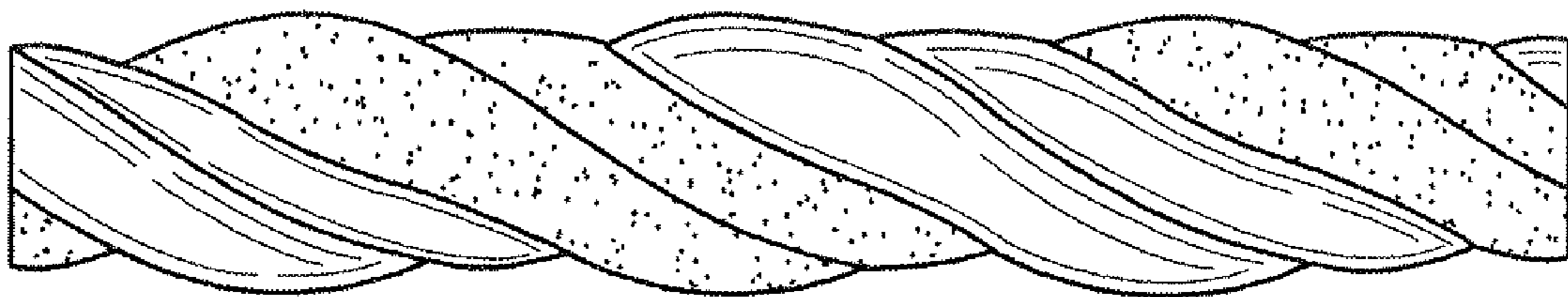


FIG. 13

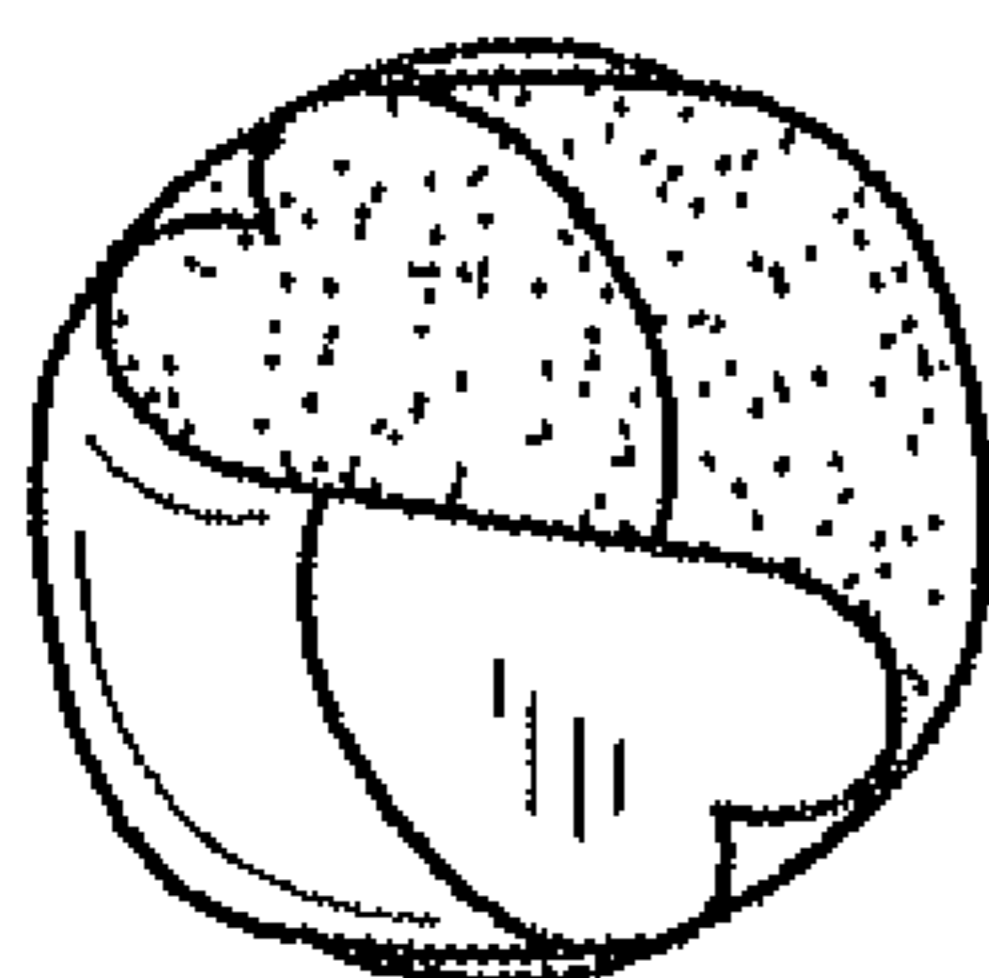


FIG. 14

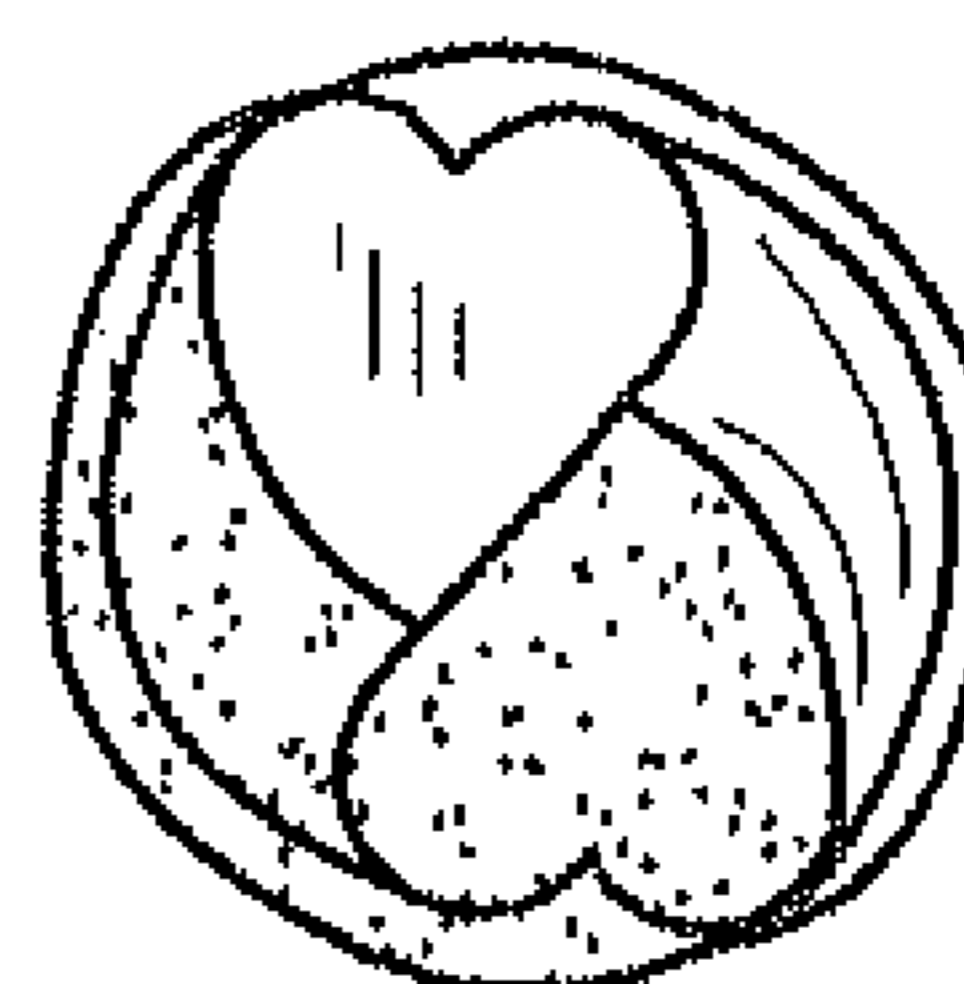


FIG. 15