



US00D621577S

(12) **United States Design Patent**
Slusarczyk

(10) **Patent No.:** **US D621,577 S**
(45) **Date of Patent:** **** Aug. 17, 2010**

(54) **PET TREAT**

(75) Inventor: **Peter S. Slusarczyk**, Nolensville, TN
(US)

(73) Assignee: **Mars, Incorporated**, McLean, VA (US)

(**) Term: **14 Years**

(21) Appl. No.: **29/354,382**

(22) Filed: **Jan. 22, 2010**

(51) **LOC (9) Cl.** **01-01**

(52) **U.S. Cl.** **D1/111**

(58) **Field of Classification Search** D1/100,
D1/106-112, 120, 122, 125-128, 199; D30/160;
D24/102, 103; D25/119-135; 119/706-711;
426/2, 89, 92, 104, 635, 805, 94-95, 138-139,
426/144, 543, 549-550, 383, 496, 499, 808,
426/84, 514, 64, 143, 618-621, 625; 28/8.2;
D21/576; D11/48-50

See application file for complete search history.

(56) **References Cited**

U.S. PATENT DOCUMENTS

D218,137 S *	7/1970	Smith	D1/111
D260,281 S *	8/1981	Rist	D6/601
D311,265 S *	10/1990	Mendenhall	D1/111
D325,068 S *	3/1992	Gaury	D23/207
D325,069 S *	3/1992	Gaury	D23/207

D359,187 S *	6/1995	Rowan	D6/539
D359,927 S *	7/1995	Cook	D11/100
D371,726 S *	7/1996	Strohlein	D7/628
D439,153 S *	3/2001	Davis	D9/606
D455,145 S *	4/2002	Williams	D14/232
D462,504 S *	9/2002	Rudy	D1/111
D476,218 S *	6/2003	Kelleghan	D8/356
D520,825 S *	5/2006	Kelleghan	D8/38
D527,410 S *	8/2006	Harrington	D17/20

* cited by examiner

Primary Examiner—T. Chase Nelson

Assistant Examiner—Barbara Fox

(74) *Attorney, Agent, or Firm*—Arent Fox LLP

(57) **CLAIM**

The ornamental design for a pet treat, as shown and described.

DESCRIPTION

FIG. 1 is a perspective view of a pet treat showing my new design;

FIG. 2 is a front view of the design shown in FIG. 1, the rear view being a mirror image thereof;


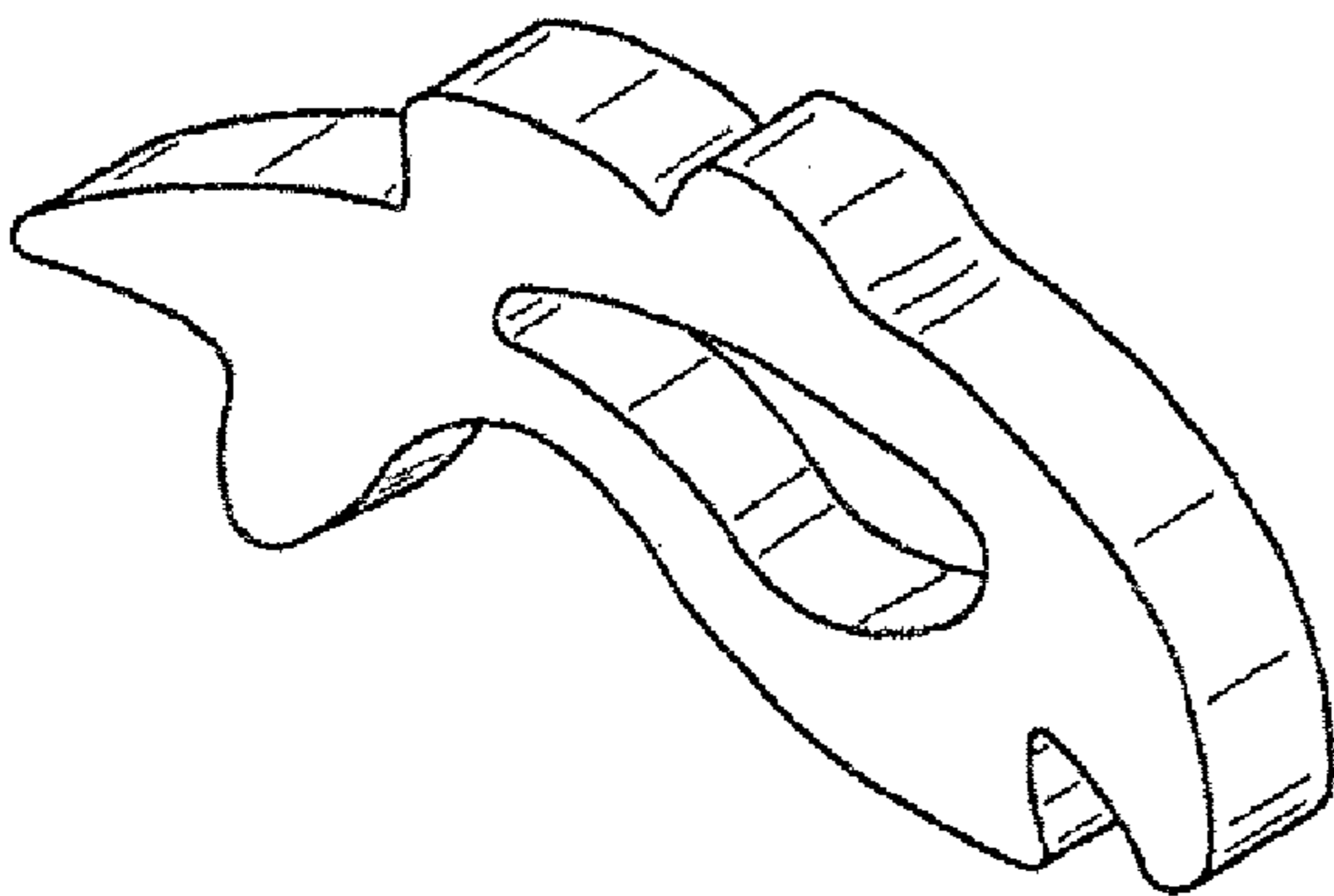
FIG. 3 is a top view of the design shown in FIG. 1;

FIG. 4 is a bottom view of the design shown in FIG. 1;

FIG. 5 is a left side view of the design shown in FIG. 1; and,

FIG. 6 is a right side view of the design shown in FIG. 1.

1 Claim, 2 Drawing Sheets



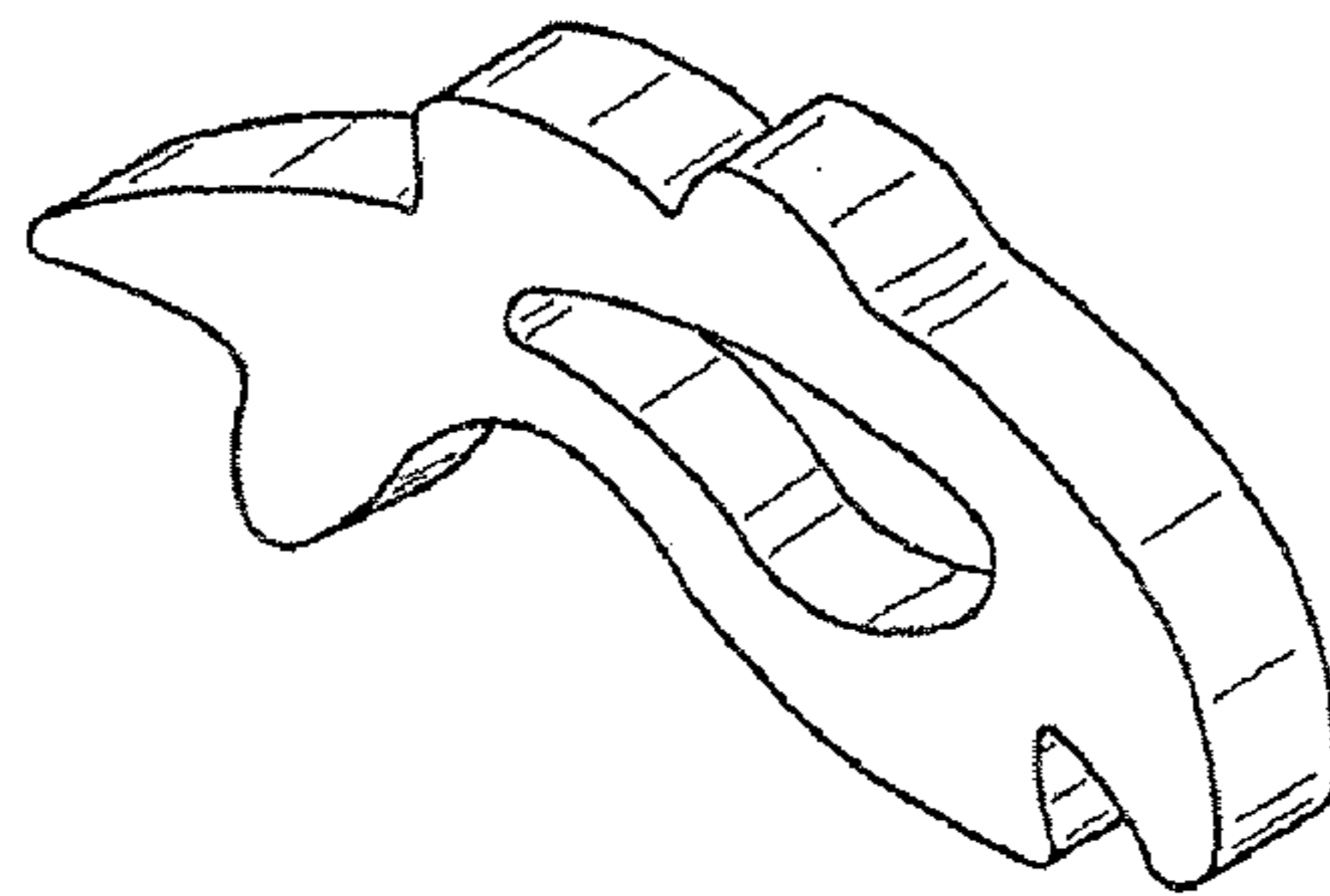


FIG. 1




FIG. 2



FIG. 3



FIG. 4



FIG. 5



FIG. 6