



US00D621572S

(12) **United States Design Patent**  
**Michnuk**

(10) **Patent No.:** **US D621,572 S**

(45) **Date of Patent:** **\*\* Aug. 10, 2010**

(54) **MEMORIAL URN**

(76) **Inventor:** **Paul S. Michnuk**, 115 Bondsville Rd.,  
Downingtown, PA (US) 19335

(\*\*) **Term:** **14 Years**

(21) **Appl. No.:** **29/355,928**

(22) **Filed:** **Feb. 17, 2010**

**Related U.S. Application Data**

(62) Division of application No. 29/338,178, filed on Jun. 5, 2009, now Pat. No. Des. 612,573, which is a division of application No. 29/318,289, filed on May 16, 2008, now Pat. No. Des. 594,625.

(51) **LOC (9) Cl.** ..... **99-00**

(52) **U.S. Cl.** ..... **D99/5**

(58) **Field of Classification Search** ..... D99/1-24;  
2/1-8, 14, 27, 30; 52/103; 40/124.5; D11/131-140,  
D11/143-163; D6/300-314; 27/1-8, 27,  
27/30, 35

See application file for complete search history.

(56) **References Cited**

**U.S. PATENT DOCUMENTS**

D22,529 S *	6/1893	Long	.....	D11/96
D33,602 S *	11/1900	Bick	.....	D99/18
D36,495 S *	8/1903	Melrose	.....	D11/96
D44,481 S *	8/1913	Leonoff	.....	D99/23
D49,350 S *	7/1916	Graham	.....	D99/23
D56,617 S *	11/1920	Jones	.....	D11/96
D75,884 S *	7/1928	Wees	.....	D99/25
D121,664 S *	7/1940	Amend	.....	D99/25
D121,665 S *	7/1940	Amend	.....	D11/122

D225,115 S *	11/1972	Amend	.....	D11/96
D251,717 S *	5/1979	Graves	.....	D11/103
D370,770 S *	6/1996	Cramer	.....	D99/27
D463,994 S *	10/2002	Eisen	.....	D11/96

\* cited by examiner

*Primary Examiner*—T. Chase Nelson

*Assistant Examiner*—Michael A Pratt

(74) *Attorney, Agent, or Firm*—Volpe and Koenig, P.C.

(57) **CLAIM**

The ornamental design for memorial urn, as shown and described.

**DESCRIPTION**

FIG. 1 is an isometric view of a first preferred embodiment of the memorial urn of the present invention;

FIG. 2 is a front view of the memorial urn of FIG. 1;

FIG. 3 is a rear view of the memorial urn of FIG. 1;

FIG. 4 is a left side view of the memorial urn of FIG. 1;

FIG. 5 is a top view of the memorial urn of FIG. 1;

FIG. 6 is a bottom view of the memorial urn of FIG. 1;

FIG. 7 is an isometric view of a second preferred embodiment of the memorial urn;

FIG. 8 is a front view of the memorial urn of FIG. 7;

FIG. 9 is a rear view of the memorial urn of FIG. 7;

FIG. 10 is a left side view of the memorial urn of FIG. 7; and,

FIG. 11 is a top view of the memorial urn of FIG. 7.

The broken line showing of portions of FIGS. 3 and 9 form no part of the claimed design.

**1 Claim, 7 Drawing Sheets**

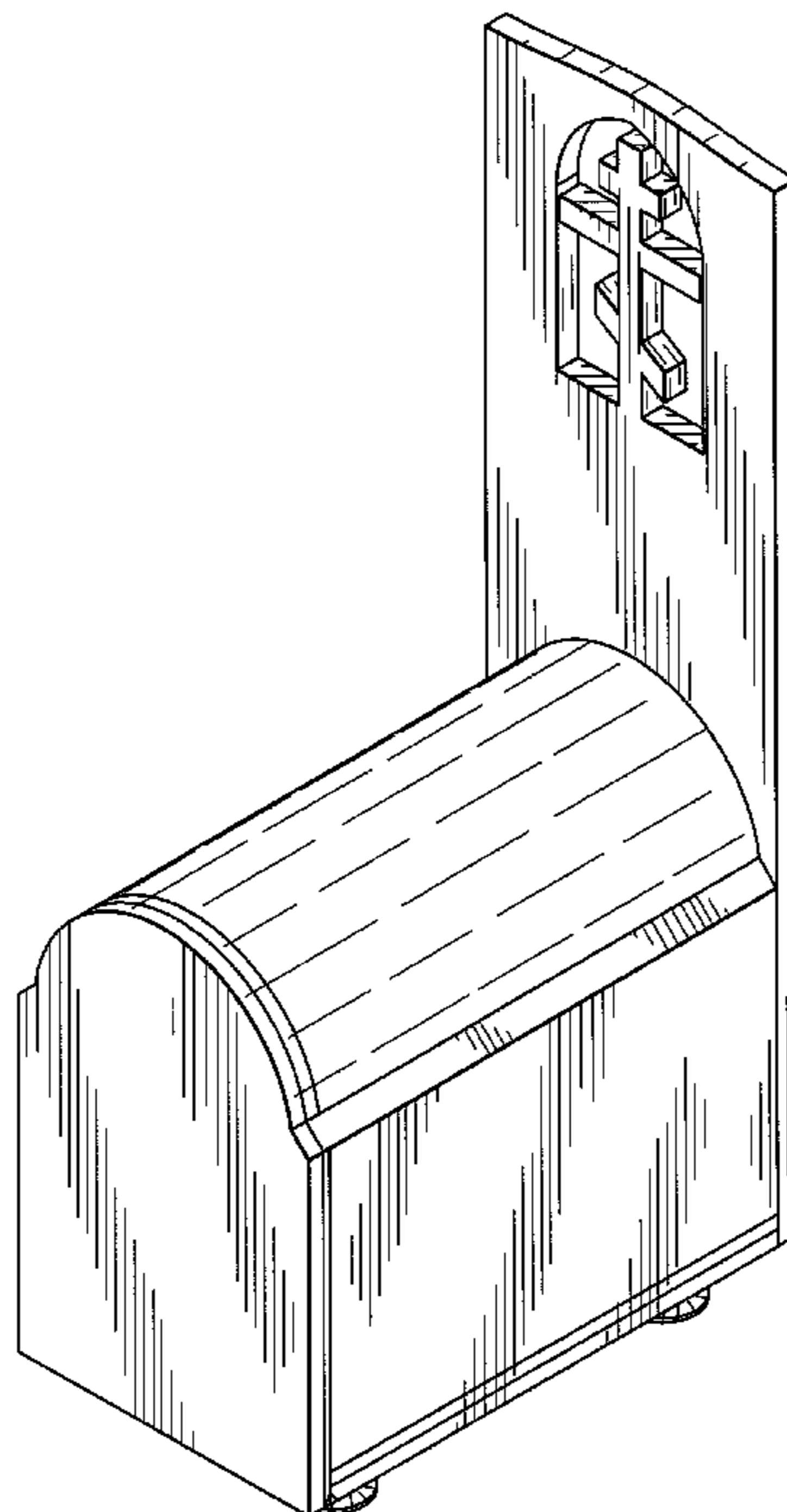


FIG. 1

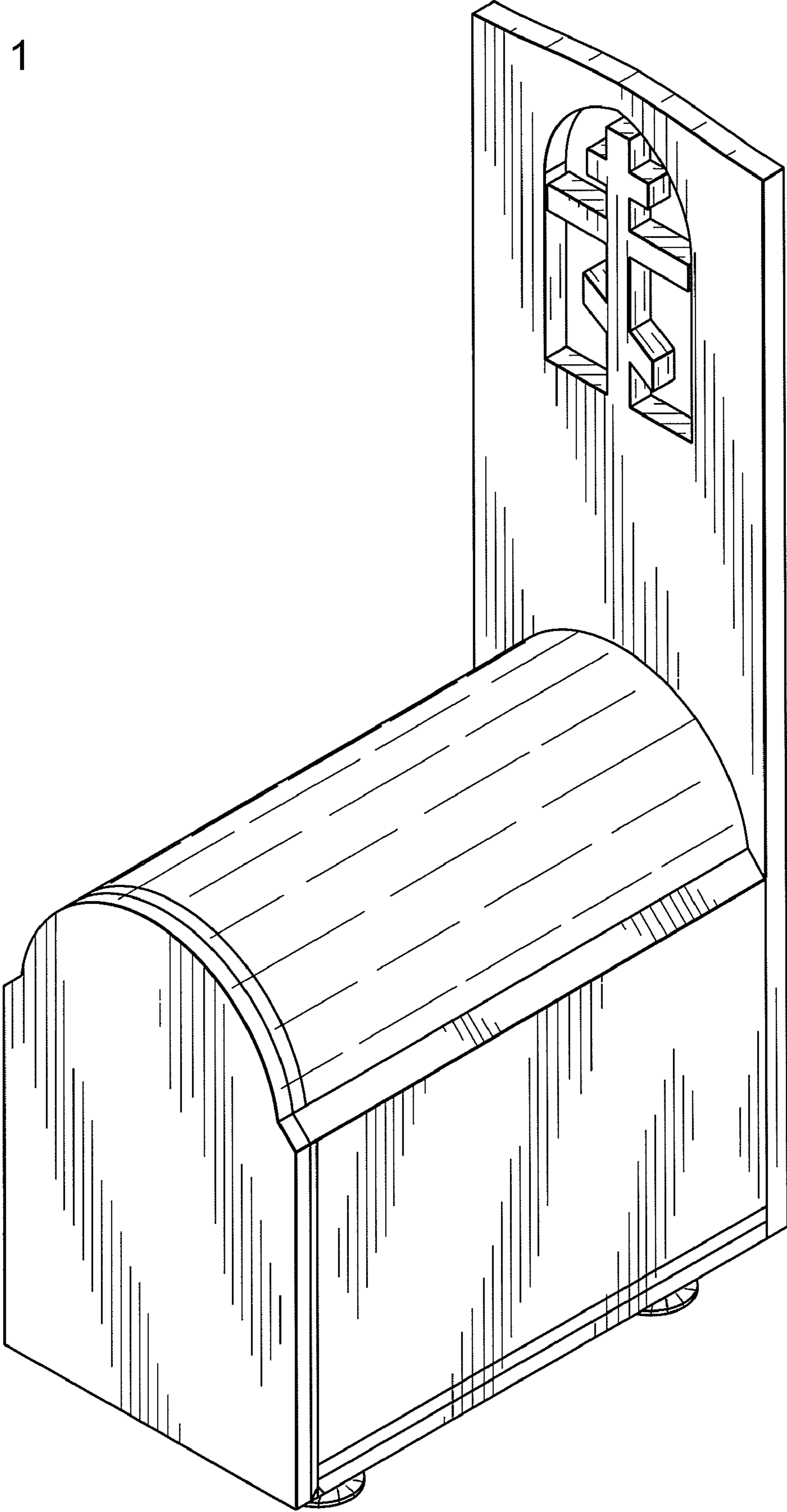


FIG. 3

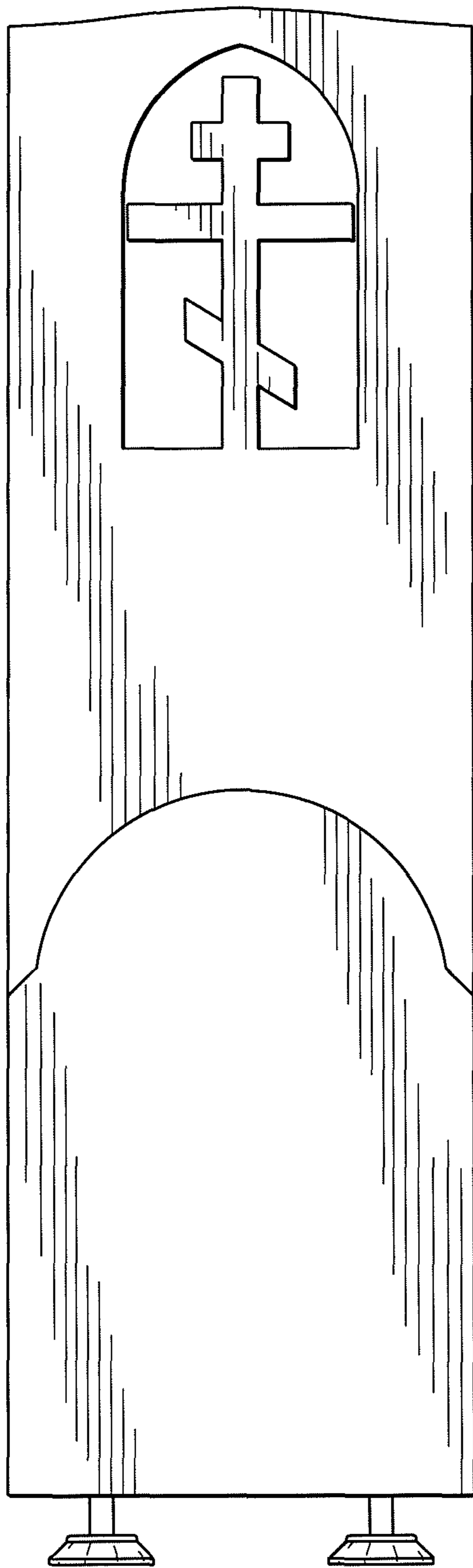


FIG. 2

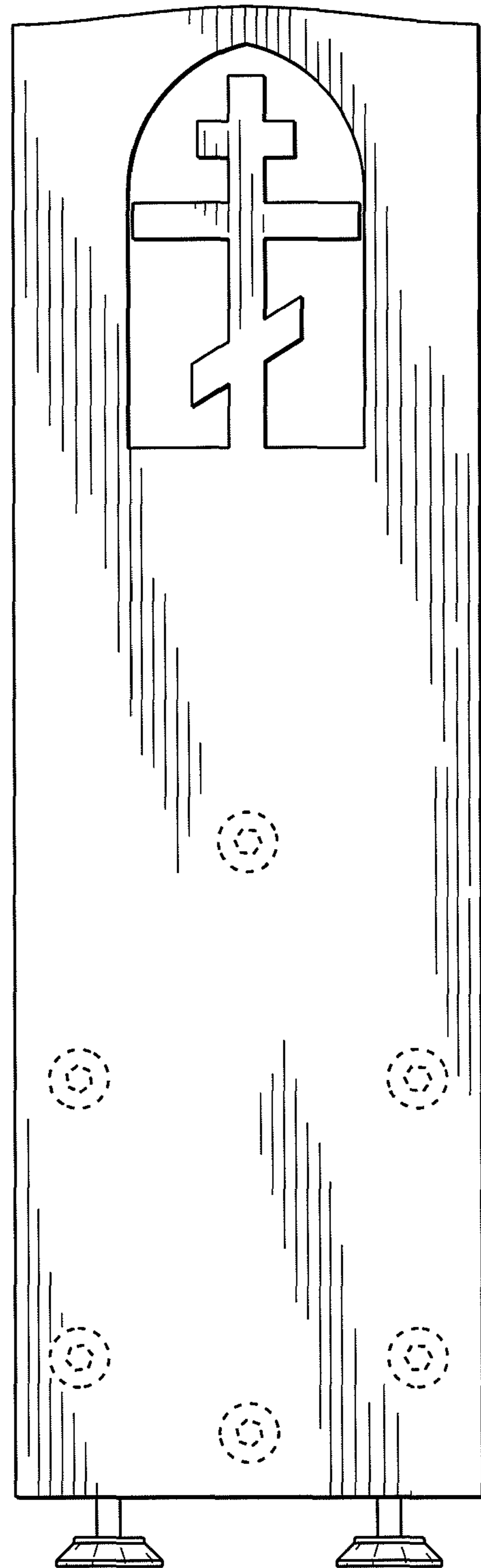


FIG. 4




FIG. 5

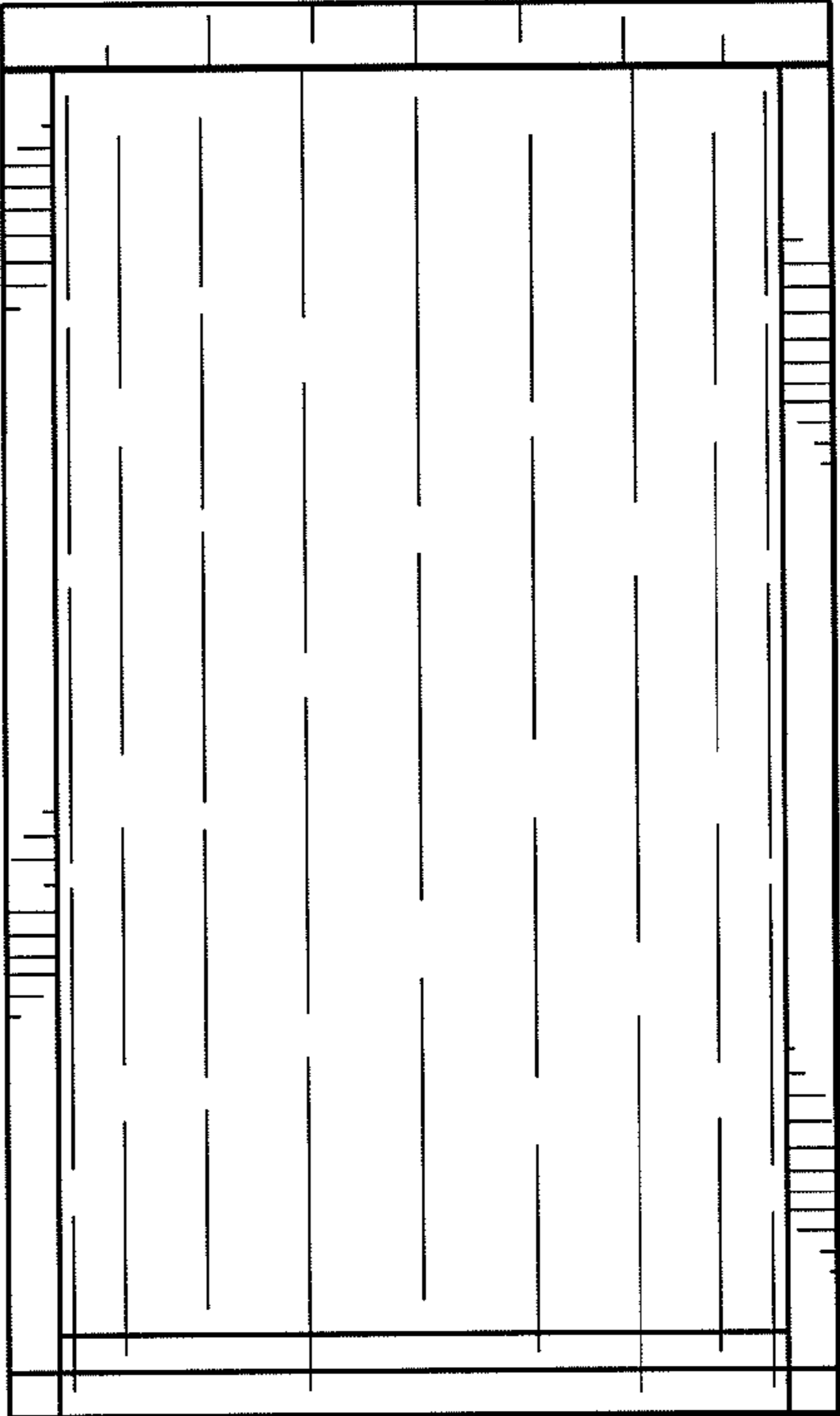


FIG. 6

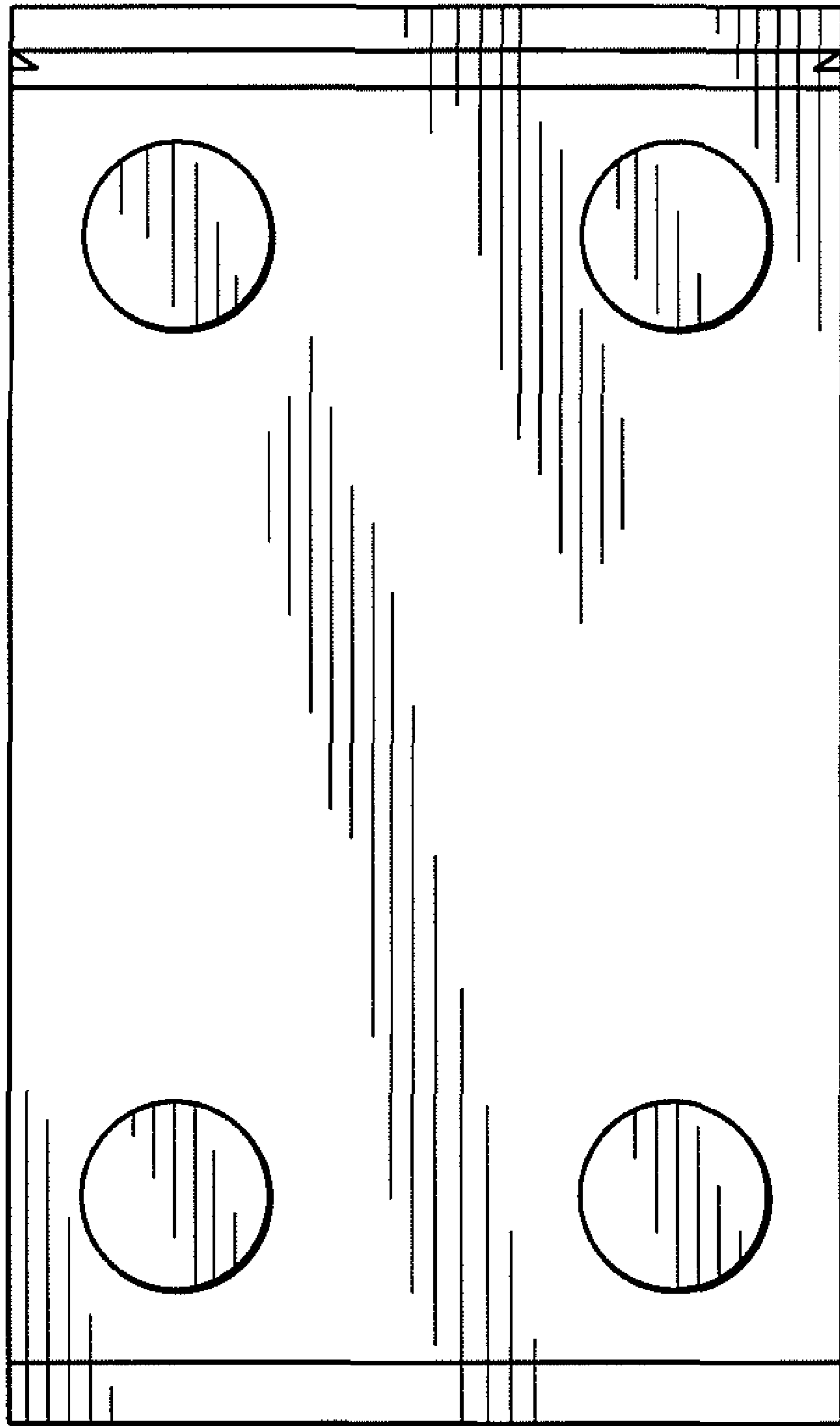


FIG. 7

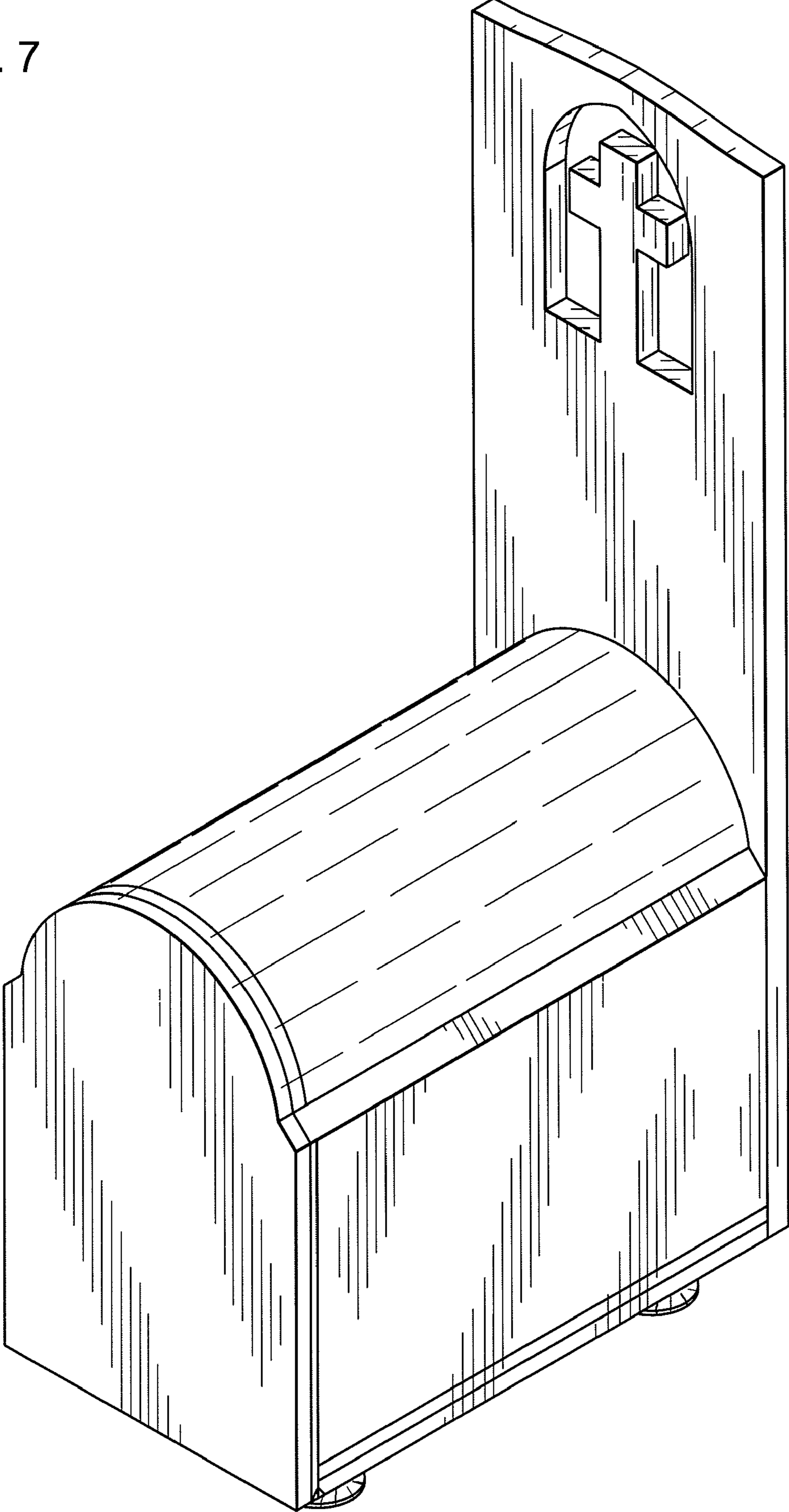


FIG. 9

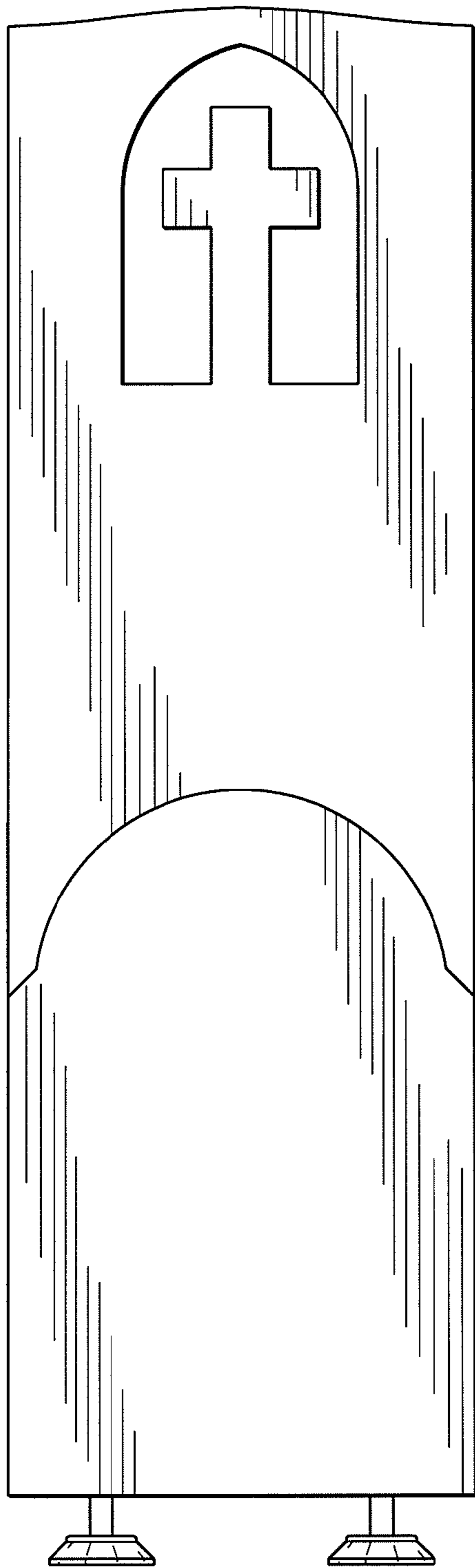


FIG. 8

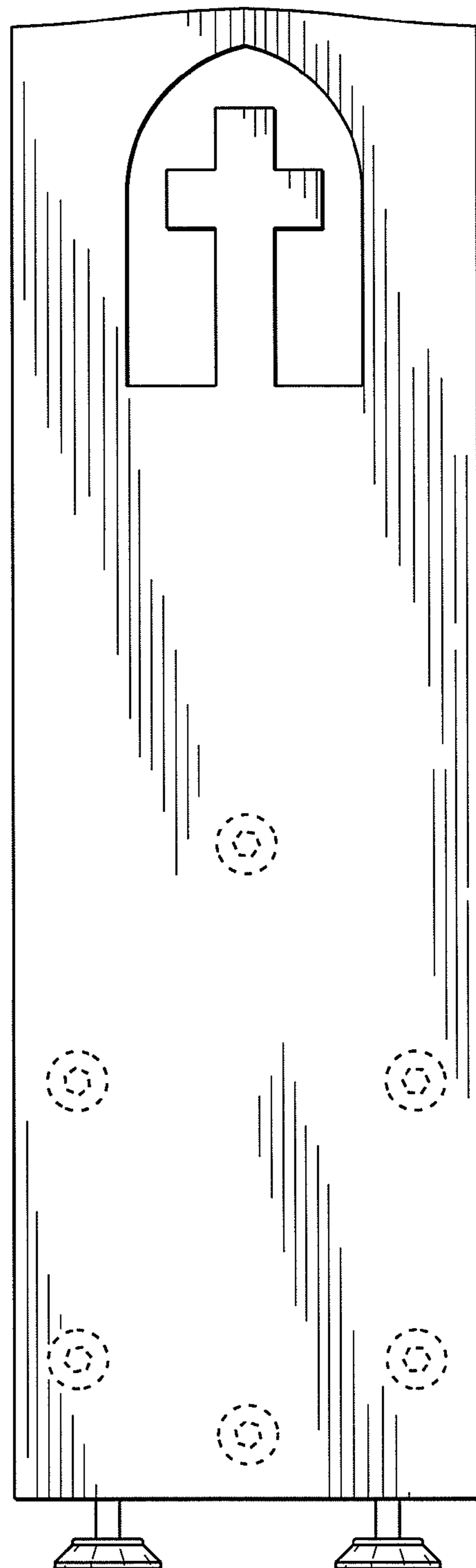


FIG. 10




FIG. 11

