



US00D621570S

(12) **United States Design Patent**
Cox

(10) **Patent No.:** **US D621,570 S**

(45) **Date of Patent:** **** Aug. 10, 2010**

(54) **SILHOUETTE URN**

(76) **Inventor:** **Brian Jay Cox**, 5315 Overbend Trail,
Suwanee, GA (US) 30024

(**) **Term:** **14 Years**

(21) **Appl. No.:** **29/352,242**

(22) **Filed:** **Dec. 17, 2009**

(51) **LOC (9) Cl.** **99-00**

(52) **U.S. Cl.** **D99/5**

(58) **Field of Classification Search** D99/1,
D99/5; 27/1-10; D11/121, 133, 143, 145,
D11/146, 151, 152, 154, 157, 164; 428/542.4,
428/158, 127

See application file for complete search history.

(56) **References Cited**

U.S. PATENT DOCUMENTS

D6,024 S *	8/1872	Levene	D11/154
D29,223 S *	8/1898	Linsley et al.	D26/110
D59,224 S *	10/1921	Hirsch	D11/154
D80,722 S *	3/1930	Fairchild	D7/540
D91,521 S *	2/1934	Hanks	D7/540
D94,211 S *	1/1935	Guild	D7/542
D143,231 S *	12/1945	Mankki	D99/5
D236,406 S *	8/1975	Achenbach	D7/615
D237,586 S *	11/1975	Plummer	D9/503
D266,620 S *	10/1982	Krech	D99/5
D338,278 S	8/1993	Schonbek		
D348,312 S *	6/1994	Schwartz et al.	D23/367
D356,422 S *	3/1995	Parker	D99/5
D360,732 S *	7/1995	Parker	D99/5
D386,116 S	11/1997	Sanderson		
D410,592 S	6/1999	Niemiec		

D424,273 S *	5/2000	Robinson	D99/5
D438,360 S *	2/2001	Robinson	D99/5
D440,375 S	4/2001	Robinson		
D440,376 S	4/2001	Robinson		
D440,732 S	4/2001	Robinson		
D454,241 S *	3/2002	Robinson	D99/5
D479,381 S *	9/2003	Robinson	D99/5
D479,639 S *	9/2003	Robinson	D99/5
D482,839 S	11/2003	Harbaugh		
D483,170 S	12/2003	Harbaugh		

* cited by examiner

Primary Examiner—Holly H Baynham

Assistant Examiner—Michelle E Wilson

(74) *Attorney, Agent, or Firm*—George R. Reardon

(57) **CLAIM**

The ornamental design for a silhouette urn, as shown and described.

DESCRIPTION

FIG. 1 is a perspective view of a silhouette urn, showing my new design;

FIG. 2 is a front elevational view thereof, the right side view, left side view and the rear view are identical to FIG. 2;


FIG. 3 is a top plan view thereof;

FIG. 4 is a bottom plan view thereof;

FIG. 5 is a cross-section view thereof, taken along lines 5-5' of FIG. 2; and,

FIG. 6 is a front elevational view thereof—the broken line showing a human face adjacent to the silhouette urn is included for the purpose of illustrating environment and forms no part of the claimed design.

1 Claim, 6 Drawing Sheets






FIG. 1

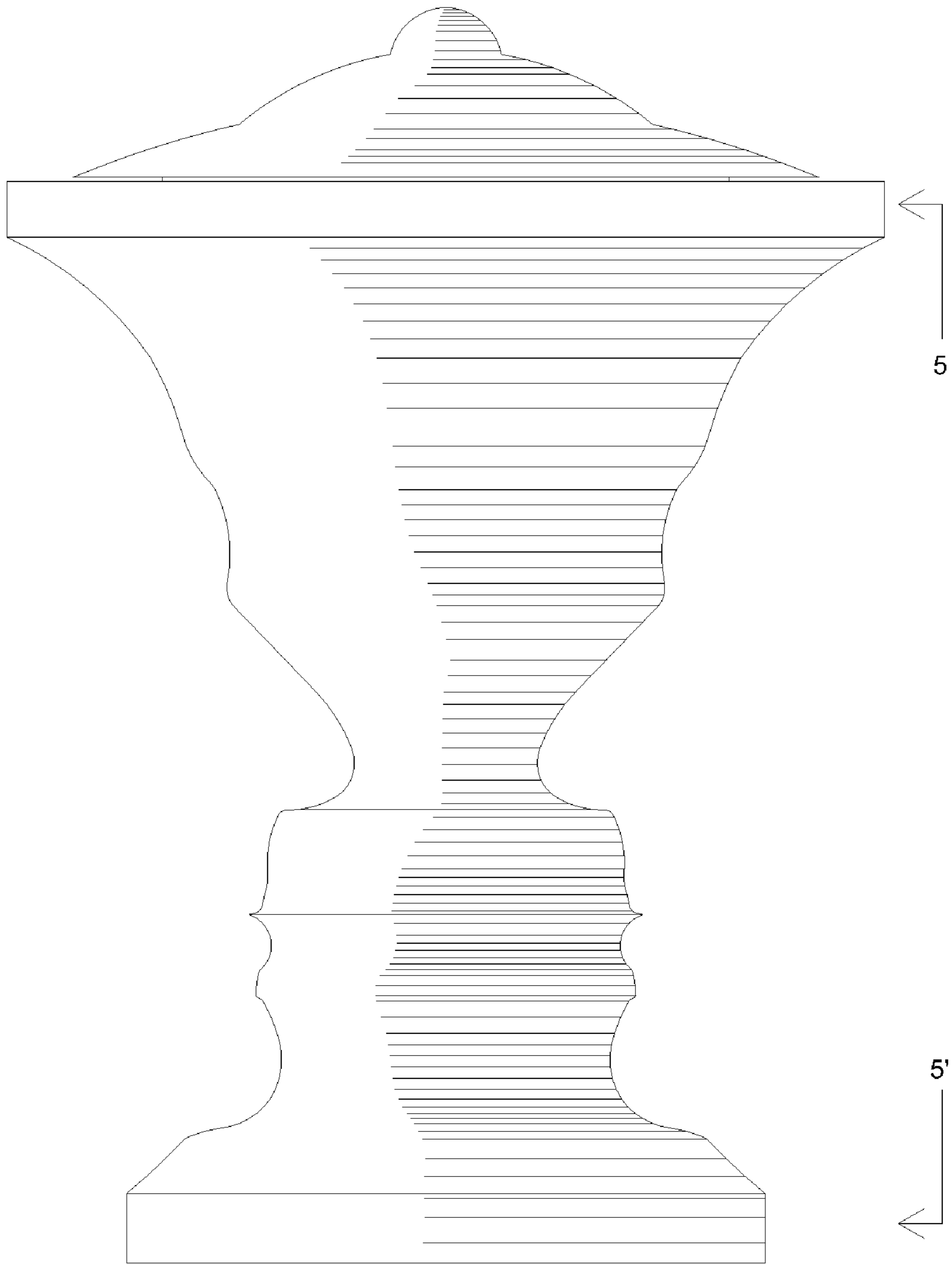


FIG. 2

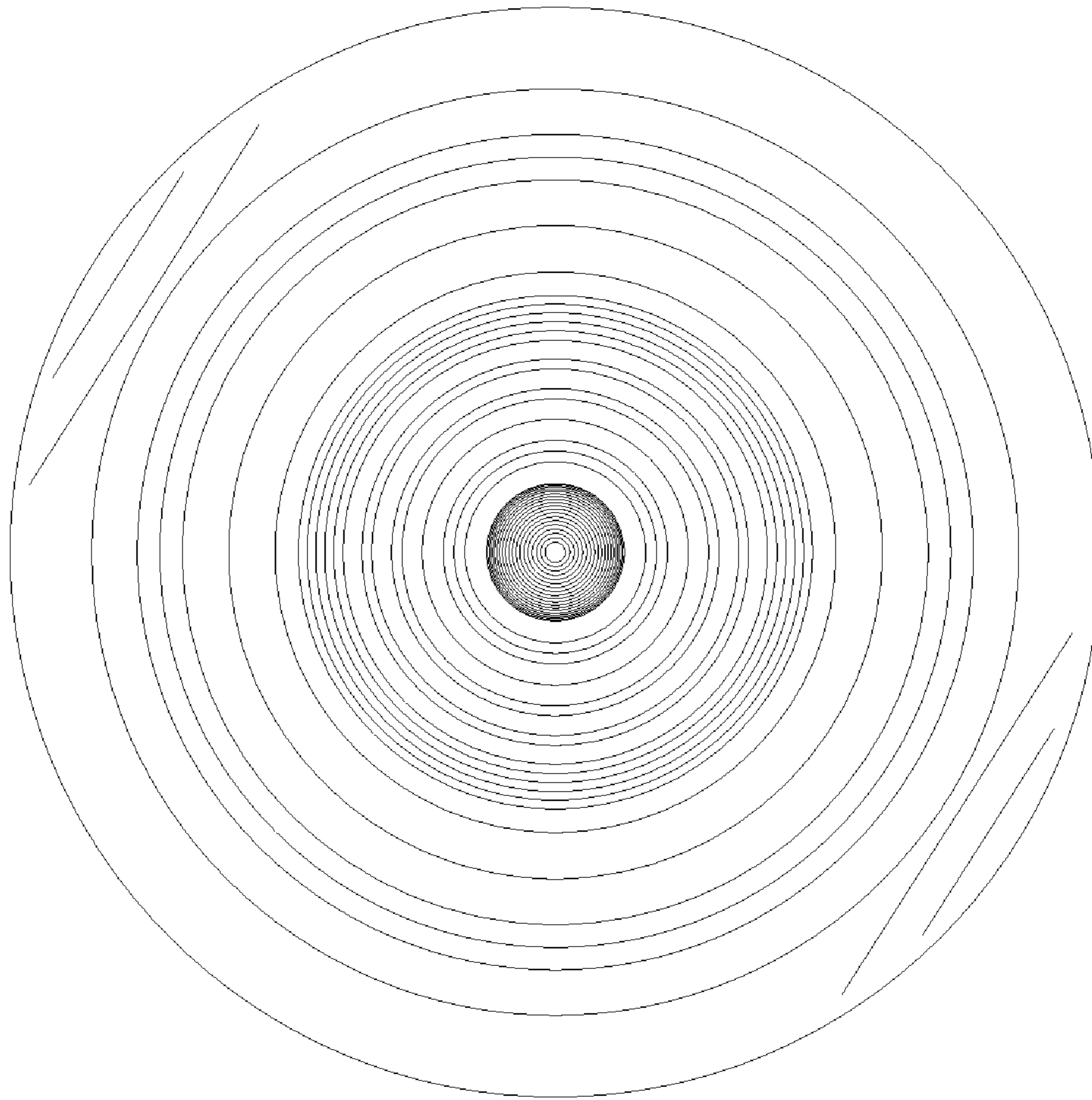


FIG. 3

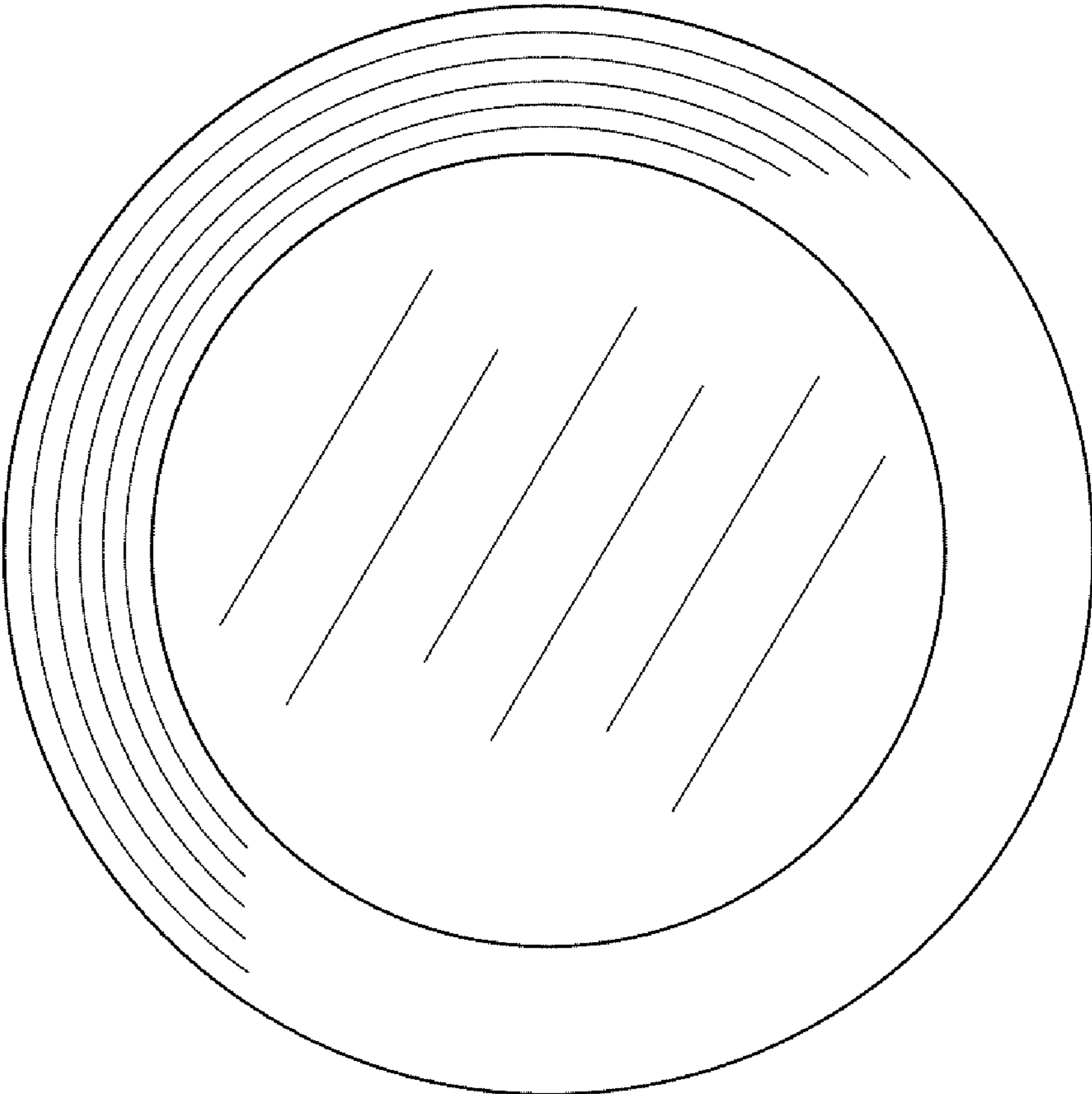


FIG. 4

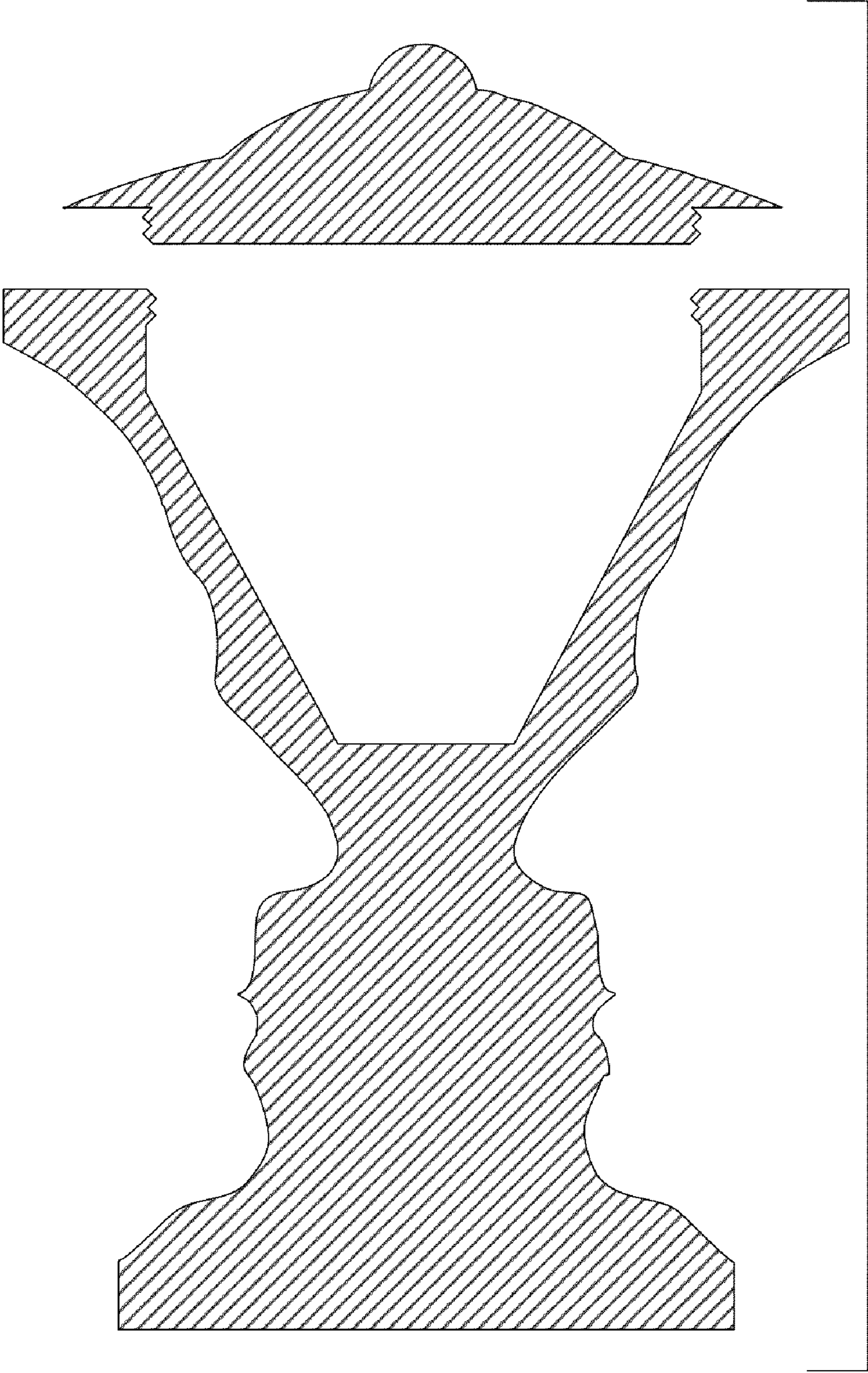


FIG. 5

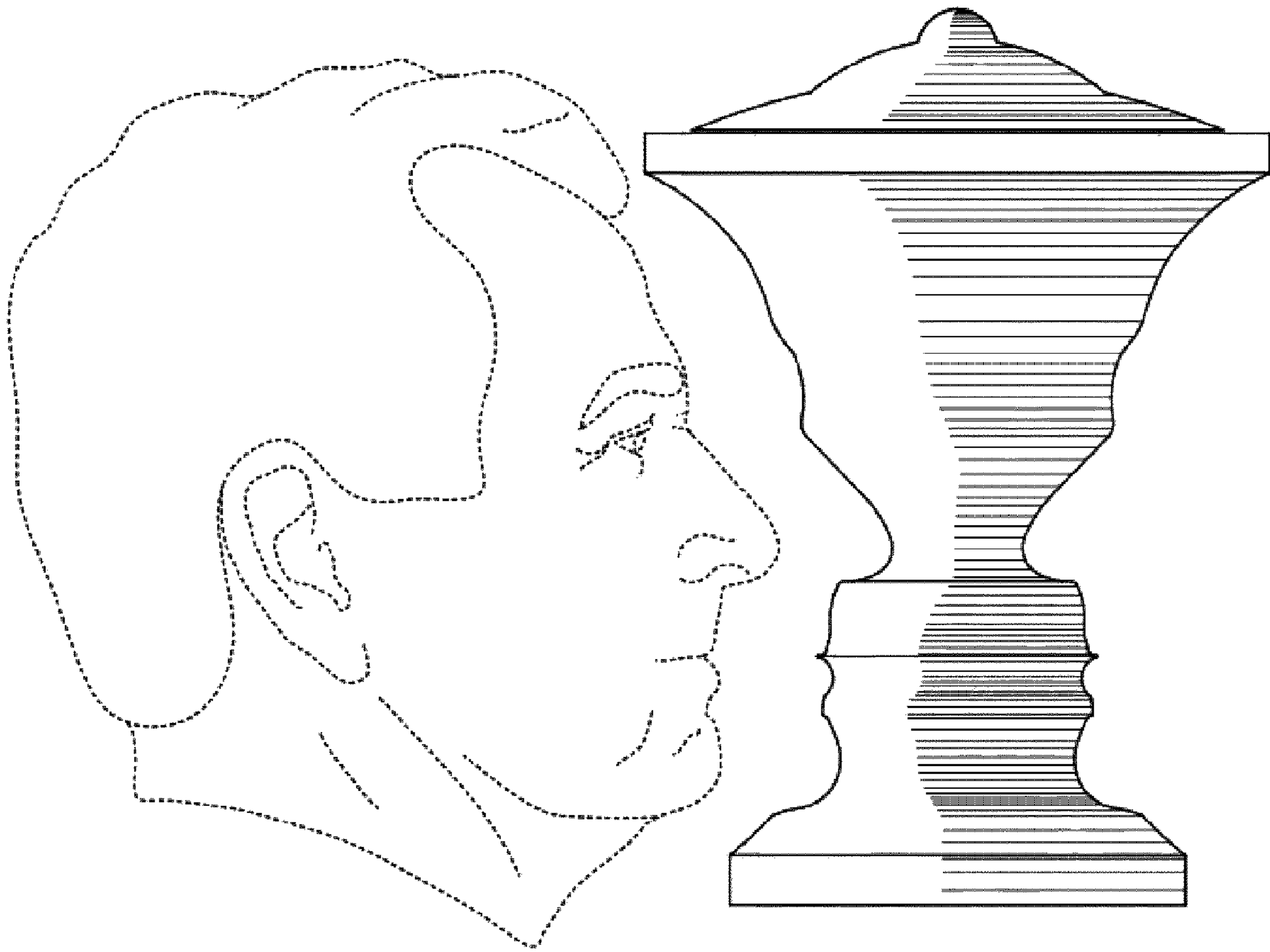


FIG. 6