



US00D621558S

(12) **United States Design Patent**
Johnson

(10) **Patent No.:** **US D621,558 S**

(45) **Date of Patent:** **** Aug. 10, 2010**

(54) **PET WATERING DEVICE**

(75) Inventor: **Misty Johnson**, Dallas, TX (US)

(73) Assignee: **Sink Drink Inc.**, Dallas, TX (US)

(**) Term: **14 Years**

(21) Appl. No.: **29/315,791**

(22) Filed: **Jul. 23, 2009**

(51) **LOC (9) Cl.** **30-03**

(52) **U.S. Cl.** **D30/132; D30/121; D30/129**

(58) **Field of Classification Search** D30/123,
D30/129, 132, 121; 119/69.5, 673, 57.8,
119/68, 74, 61.57, 78-81, 61.4, 57.9, 51.5,
119/61.5, 72; 47/66.6, 39, 67, 83; 239/27,
239/280, 200, 281, 280.5, 273, 16, 17, 20,
239/22; 4/644, 627, 638; D7/558; D11/144,
D11/145, 153; D99/5, 24; 27/1; D23/201,
D23/292; 248/127, 132, 137, 138, 158, 910;
215/10; D6/353, 352, 484, 360, 480, 488;
219/521; 329/442, 459

See application file for complete search history.

(56) **References Cited**

U.S. PATENT DOCUMENTS

D113,856 S * 3/1939 Smith D7/587
D159,643 S * 8/1950 Kelly et al. D7/506
3,324,834 A * 6/1967 McKinstry 119/78

4,470,371 A * 9/1984 Strickland 119/78
4,516,685 A * 5/1985 French 220/23.83
2005/0029259 A1 * 2/2005 Famham 220/4.27

* cited by examiner

Primary Examiner—Susan Moon Lee

(57) **CLAIM**

The ornamental design for a pet watering device, as shown and described.

DESCRIPTION

FIG. 1 is an isometric view of the pet watering device in accordance with the present invention; and,

FIG. 2 is a front elevation view of the pet watering device in accordance with the present invention.

FIG. 3 is a top view of the pet watering device in accordance with the present invention.

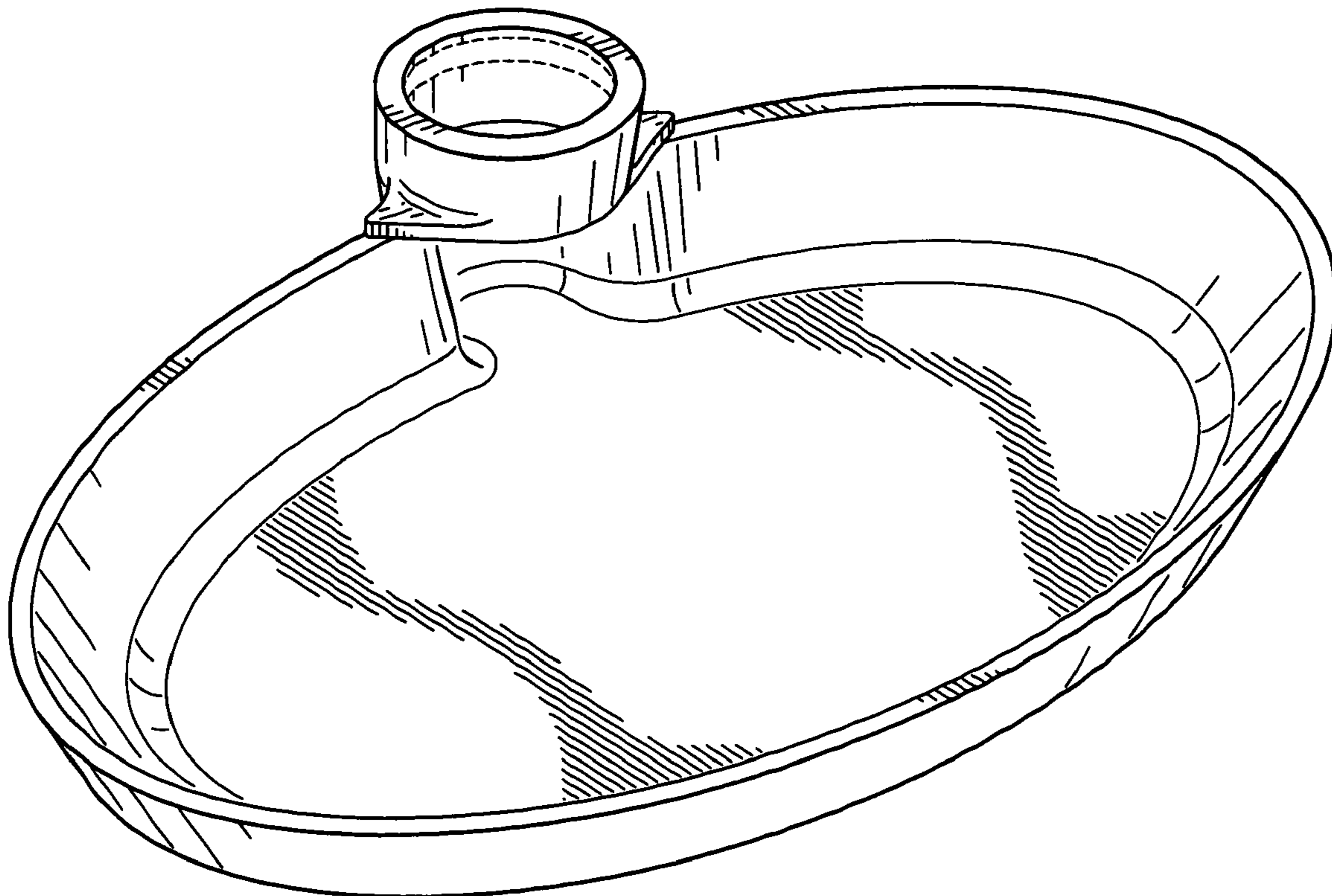
FIG. 4 is a side elevation view of the pet watering device in accordance with the present invention.

FIG. 5 is a bottom view of the pet watering device in accordance with the present invention; and,

FIG. 6 is a rear elevation view of the pet watering device in accordance with the present invention.

Any dashed lines depict environment and are not part of the claimed design.

1 Claim, 3 Drawing Sheets



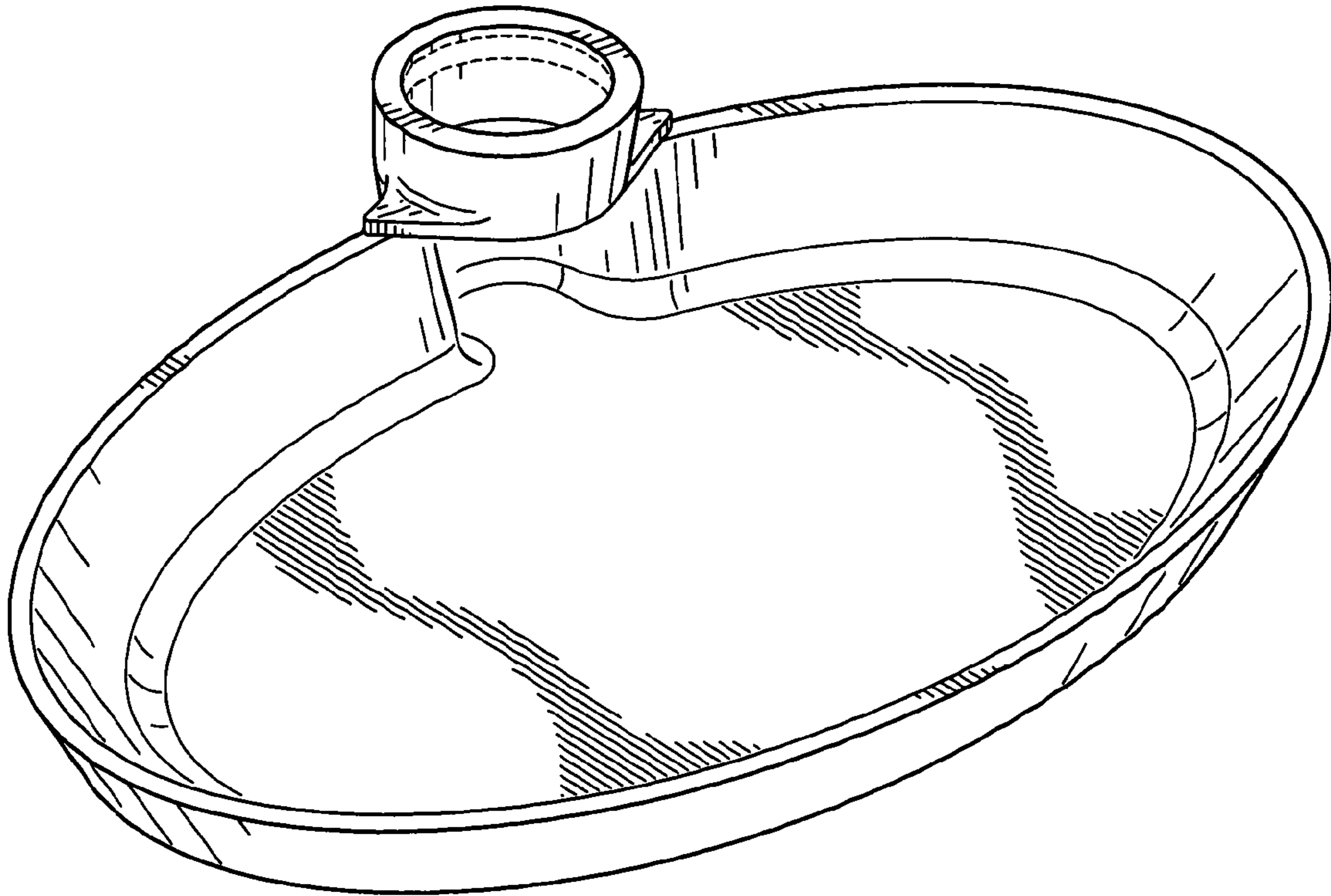


FIG. 1

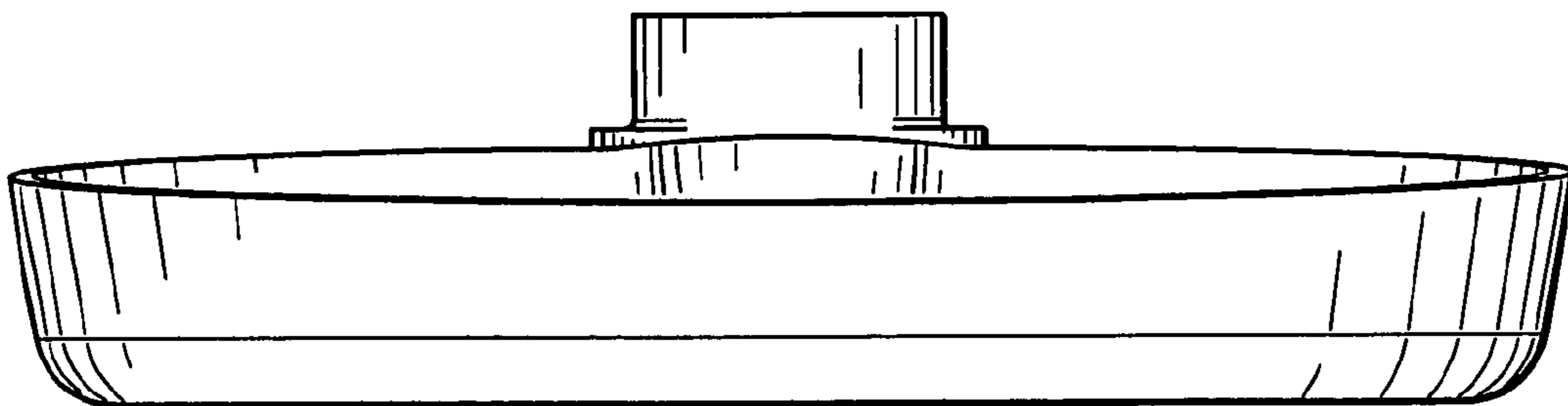


FIG. 2

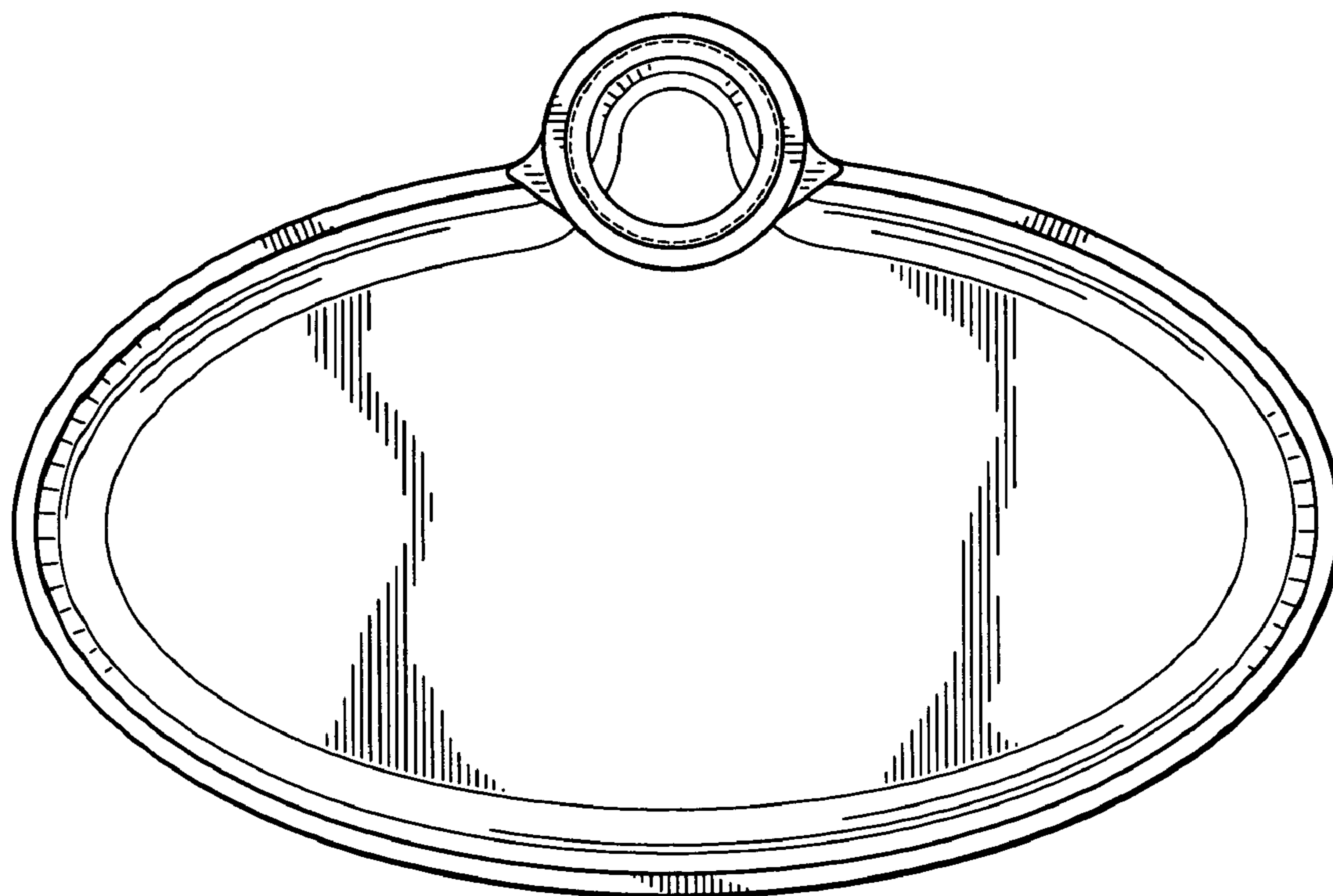


FIG. 3



FIG. 4

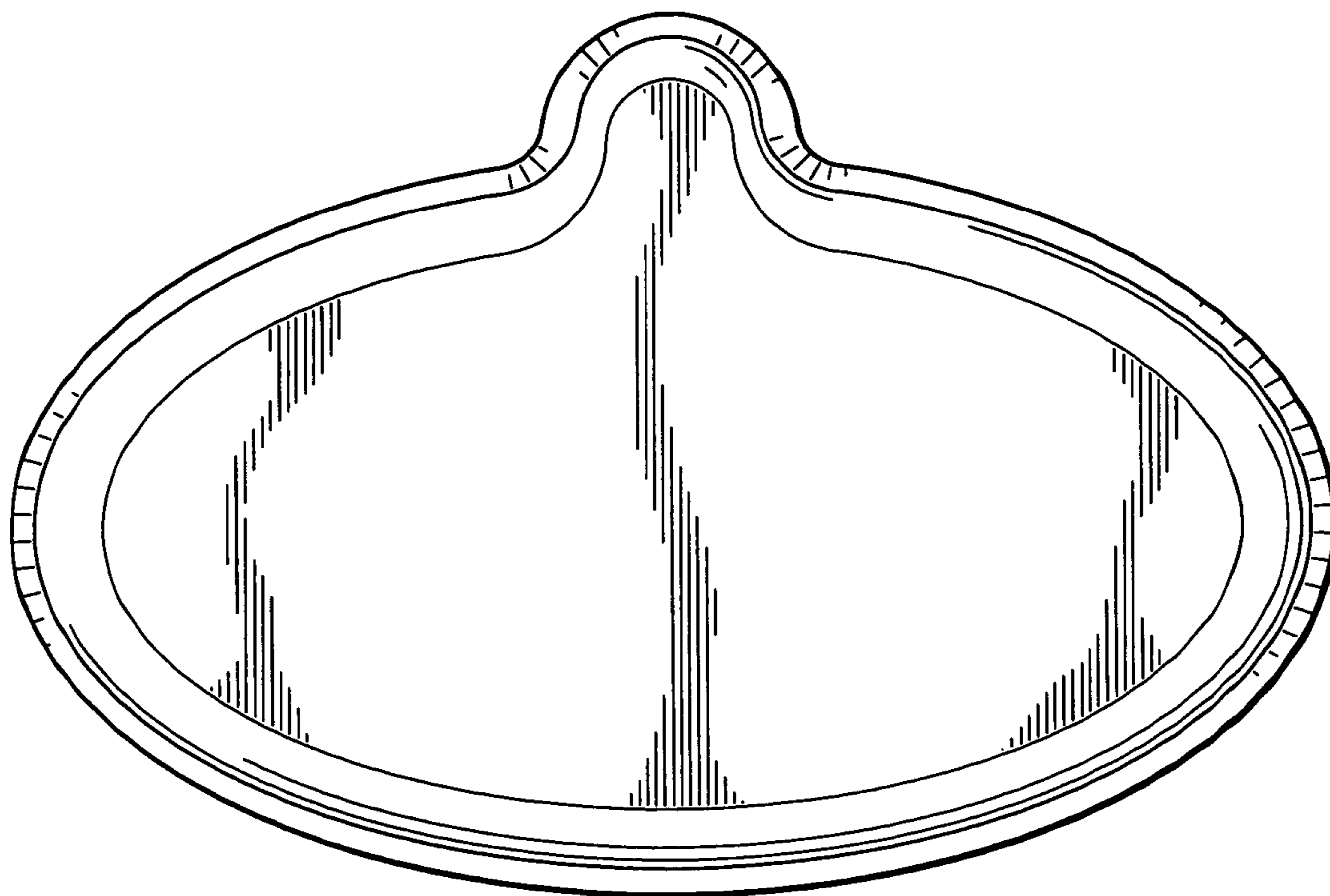


FIG. 5

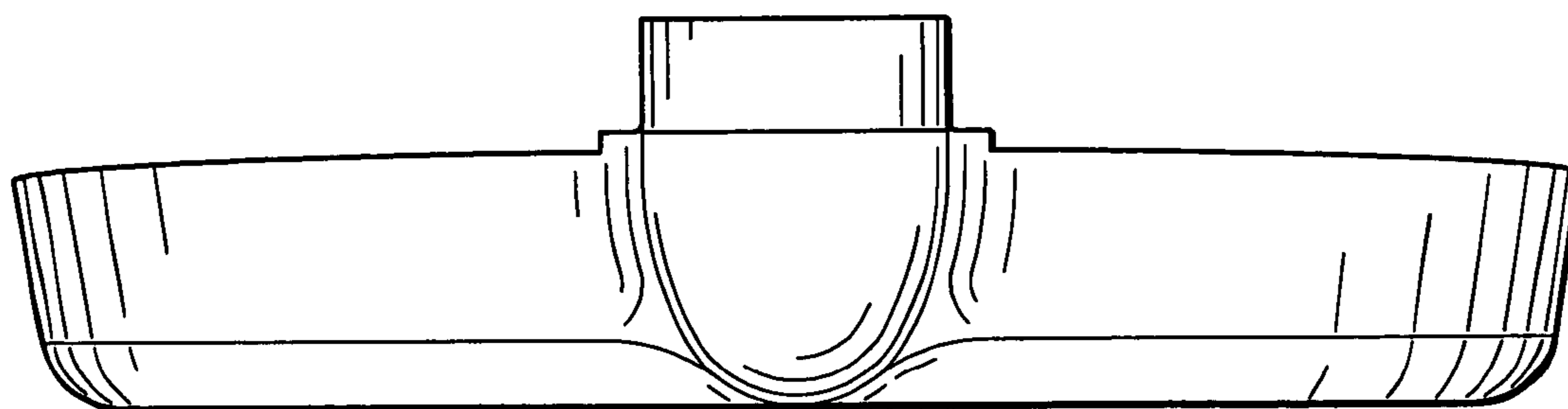


FIG. 6