



US00D621544S

(12) **United States Design Patent**
Bommarito

(10) **Patent No.:** **US D621,544 S**

(45) **Date of Patent:** **** Aug. 10, 2010**

(54) **DISPOSABLE RAZOR EXTENDED HANDLE**

2006/0101655 A1 5/2006 Givant

(76) Inventor: **Anthony J. Bommarito**, 252 Ridge Rd.,
Lake Ozark, MO (US) 65049

* cited by examiner

Primary Examiner—Jennifer Rivard

(74) *Attorney, Agent, or Firm*—Crossley Patent Law; Mark A. Crossley

(**) Term: **14 Years**

(21) Appl. No.: **29/354,825**

(22) Filed: **Jan. 29, 2010**

(51) **LOC (9) Cl.** **28-03**

(52) **U.S. Cl.** **D28/48**

(58) **Field of Classification Search** D28/44–48;
30/32, 34.05, 34.1–34.2, 41, 44–46, 47–51,
30/57–58, 77–84, 526–539

See application file for complete search history.

(56) **References Cited**

U.S. PATENT DOCUMENTS

6,266,888	B1	7/2001	Zowaski	
D507,379	S *	7/2005	Alphonso D28/48
7,028,407	B2	4/2006	Ehrlich et al.	
7,103,980	B2	9/2006	Leventhal	
D541,986	S *	5/2007	Drivas D28/45
D560,032	S *	1/2008	Lopez D28/48
D611,655	S *	3/2010	Askew D28/48
2003/0177648	A1	9/2003	Zeiter	

(57) **CLAIM**

The ornamental design for a disposable razor extended handle, as shown and described.

DESCRIPTION

FIG. 1 is a right elevation view of a disposable razor extended handle showing my new design, the opposite side being a mirror image of the shown;

FIG. 2 is a front elevation view thereof;

FIG. 3 is a rear elevation view thereof;

FIG. 4 is a top plan view thereof;

FIG. 5 is a bottom plan view thereof; and,

FIG. 6 is an isometric view thereof.

The broken lines in the drawings depict environmental subject matter only and form no part of the claimed design.

1 Claim, 3 Drawing Sheets

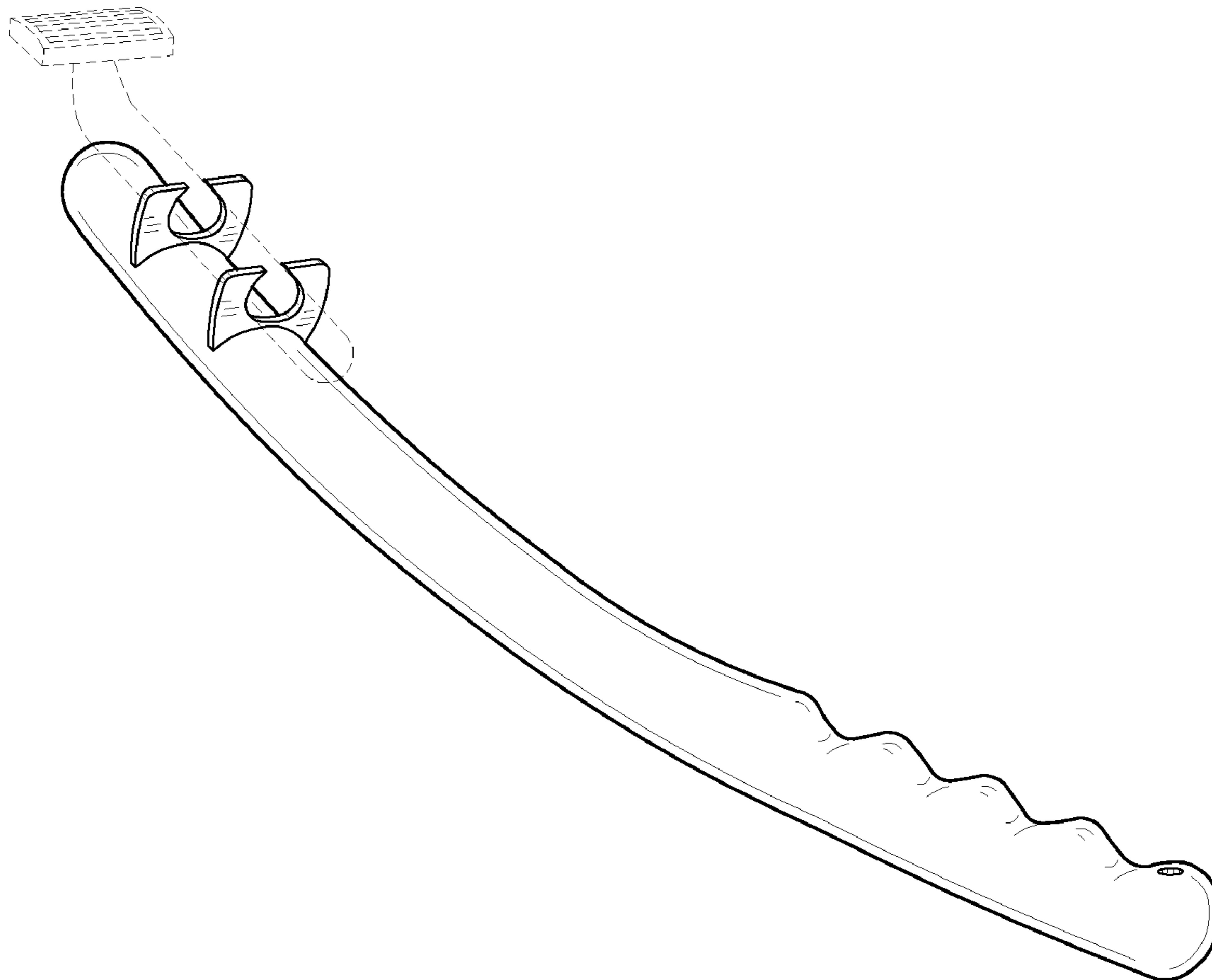




FIG. 1

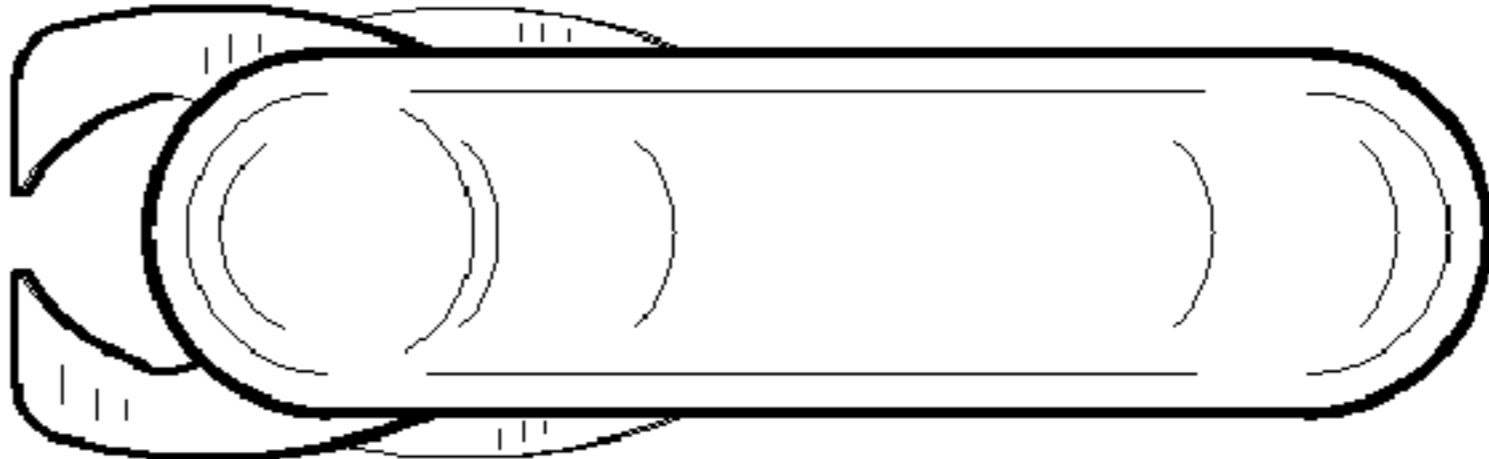


FIG. 2

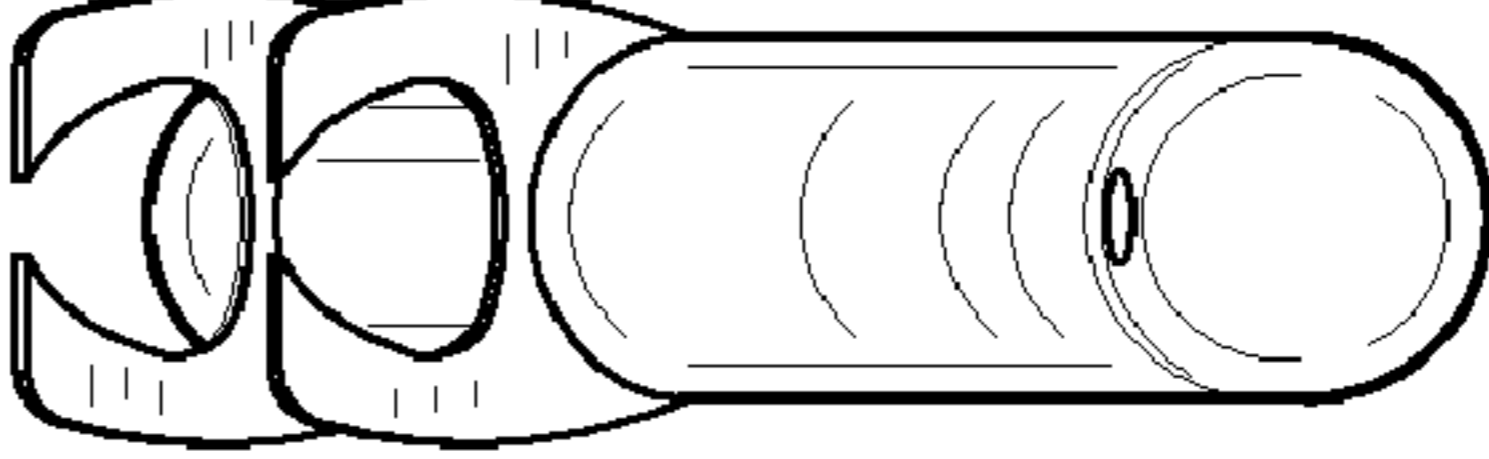


FIG. 3

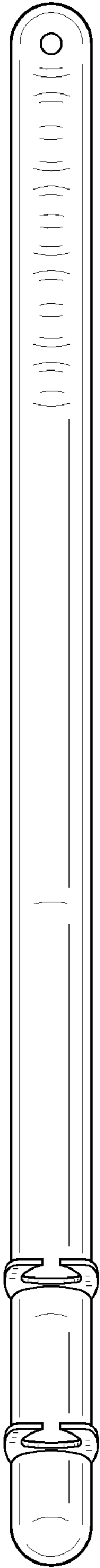


FIG. 4

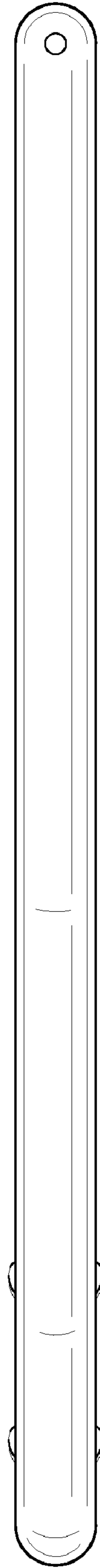


FIG. 5




FIG. 6