



US00D621524S

(12) **United States Design Patent**
Olson et al.

(10) **Patent No.:** **US D621,524 S**

(45) **Date of Patent:** **** Aug. 10, 2010**

(54) **KIOSK**

(75) Inventors: **A. Wayne Olson**, Las Vegas, NV (US);
Remus P. Bleahu, Las Vegas, NV (US)

(73) Assignee: **Unicacite International, Ltd** (BM)

(**) Term: **14 Years**

(21) Appl. No.: **29/330,830**

(22) Filed: **Jan. 14, 2009**

(51) **LOC (9) Cl.** **25-03**

(52) **U.S. Cl.** **D25/16; D14/307; D14/900**

(58) **Field of Classification Search** D14/302–307,
D14/371, 373, 374, 336, 341, 125–127, 129,
D14/900–902; D13/163; D20/10; D21/329,
D21/332, 325, 369, 370; D99/28; D6/329,
D6/369, 397, 466–469, 471, 472, 402; D10/65;
194/206; 361/679.01, 679.02, 679.04, 679.21,
361/679.57, 724; D25/1, 3, 16, 31

See application file for complete search history.

(56) **References Cited**

U.S. PATENT DOCUMENTS

D264,012 S *	4/1982	Hauser et al.	D99/28
D269,822 S *	7/1983	Barthel	D99/28
D278,176 S *	3/1985	Root	D99/28
D280,835 S *	10/1985	Berge et al.	D21/325
4,558,650 A *	12/1985	Berman	109/24.1
D322,966 S *	1/1992	Kasano et al.	D14/900
D327,766 S *	7/1992	Swaine et al.	D99/28
D346,514 S *	5/1994	Barish	D6/481
D369,030 S *	4/1996	Lechleiter et al.	D6/396
D371,206 S *	6/1996	Priestley et al.	D25/16
D373,641 S *	9/1996	Lee	D25/16

5,652,421 A *	7/1997	Veeneman et al.	235/381
5,702,166 A *	12/1997	Lee	312/107
D410,129 S *	5/1999	Molander et al.	D99/28
D419,277 S *	1/2000	Ishii et al.	D99/28
D434,157 S *	11/2000	Rupp	D25/31
D435,597 S *	12/2000	Febish et al.	D20/10
D447,311 S *	8/2001	Swaine	D25/16
D449,076 S *	10/2001	Dumouchel	D20/10
D456,587 S *	4/2002	Kit et al.	D99/28
D461,505 S *	8/2002	Bain et al.	D20/10
D461,907 S *	8/2002	Bain et al.	D14/307
D462,776 S *	9/2002	Bain et al.	D14/307
D505,765 S *	5/2005	Swaine et al.	D99/28
D584,875 S *	1/2009	Bleck	D99/28
D596,374 S *	7/2009	Kang et al.	D99/28

* cited by examiner

Primary Examiner—Stella M Reid

Assistant Examiner—Deanna Fluegeman

(74) *Attorney, Agent, or Firm*—Stetina Brunda Garred & Brucker

(57) **CLAIM**

The ornamental design for a kiosk, as shown and described above.

DESCRIPTION

FIG. 1 is a front prospective view of the kiosk of the present invention;

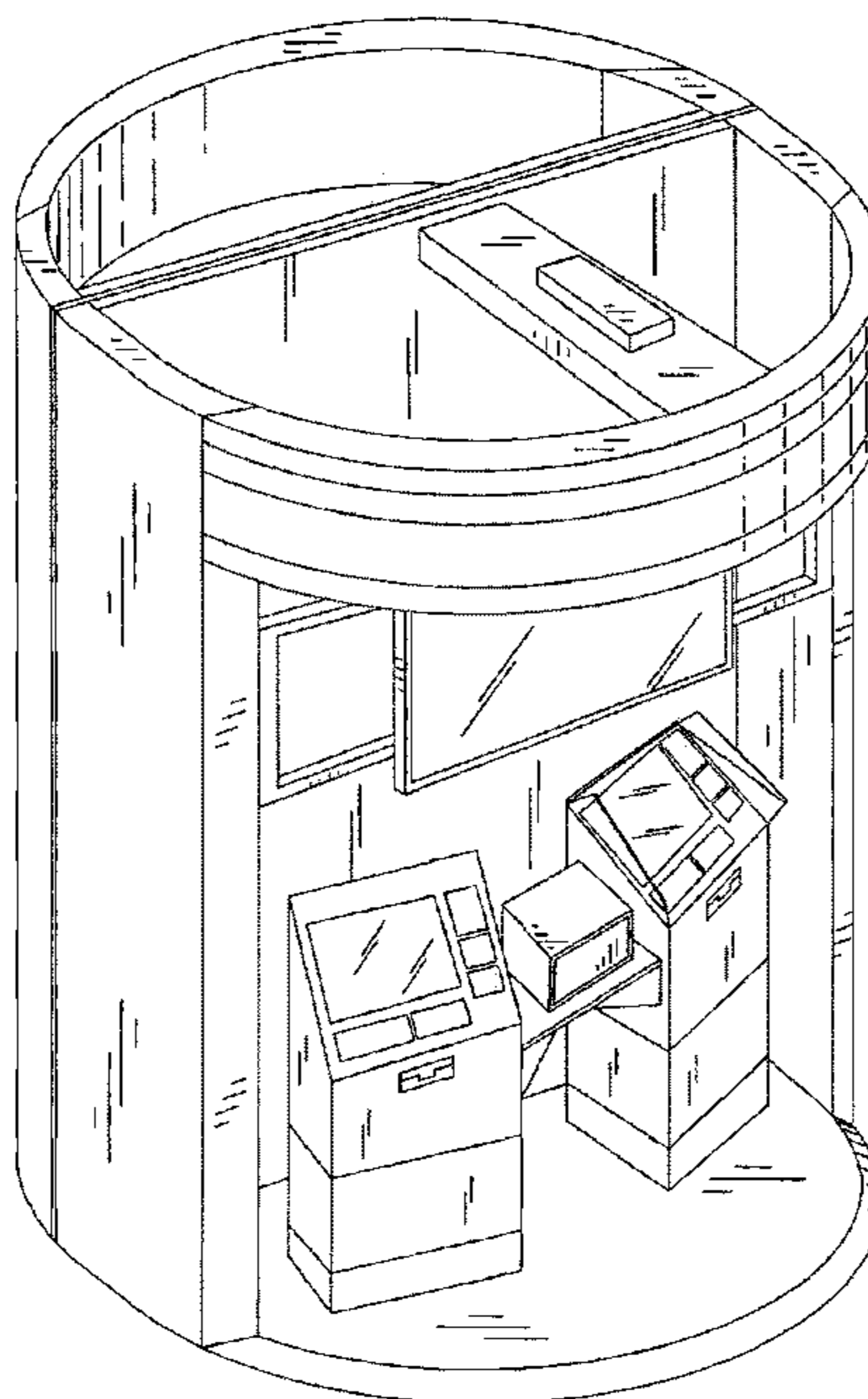
FIG. 2 is a top plan view thereof;

FIG. 3 is a left side view thereof, the right side view being a mirror image of the left side view;

FIG. 4 is a rear elevational view thereof; and,

FIG. 5 is a bottom plan view thereof.

1 Claim, 3 Drawing Sheets



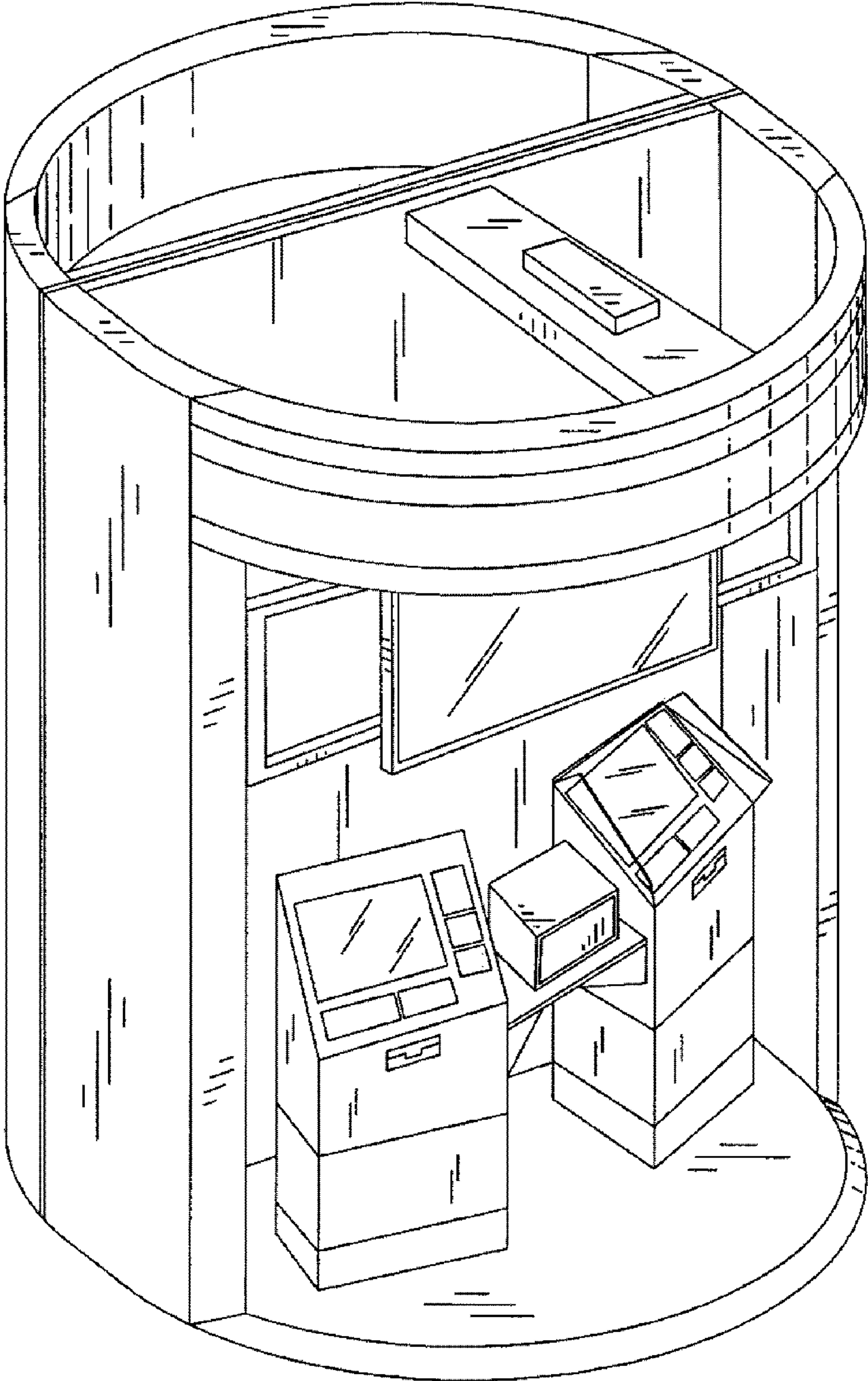


Fig. 1

Fig. 2

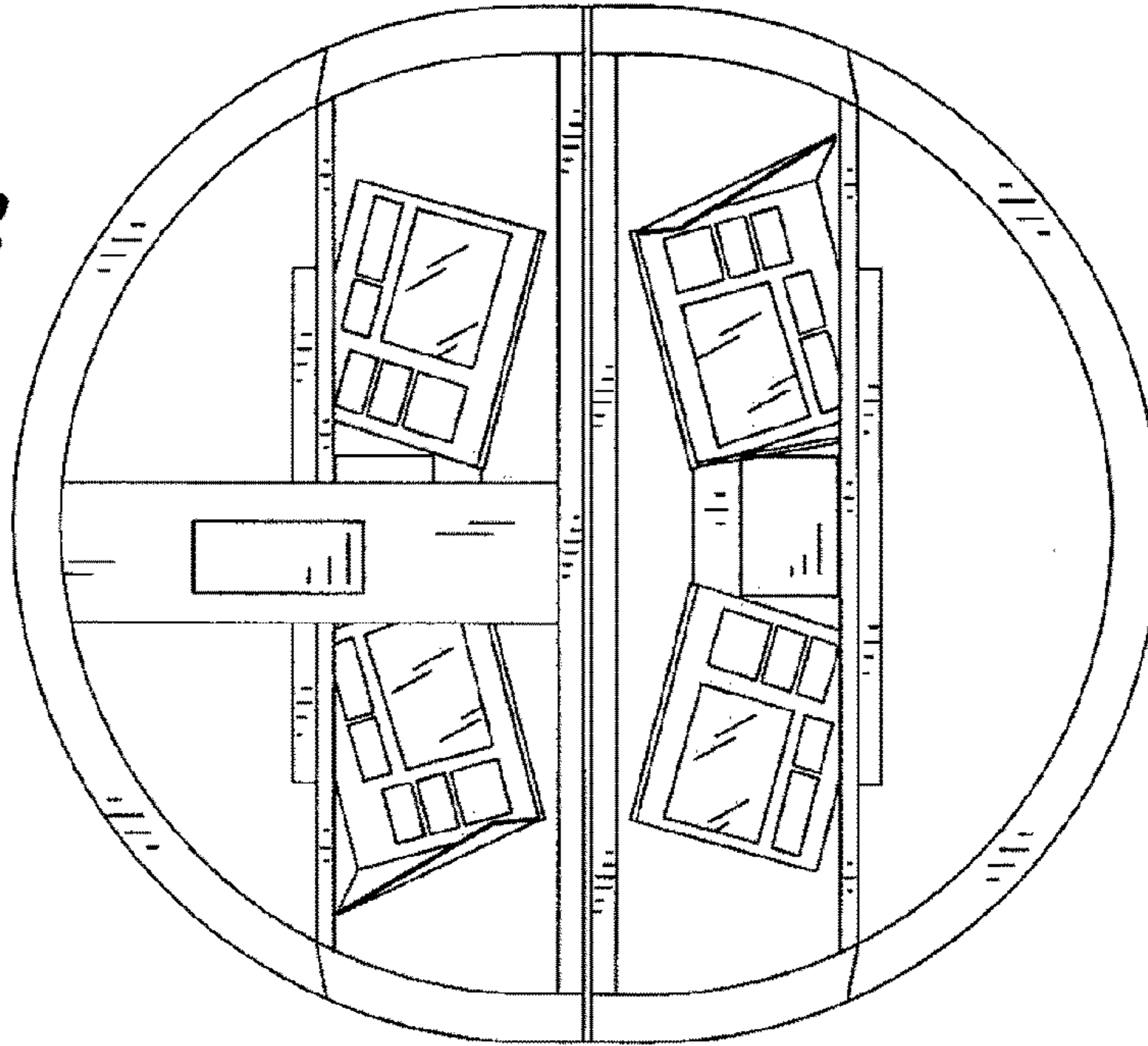


Fig. 3

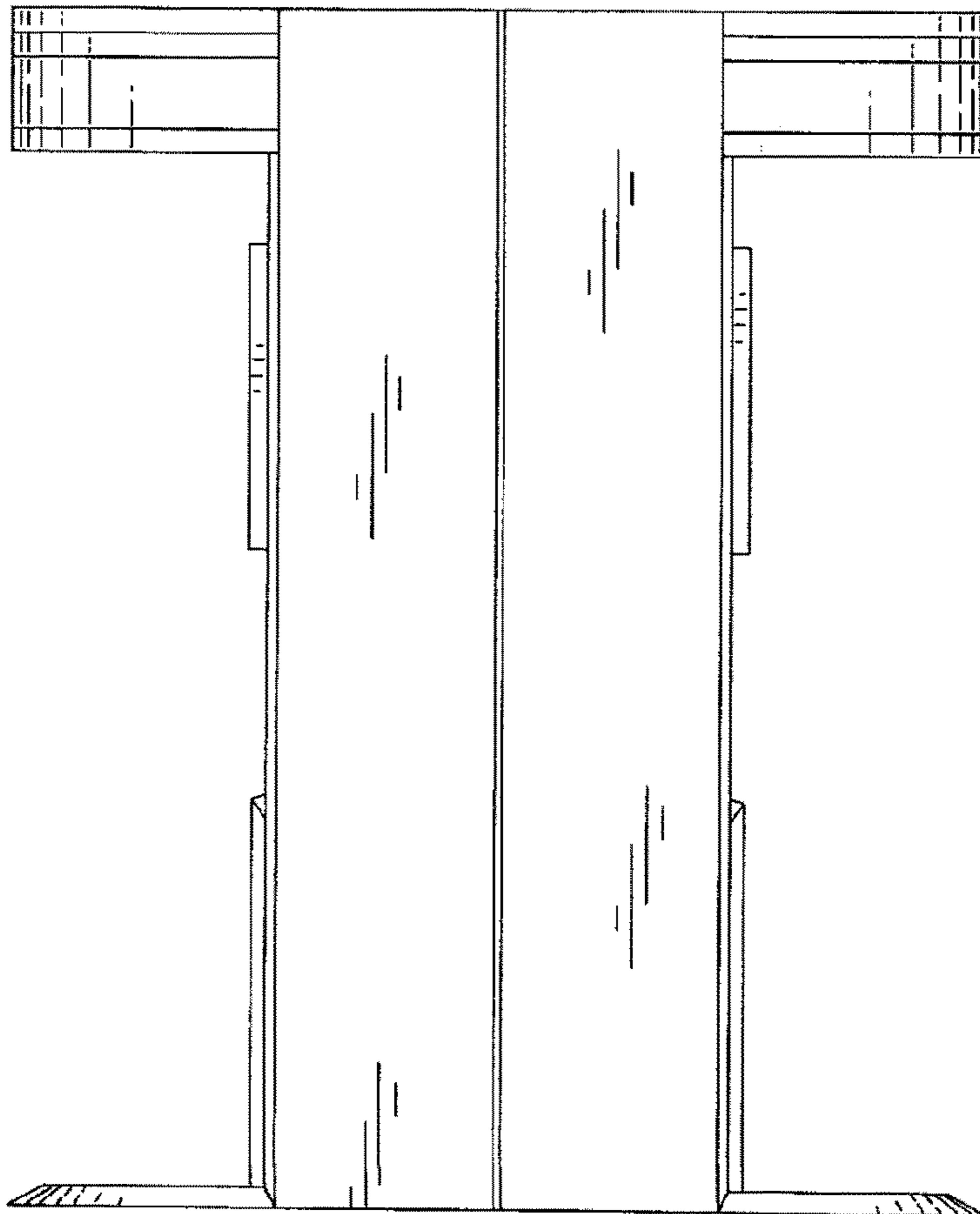


Fig. 4

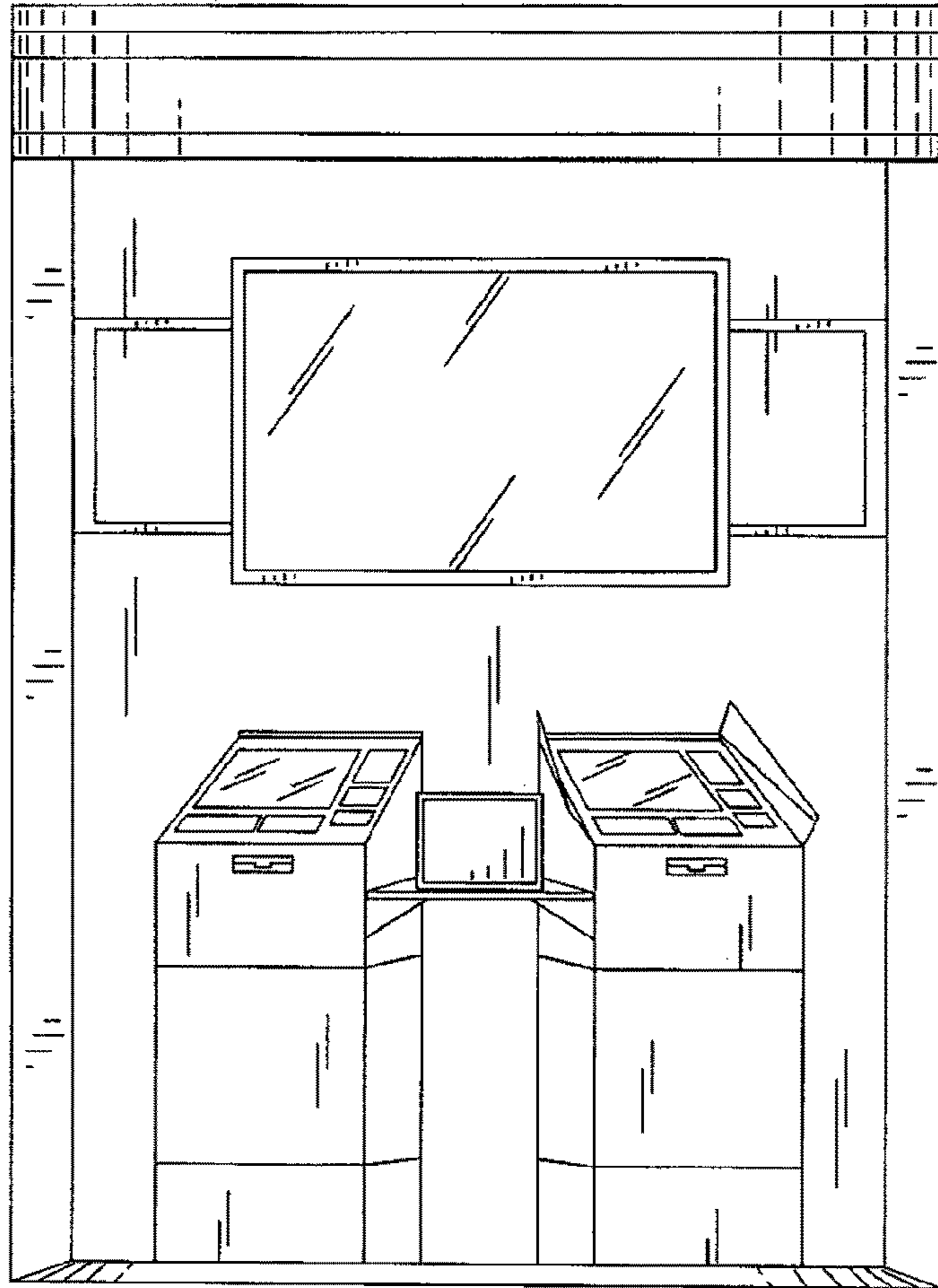


Fig. 5

