



US00D621468S

(12) **United States Design Patent**
Nilsson

(10) **Patent No.:** **US D621,468 S**

(45) **Date of Patent:** **** Aug. 10, 2010**

(54) **PROJECTILE**

(75) Inventor: **Åke Nilsson**, Arvika (SE)

(73) Assignee: **Norma Precision AB**, Amotfors (SE)

(**) Term: **14 Years**

(21) Appl. No.: **29/327,452**

(22) Filed: **Nov. 6, 2008**

(30) **Foreign Application Priority Data**

Jun. 11, 2008 (EM) 000949177

(51) **LOC (9) Cl.** **22-03**

(52) **U.S. Cl.** **D22/116**

(58) **Field of Classification Search** D22/115,
D22/116; 463/2; 102/501-510, 520; 86/19.5,
86/51-54

See application file for complete search history.

(56) **References Cited**

U.S. PATENT DOCUMENTS

1,234,653 A * 7/1917 Gaynor 86/54
D389,221 S * 1/1998 Borg D22/116
6,237,497 B1 * 5/2001 Altenau et al. 102/524
D452,894 S * 1/2002 Benini D22/116
D456,480 S * 4/2002 Quinsa et al. D22/116
D518,727 S * 4/2006 Haley et al. D9/504

7,478,595 B1 * 1/2009 Herr et al. 102/235
2007/0163459 A1 * 7/2007 MacDougall 102/514

FOREIGN PATENT DOCUMENTS

DE 3840165 A1 * 7/1990

* cited by examiner

Primary Examiner—T. Chase Nelson

Assistant Examiner—Michael A Pratt

(74) *Attorney, Agent, or Firm*—Dickstein Shapiro LLP

(57) **CLAIM**

The ornamental design for a projectile, as shown and described.

DESCRIPTION

FIG. 1 is a perspective view of the projectile of the present invention;

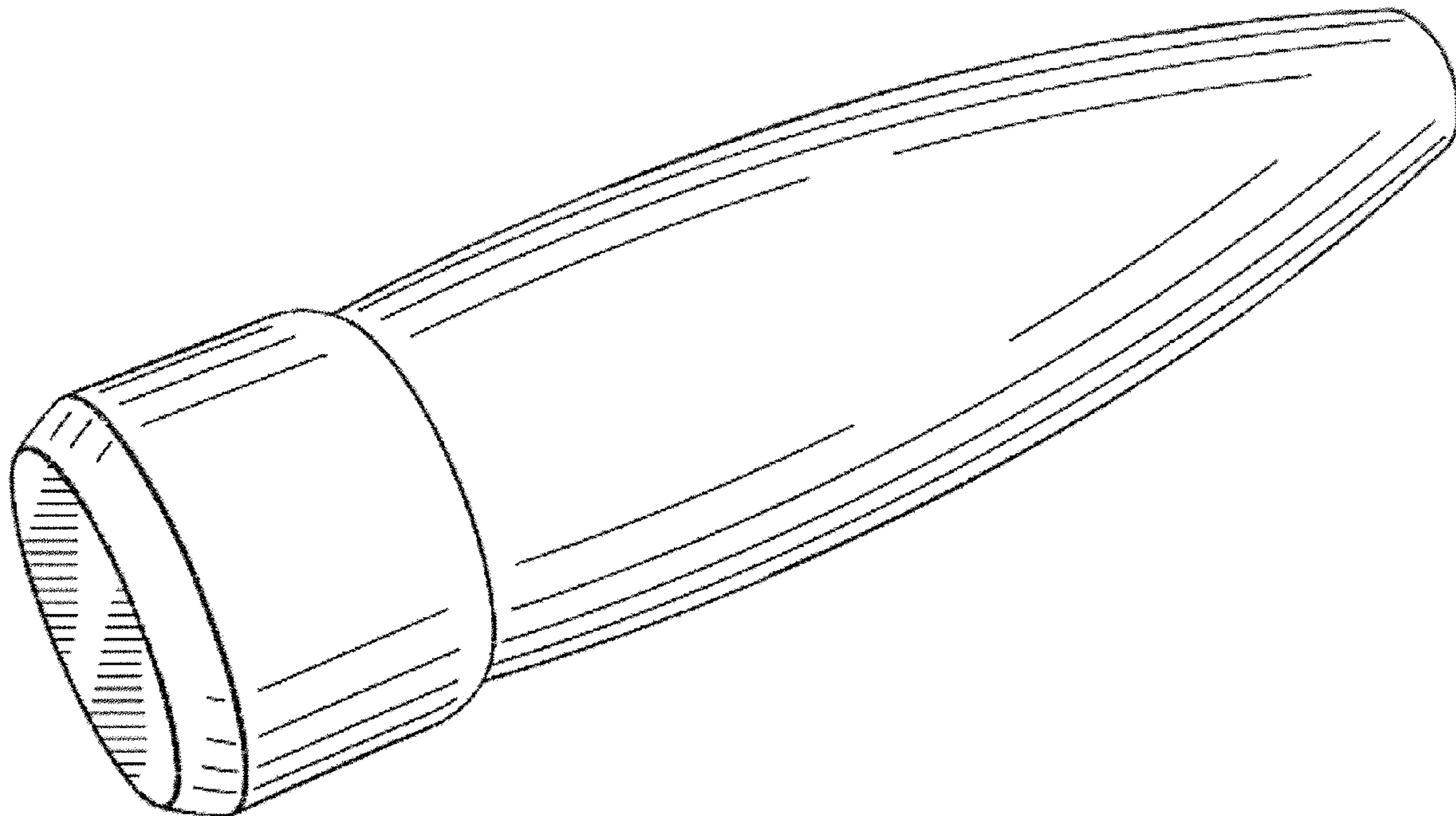
FIG. 2 is a side view of the projectile of the present invention;

FIG. 3 is a top view of the projectile of the present invention; and,

FIG. 4 is a bottom view of the projectile of the present invention.

The broken lines shown in FIG. 3 are for the purpose of illustrating the environment and form no part of the claimed design.

1 Claim, 4 Drawing Sheets



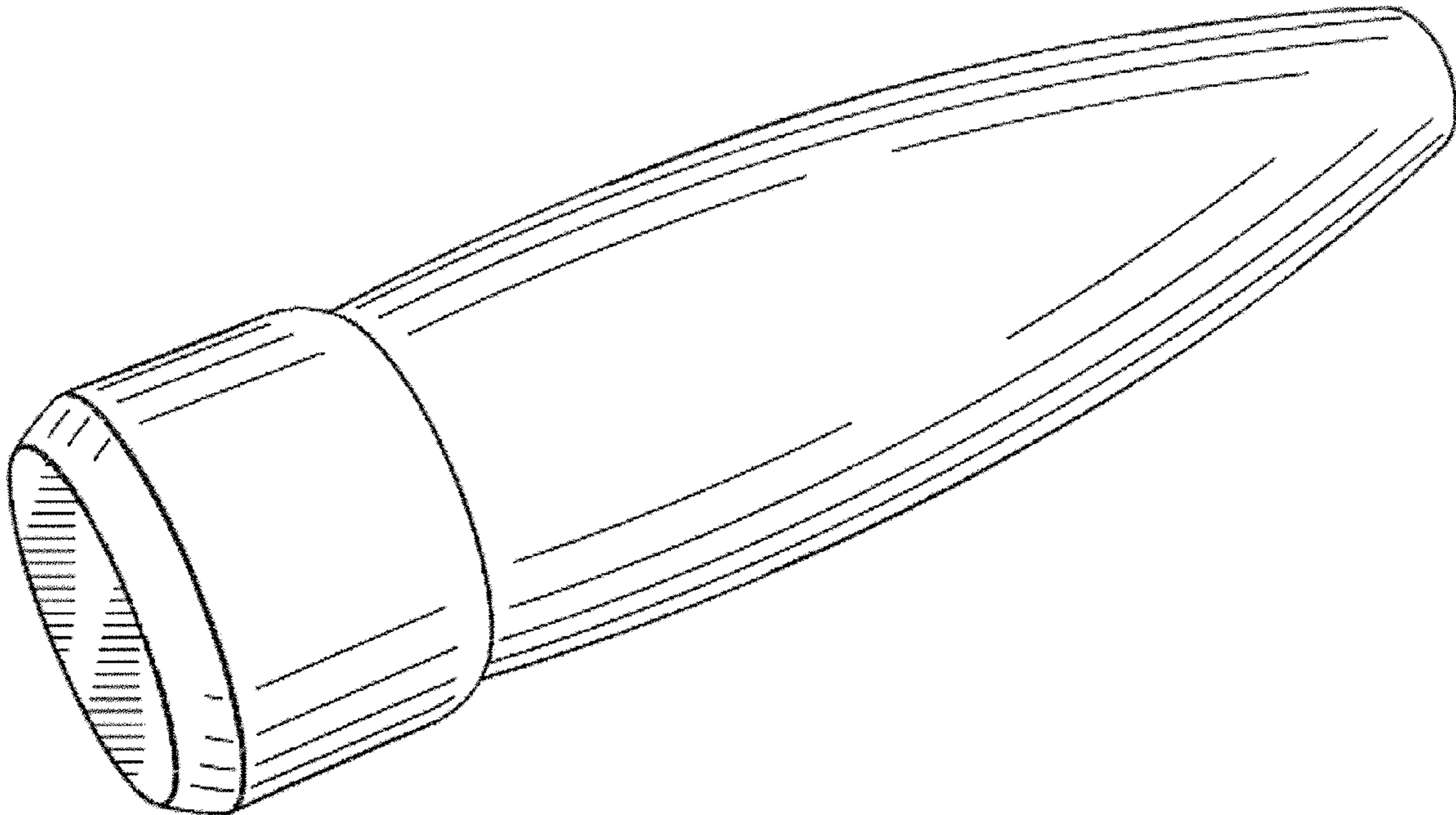


FIG. 1




FIG. 2

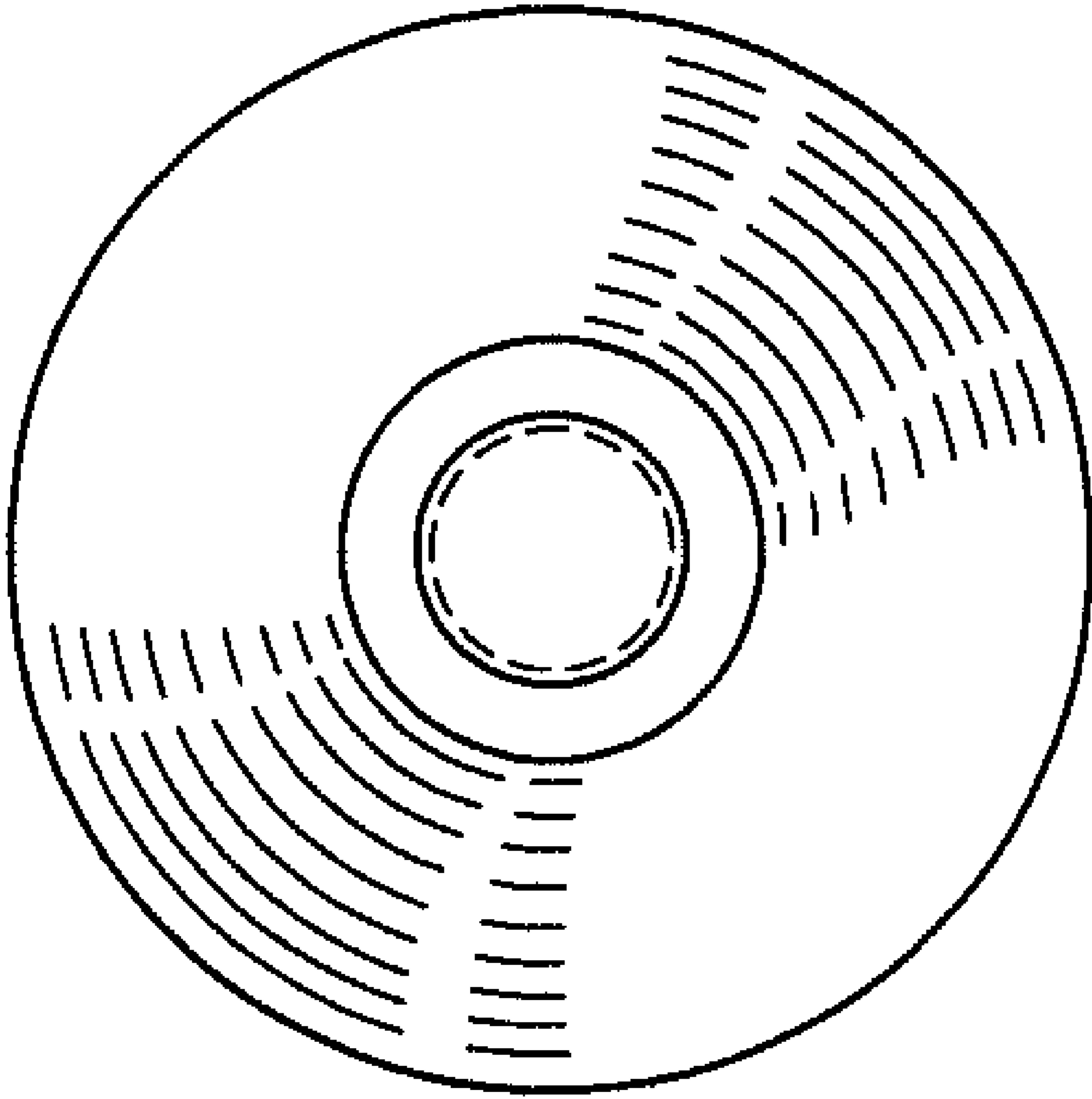


FIG. 3

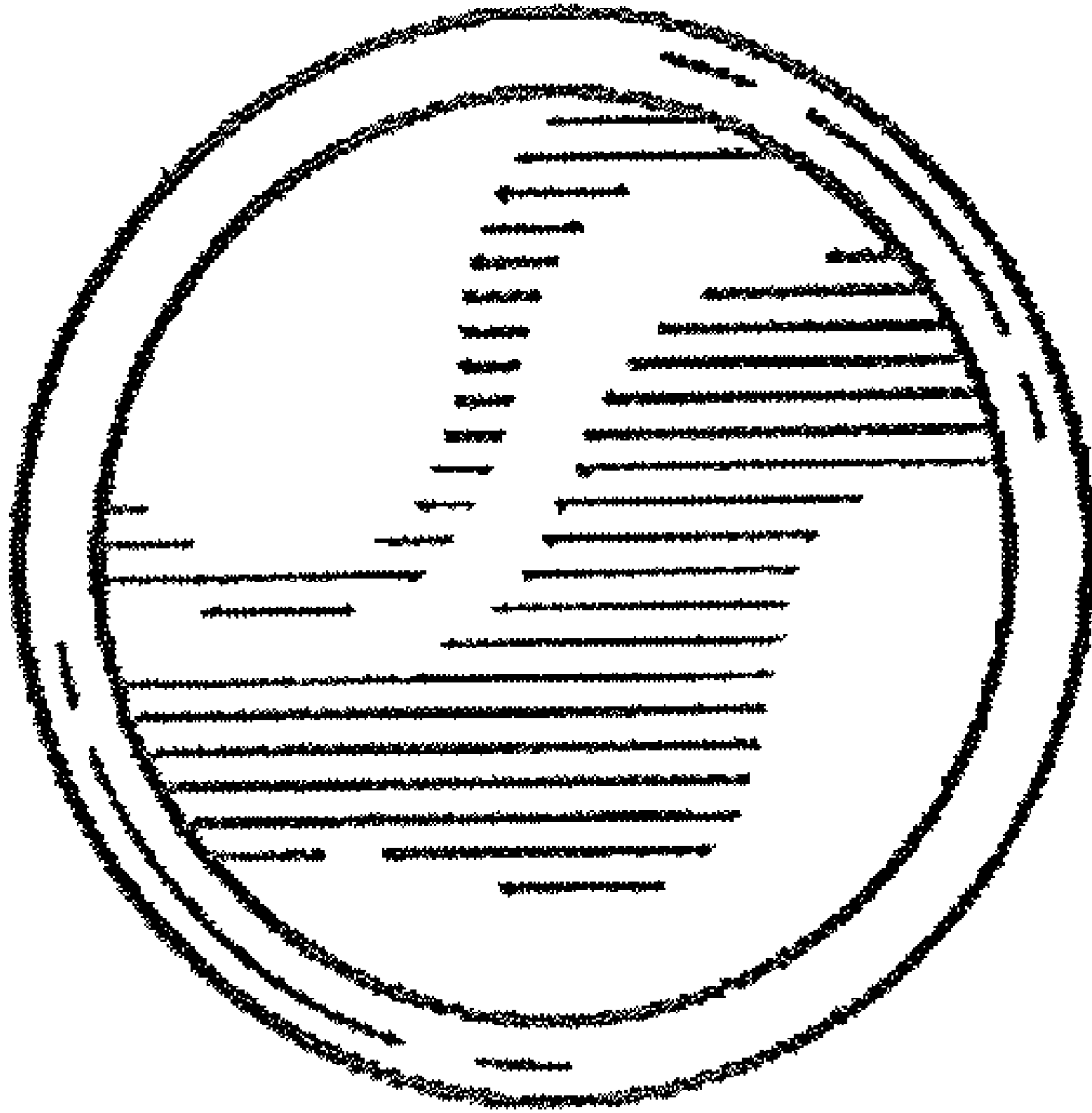


FIG. 4