



US00D621463S

(12) **United States Design Patent**  
**Cokewell**

(10) **Patent No.:** **US D621,463 S**

(45) **Date of Patent:** **\*\* Aug. 10, 2010**

(54) **INCREASED LENGTH AND DIAMETER SHAPED GOLF CLUB GRIP**

(76) Inventor: **Mark R. Cokewell**, 19951 Tamiami Ave., Tampa, FL (US) 33647

(\*\*) Term: **14 Years**

(21) Appl. No.: **29/341,905**

(22) Filed: **Aug. 14, 2009**

(51) **LOC (9) Cl.** ..... **21-02**

(52) **U.S. Cl.** ..... **D21/756**

(58) **Field of Classification Search** ..... D21/753,  
D21/756; 473/300-303  
See application file for complete search history.

(56) **References Cited**

**U.S. PATENT DOCUMENTS**

|            |   |         |         |       |         |
|------------|---|---------|---------|-------|---------|
| D321,546 S | * | 11/1991 | DeLuca  | ..... | D21/756 |
| D355,444 S | * | 2/1995  | DeLuca  | ..... | D21/756 |
| D366,920 S | * | 2/1996  | DeLuca  | ..... | D21/756 |
| D516,653 S | * | 3/2006  | Gazeley | ..... | D21/756 |
| D531,243 S | * | 10/2006 | Davis   | ..... | D21/756 |

\* cited by examiner

*Primary Examiner*—Mitchell Siegel  
(74) *Attorney, Agent, or Firm*—Larson & Larson, P.A.; Frank Liebenow

(57) **CLAIM**

I claim the ornamental design for a increased length and diameter shaped golf club grip, as shown and described.

**DESCRIPTION**

FIG. 1 is a front elevation view of the increased length and diameter shaped golf club grip showing my novel design;

FIG. 2 is a rear plan view thereof;

FIG. 3 is a left side elevation view thereof;

FIG. 4 is a right side elevation view thereof;

FIG. 5 is a top elevation view thereof;

FIG. 6 is a bottom elevation view thereof; and,

FIG. 7 is a perspective view thereof.

The broken lines showing in FIG. 7 is for illustrative purposes only and forms no part of the claimed design.

**1 Claim, 4 Drawing Sheets**

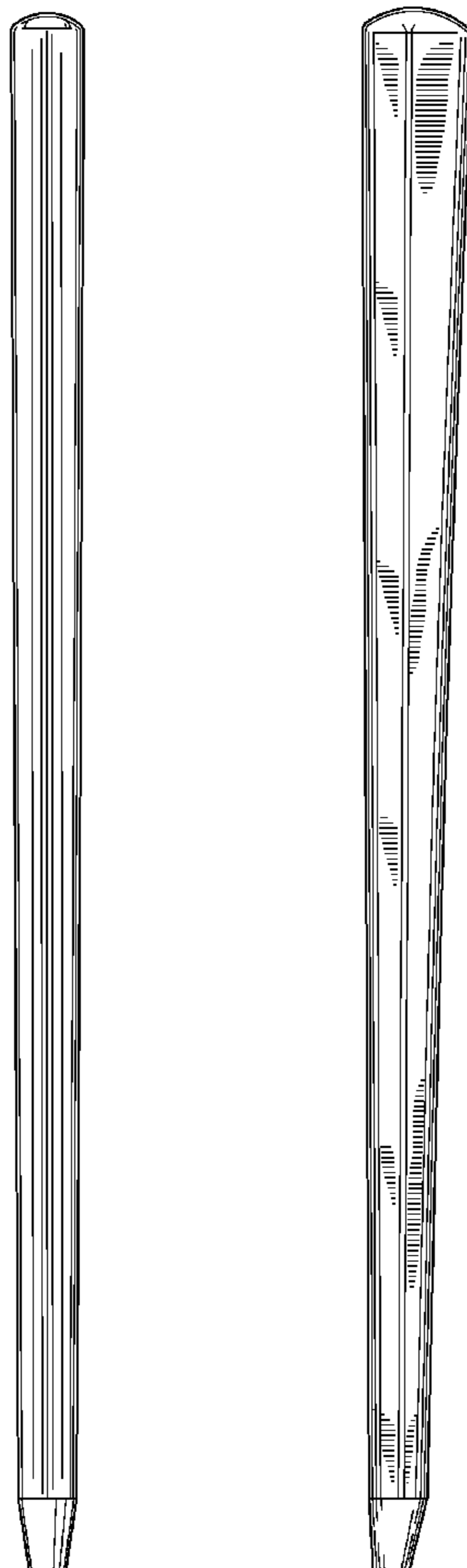


FIG. 1




FIG. 2



FIG. 3

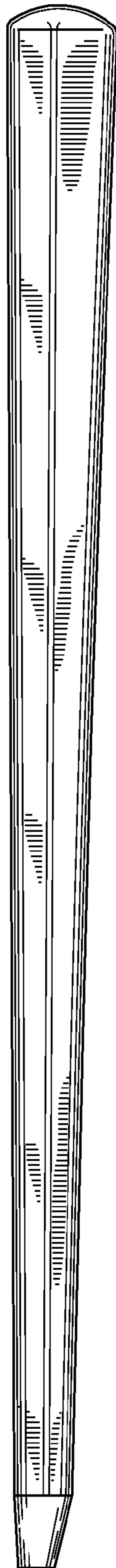


FIG. 4

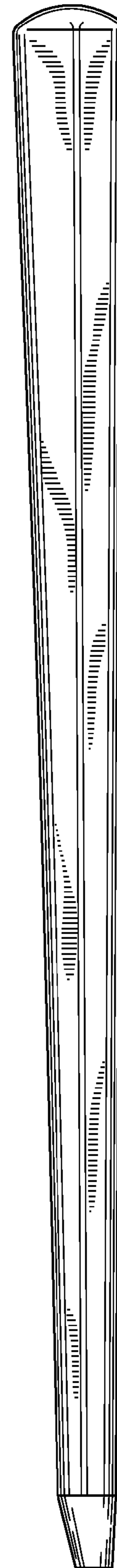


FIG. 5

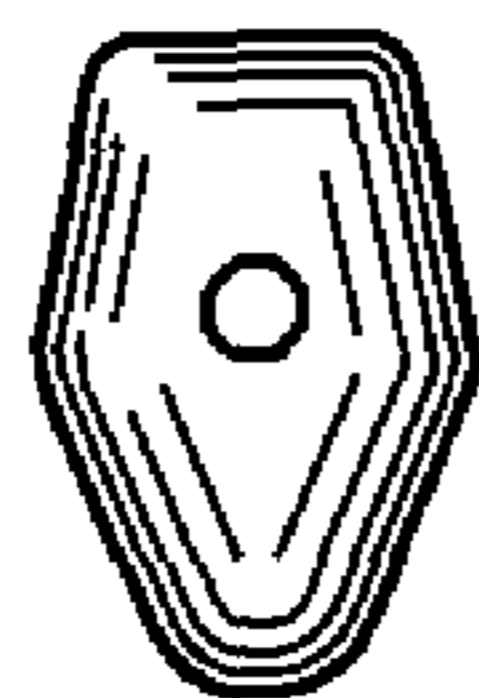


FIG. 6



FIG. 7

