



US00D621455S

(12) **United States Design Patent**
Chernick et al.

(10) **Patent No.:** **US D621,455 S**

(45) **Date of Patent:** **** Aug. 10, 2010**

(54) **TRANSPARENT WATER FILLED BALL WITH
FOUR ISOLATED INTERNAL
COMPARTMENTS**

(76) Inventors: **Mark J. Chernick**, 19180 144th Ave.,
NE., Woodinville, WA (US) 98072;
Webb T. Nelson, 19180 144th Ave., NE.,
Woodinville, WA (US) 98072

(**) Term: **14 Years**

(21) Appl. No.: **29/345,628**

(22) Filed: **Oct. 20, 2009**

(51) **LOC (9) Cl.** **21-02**

(52) **U.S. Cl.** **D21/713; D21/398**

(58) **Field of Classification Search** D21/311,
D21/398, 406, 707, 713, 714, 498; D3/207,
D3/208; D9/649, 756, 757, 504, 520; D10/10,
D10/68; D11/79, 81, 117, 121, 125, 131,
D11/141, 145, 157; D19/61, 96, 97; D30/101–105,
D30/160; D28/4, 8.1; 473/569–614; 446/166,
446/153–159, 176, 219, 220–226, 233, 267,
446/458, 491; 434/186, 211, 213, 131–148;
40/326, 327, 439, 440, 606.12, 734, 738,
40/740; 428/11, 13

See application file for complete search history.

(56) **References Cited**

U.S. PATENT DOCUMENTS

- 462,990 A * 11/1891 Oppenheimer 424/451
- 1,356,544 A * 10/1920 Miller 424/451
- D137,676 S * 4/1944 Eisler D19/61
- 2,499,483 A * 3/1950 Foy 446/219
- 2,942,379 A * 6/1960 Oman et al. 446/149

- 3,164,923 A * 1/1965 Knott 446/243
- 4,451,038 A * 5/1984 Nagy 273/110
- 5,018,450 A * 5/1991 Smith 102/513
- 5,749,799 A * 5/1998 Jasperson 473/594
- 5,811,159 A * 9/1998 Chang 428/11
- 6,165,041 A * 12/2000 Lin 446/267
- 6,438,878 B1 * 8/2002 Fine et al. 40/409
- 6,533,637 B1 * 3/2003 Liao 446/267
- D494,716 S * 8/2004 Chang D30/160

FOREIGN PATENT DOCUMENTS

- DE 29707183 U1 * 9/1997
- GB 2256371 A * 12/1992
- JP 04019692 A * 1/1992
- SU 584204 A * 12/1977

* cited by examiner

Primary Examiner—Catherine Tuttle

(74) *Attorney, Agent, or Firm*—LaMark & Associates

(57) **CLAIM**

The ornamental design for a transparent water filled ball with four isolated internal compartments, as shown and described.

DESCRIPTION

FIG. 1 is a perspective view of a transparent water filled ball with four isolated internal compartments;

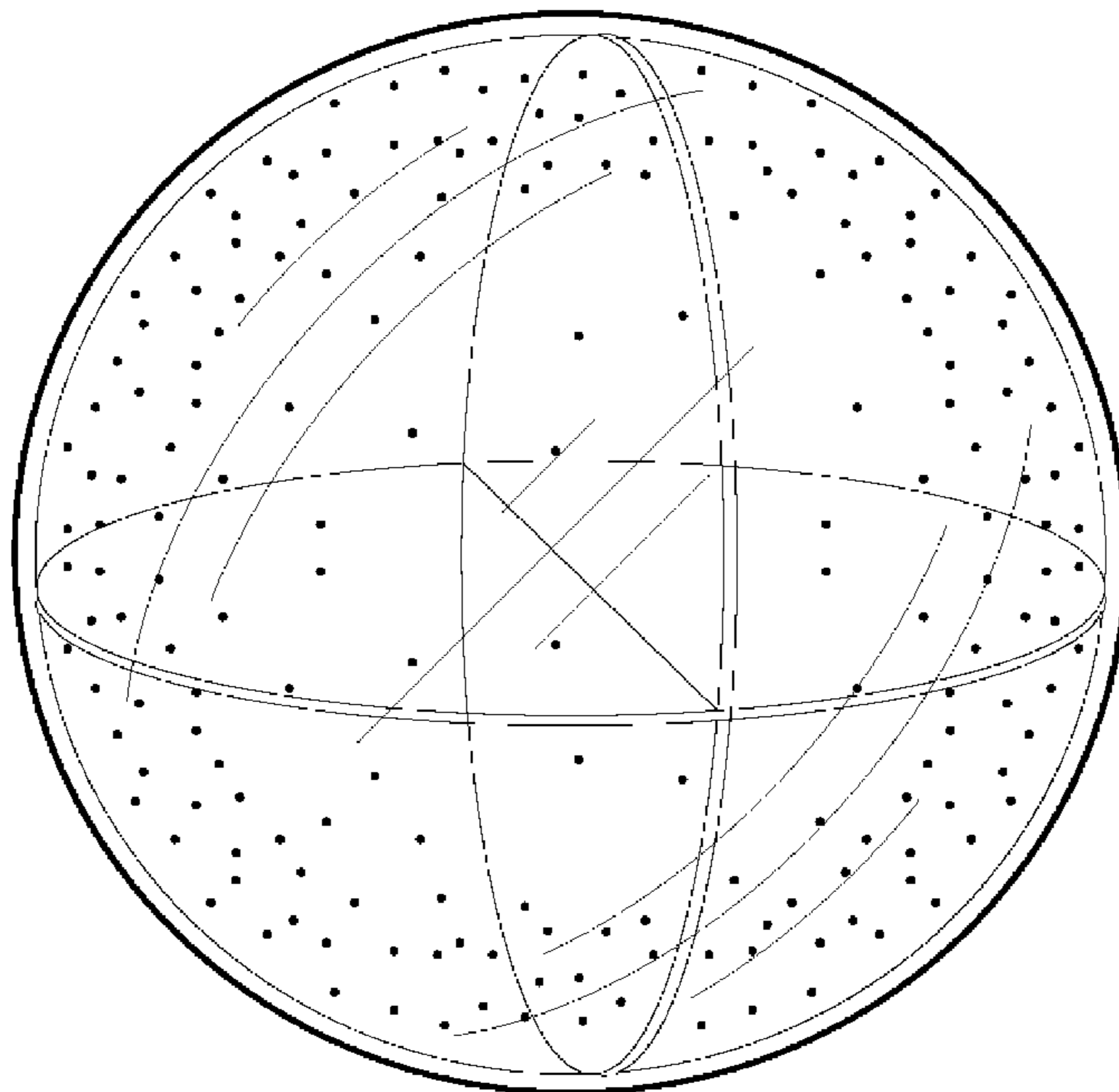
FIG. 2 is a front view thereof, the rear view being the same;

FIG. 3 is a top view thereof, the bottom side view being the same;

FIG. 4 is a right side view thereof, the left side view being the same; and,

FIG. 5 is a cross-sectional viewed along line 5—5 of FIG. 4.

1 Claim, 5 Drawing Sheets



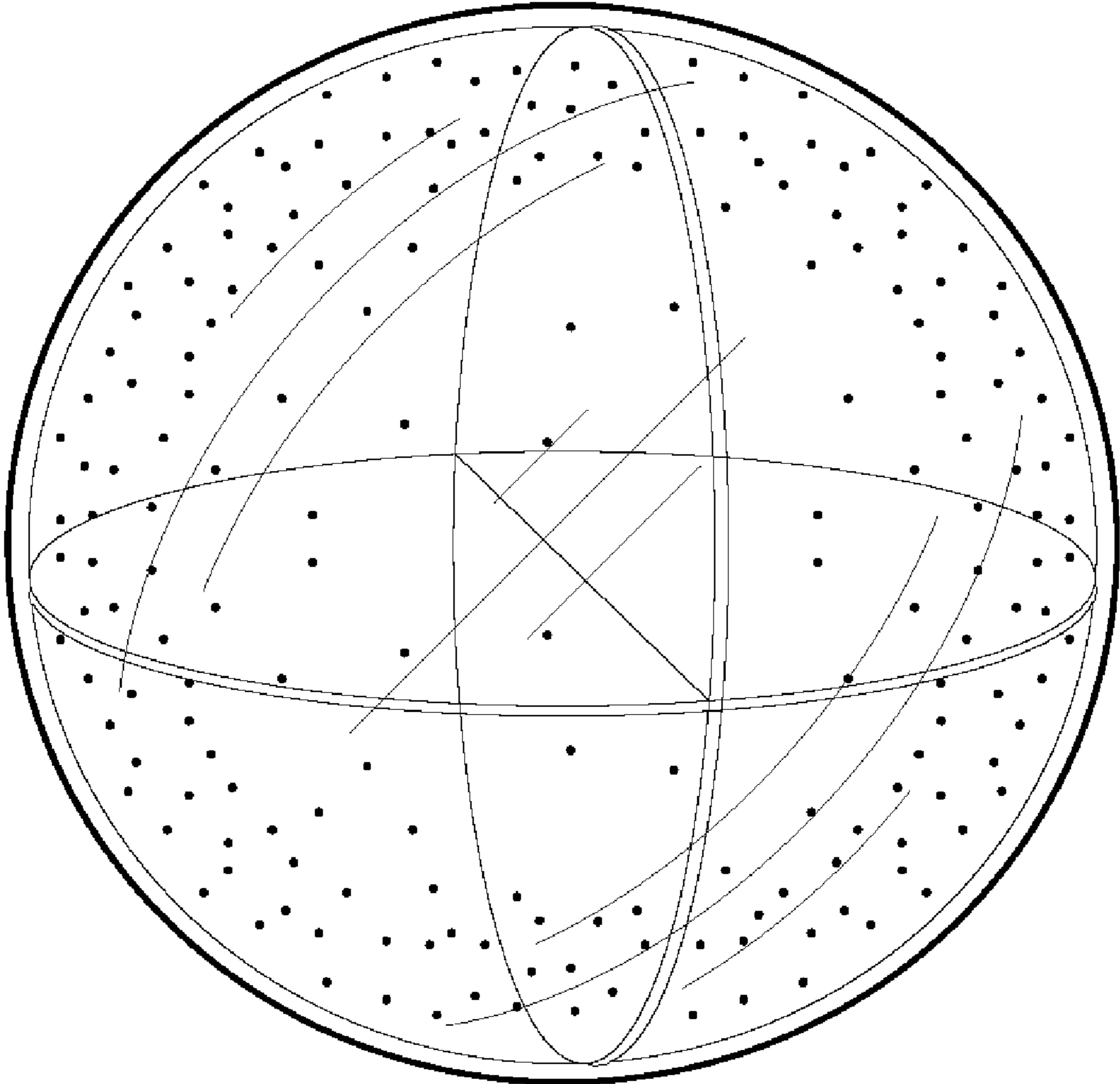


FIG. 1

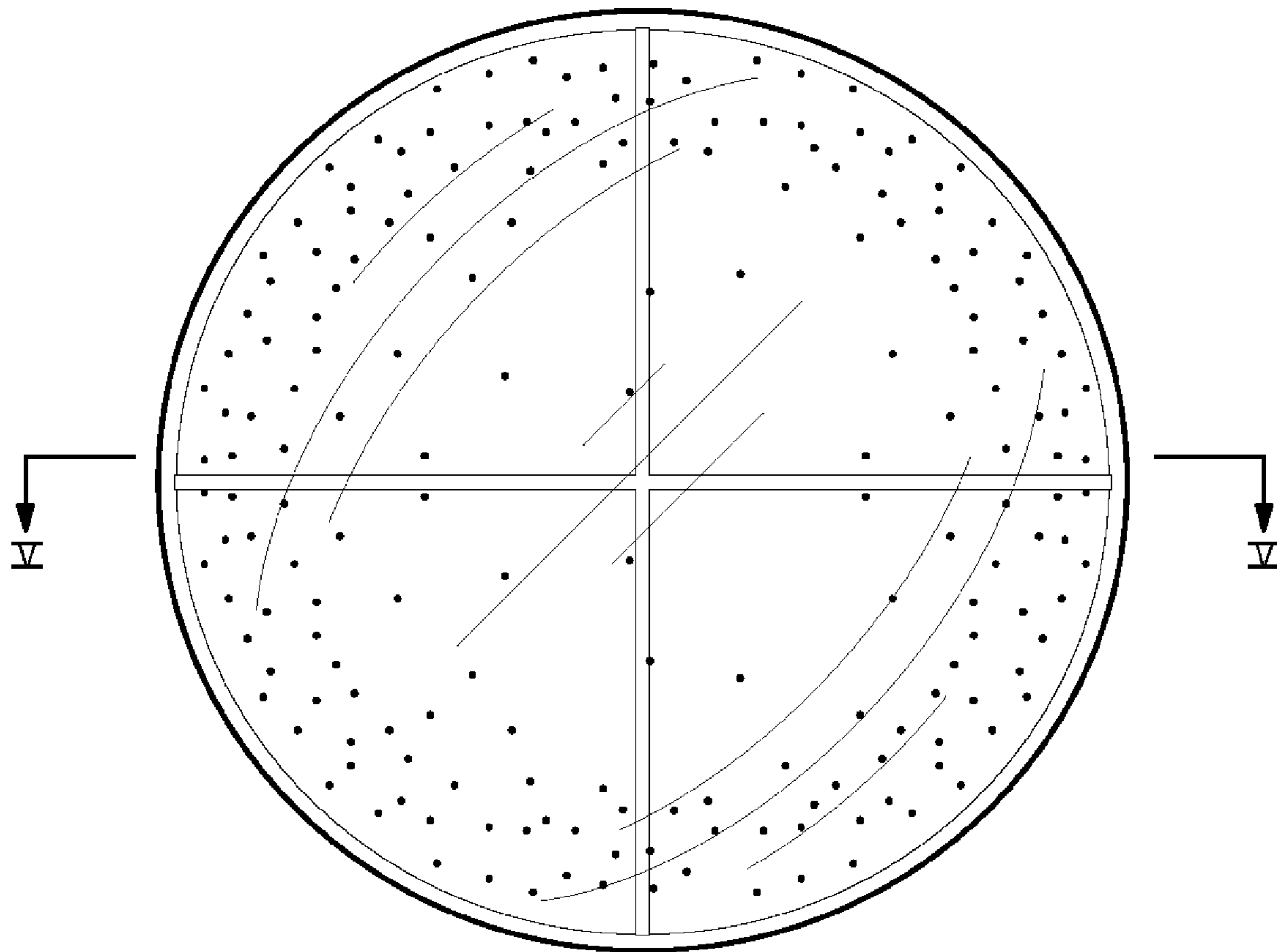


FIG. 2

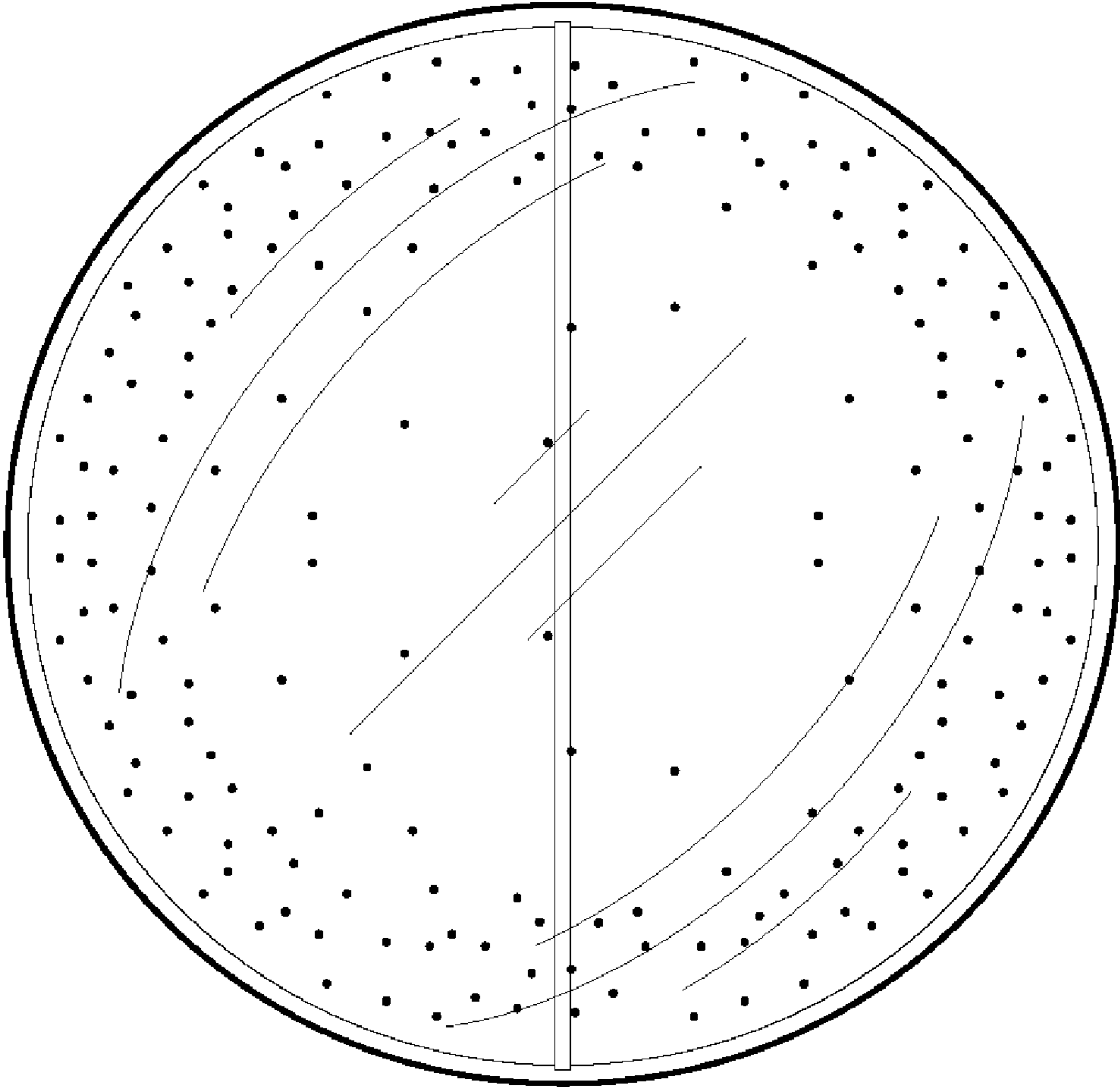


FIG. 3

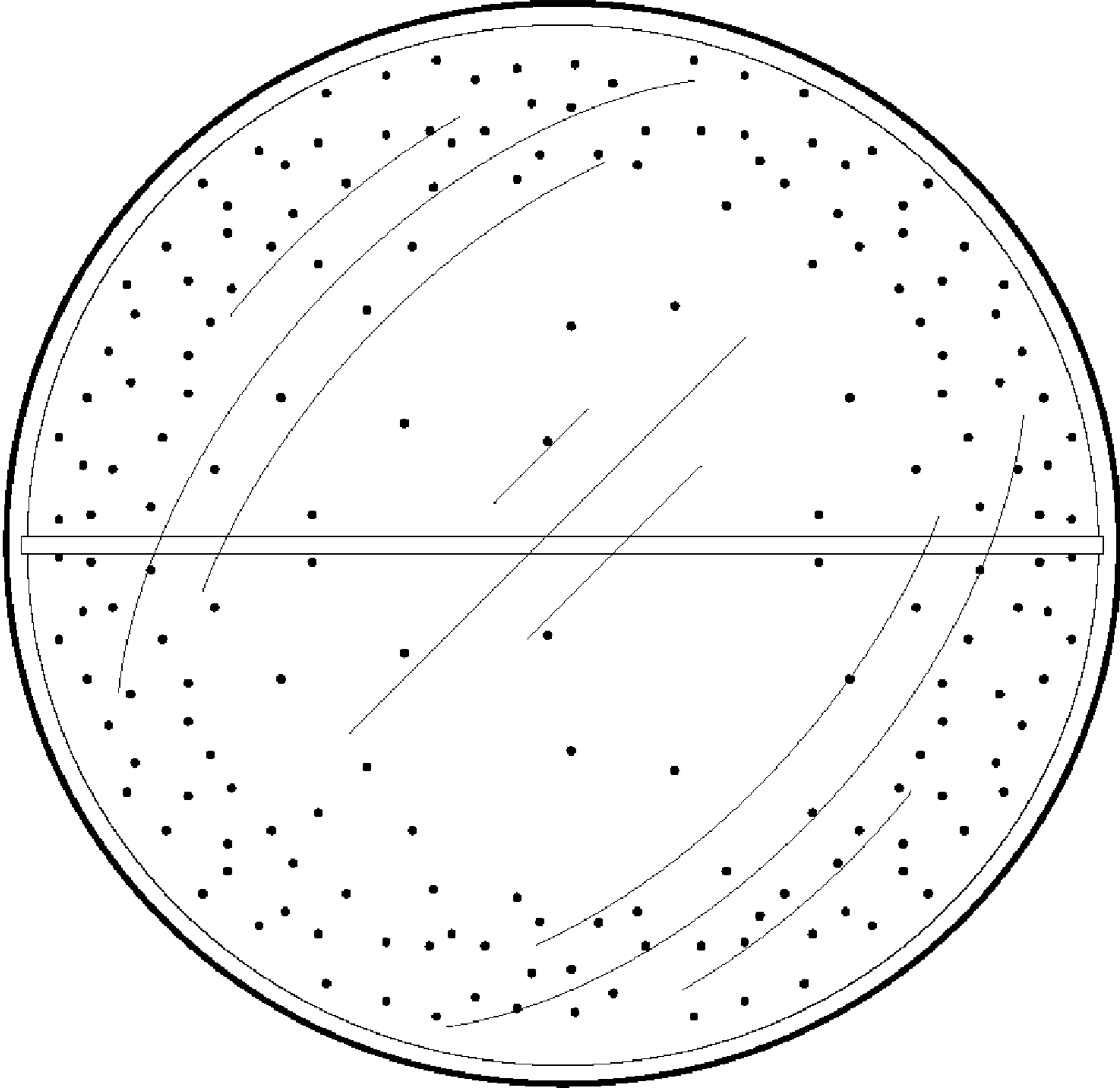


FIG. 4

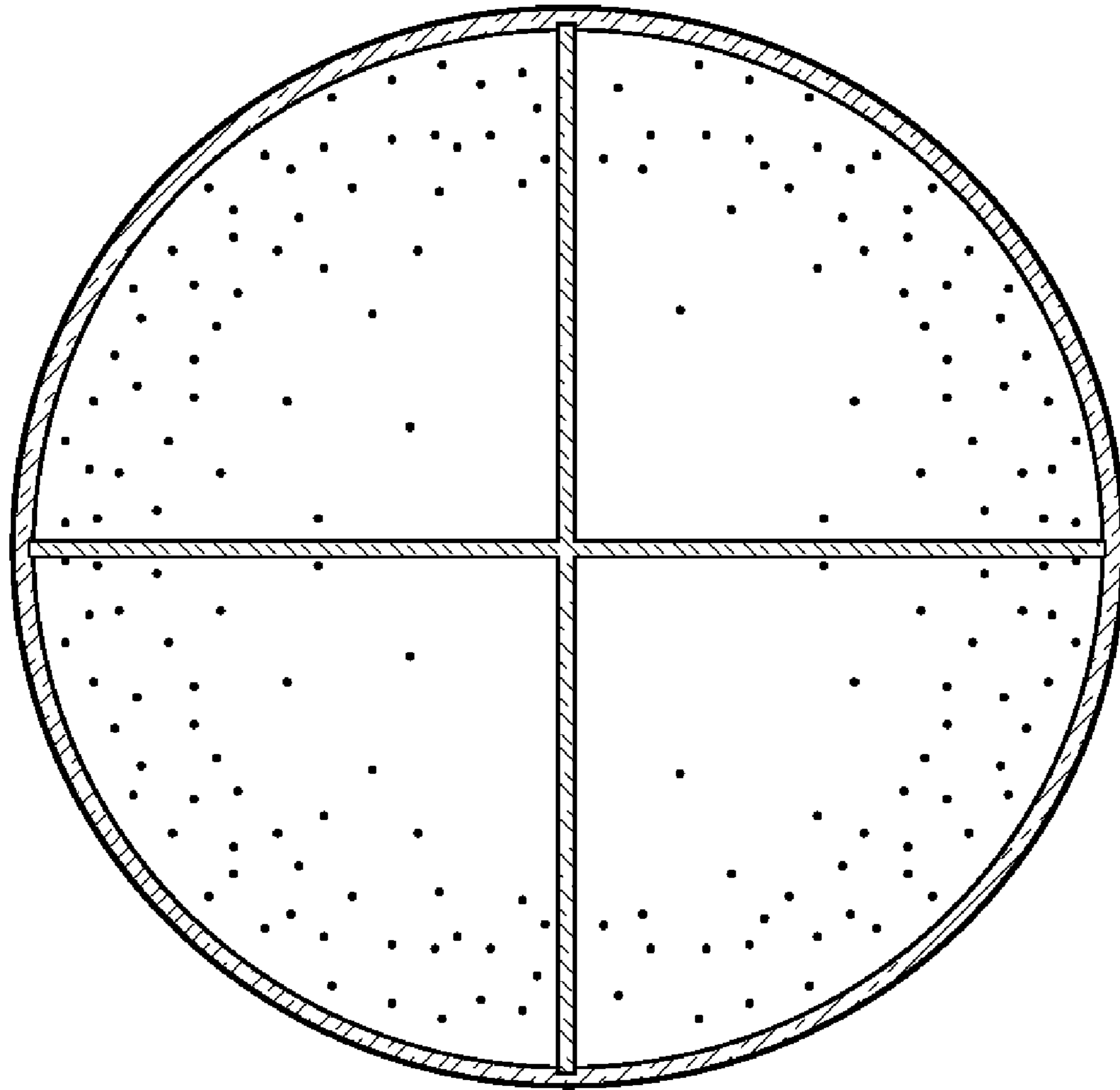


FIG. 5