



US00D621454S

(12) **United States Design Patent**
Ohara et al.

(10) **Patent No.:** **US D621,454 S**
(45) **Date of Patent:** **** Aug. 10, 2010**

(54) **SHEET FOR EXERCISE**

(76) Inventors: **Nariko Ohara**, 538-18,
Ayameikeminami 7-chome, Nara-shi,
Nara (JP) 631-0033; **Kuniaki**
Takamatsu, 34-22, Oaza, Shinchaya,
Miewa-cho, Taki-gun, Mie (JP) 515-0314

(**) Term: **14 Years**

(21) Appl. No.: **29/301,720**

(22) Filed: **Mar. 12, 2008**

(51) **LOC (9) Cl.** **21-02**

(52) **U.S. Cl.** **D21/662; D6/599**

(58) **Field of Classification Search** D21/662,
D21/686, 797, 792, 798; D6/582, 583, 591,
D6/596-597, 599, 601-603, 608; 482/23,
482/57, 60, 907; 473/218, 270, 278; 52/177,
52/590.2, 591.1, 591.2; 428/33, 44, 48; D5/27,
D5/58, 62; D25/157-163; 5/417
See application file for complete search history.

(56) **References Cited**

U.S. PATENT DOCUMENTS

D102,854 S *	1/1937	Hanson	D5/62
4,009,880 A *	3/1977	Lammersen	273/444
D247,407 S *	3/1978	Lammersen	D6/599
D355,226 S *	2/1995	Wadley	D21/686
D397,269 S *	8/1998	Kawamoto	D6/596
D472,288 S *	3/2003	Grabowski	D21/792
D505,705 S *	5/2005	Moriarity	D21/780
D509,873 S *	9/2005	Dias	D21/792
D513,914 S *	1/2006	Crabolu	D6/582
D521,096 S *	5/2006	Pelz	D21/792
7,108,635 B2 *	9/2006	Howlett-Campanella	482/23
D540,603 S *	4/2007	Stern	D6/591
D583,604 S *	12/2008	Nolan et al.	D6/591

D584,093 S * 1/2009 Drumm D6/582
2010/0016125 A1 * 1/2010 Bellandi 482/4

FOREIGN PATENT DOCUMENTS

ES D0502498-2(6) 7/2006

* cited by examiner

Primary Examiner—Philip S Hyder

Assistant Examiner—Susan E Krakower

(74) *Attorney, Agent, or Firm*—Leason Ellis LLP

(57) **CLAIM**

The ornamental design for a sheet for exercise, as shown and described.

DESCRIPTION

The patent or application file contains at least one drawing in color. Copies of this patent with color drawings will be provided by the Office upon request and payment of the necessary fee.

FIG. 1 is a top plan view of our new design for a sheet for exercise;

FIG. 2 is a bottom plan view thereof;

FIG. 3 is a front elevation view thereof, and is equivalent to a rear elevation view thereof;

FIG. 4 is a right-side elevation view thereof, and is equivalent to a left-side elevation view thereof; and,

FIG. 5 is a perspective view thereof, including the top, right and rear sides.

The broken line showing of the bottom side and portions of the front, right and rear sides are included for the purpose of illustrating environmental structure, and forms no part of the claimed design.

1 Claim, 2 Drawing Sheets
(2 of 2 Drawing Sheet(s) Filed in Color)




FIG. 1




FIG. 2




FIG. 3



FIG. 4

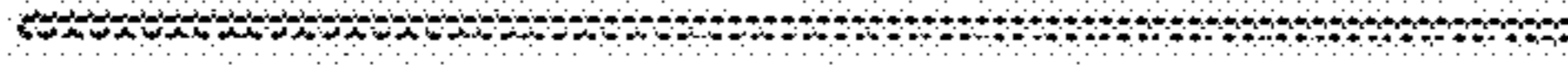


FIG. 5

