

US00D621446S

(12) **United States Design Patent**
Keda

(10) **Patent No.:** **US D621,446 S**

(45) **Date of Patent:** **** Aug. 10, 2010**

(54) **MECHANICAL PENCIL WITH A LEAD TANK**

(75) Inventor: **Tadashi Keda**, Kawagoe (JP)

(73) Assignee: **Kotobuki & Co., Ltd.**, Saitama (JP)

(**) Term: **14 Years**

(21) Appl. No.: **29/355,081**

(22) Filed: **Feb. 2, 2010**

Related U.S. Application Data

(62) Division of application No. 29/313,253, filed on Dec. 19, 2008, now Pat. No. Des. 611,989.

(30) **Foreign Application Priority Data**

Jun. 30, 2008 (JP) 2008-18698
Jun. 30, 2008 (JP) 2008-18699

(51) **LOC (9) Cl.** **19-06**

(52) **U.S. Cl.** **D19/49**

(58) **Field of Classification Search** D19/35,
D19/36, 41-51, 53-57; 24/11 R, 11 F, 11 P;
401/52, 99, 100, 104-109, 192, 195, 196
See application file for complete search history.

(56) **References Cited**

U.S. PATENT DOCUMENTS

1,310,257 A * 7/1919 Stiles 401/195
4,812,069 A * 3/1989 White et al. 401/195
D329,460 S * 9/1992 Rousseau D19/46

5,683,191 A * 11/1997 Kageyama et al. 401/52
5,988,913 A * 11/1999 Kageyama et al. 401/52
D417,698 S * 12/1999 Tsuchida D19/45
D430,607 S * 9/2000 Matsuzaki et al. D19/49
D443,645 S * 6/2001 Booth D19/55
D562,894 S * 2/2008 Nishida D19/49
2007/0217858 A1 * 9/2007 Kageyama et al. 401/92

* cited by examiner

Primary Examiner—Elizabeth A Albert

(74) *Attorney, Agent, or Firm*—Osha • Liang LLP

(57) **CLAIM**

The ornamental design for a mechanical pencil with a lead tank, as shown and described.

DESCRIPTION

FIG. 1 is a front view of the design according to the invention.

FIG. 2 is a right side view of the design according to the invention. The left side view is the same as the right side view.

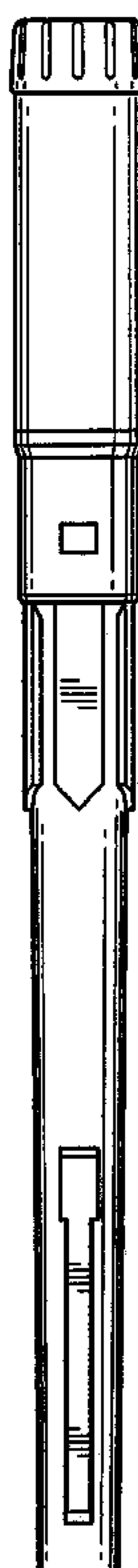
FIG. 3 is a rear view of the design according to the invention.

FIG. 4 is a top plan view of the design according to the invention; and,

FIG. 5 is a bottom view of the design according to the invention.

The broken lines showing portions of the top and bottom in FIGS. 4 and 5 are included for the purpose of illustrating environment and form no part of the claimed design.

1 Claim, 2 Drawing Sheets



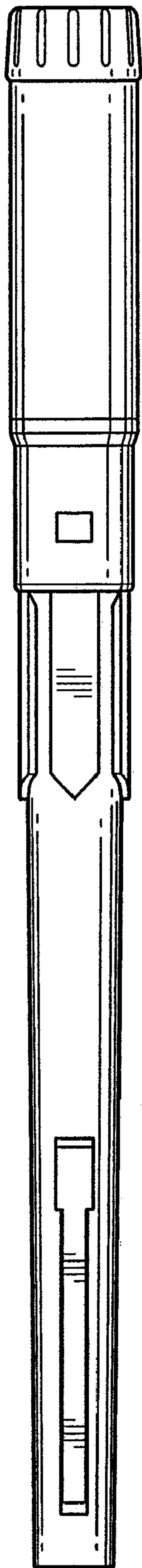


FIG. 1

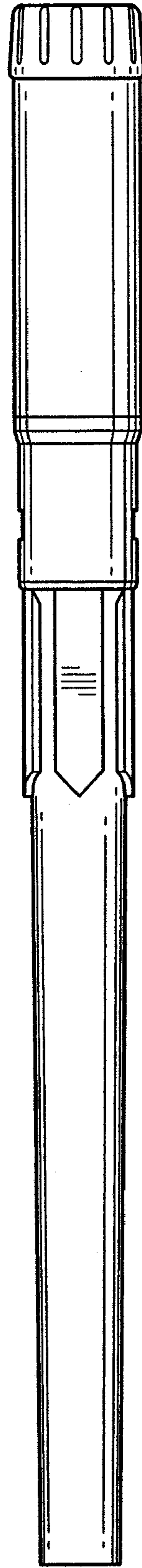


FIG. 2

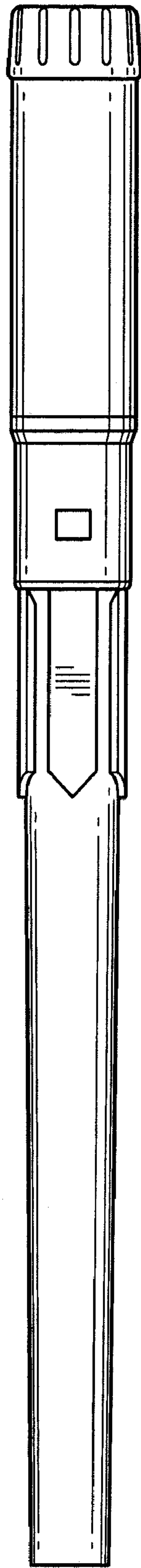


FIG. 3

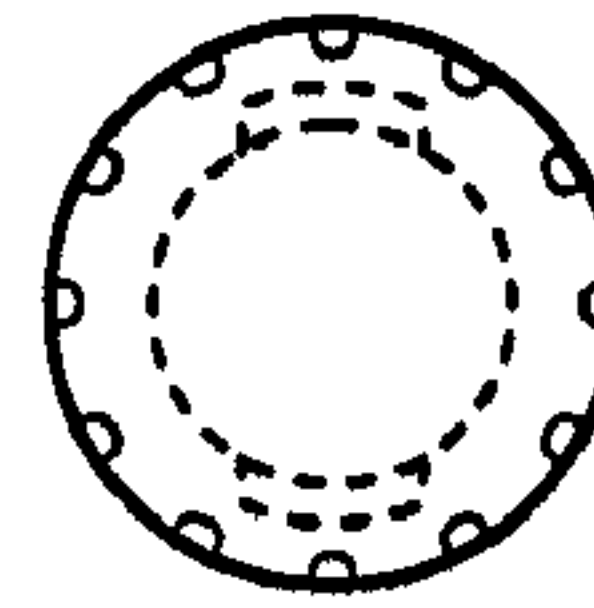


FIG. 4

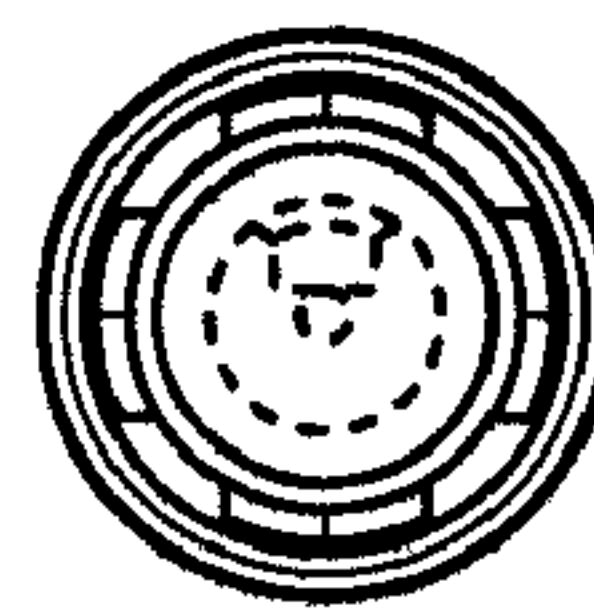


FIG. 5