



US00D621403S

(12) **United States Design Patent**
Agnitti

(10) **Patent No.:** **US D621,403 S**

(45) **Date of Patent:** **** Aug. 10, 2010**

(54) **INFRARED PEN**

(76) Inventor: **Sabatino Agnitti**, 4 Katsura, Penfield,
NY (US) 14526

(**) Term: **14 Years**

(21) Appl. No.: **29/336,824**

(22) Filed: **May 10, 2009**

(51) **LOC (9) Cl.** **14-02**

(52) **U.S. Cl.** **D14/411**

(58) **Field of Classification Search** D14/402-418;
345/163-167, 179, 180; 463/36-39; 273/148 B;
358/471, 473; D21/333; D19/41, 42, 46,
D19/49; 401/258-260

See application file for complete search history.

(56) **References Cited**

U.S. PATENT DOCUMENTS

4,227,823	A *	10/1980	Kitzerow	401/99
4,728,212	A *	3/1988	Spector	401/88
D308,889	S *	6/1990	Gecchelin	D19/46
D347,833	S *	6/1994	Bisenius et al.	D14/405
D359,508	S *	6/1995	Debbas	D19/47
5,470,162	A *	11/1995	Rubin	401/6
D368,901	S *	4/1996	Currid	D14/417
D441,790	S *	5/2001	Cox	D19/42
D469,124	S *	1/2003	Koreska	D19/53
6,512,513	B2 *	1/2003	Fleck et al.	345/179
D479,842	S *	9/2003	Liu et al.	D14/403
D508,716	S *	8/2005	Bhavnani	D19/46
D513,257	S *	12/2005	Nogosek	D14/403
D527,007	S *	8/2006	Morisawa	D14/411

D534,136	S *	12/2006	Voigt et al.	D14/411
2001/0011991	A1 *	8/2001	Wang et al.	345/156
2005/0093837	A1 *	5/2005	Singer	345/179
2005/0110779	A1 *	5/2005	Huang et al.	345/179
2005/0116933	A1 *	6/2005	Huang et al.	345/163
2006/0109262	A1 *	5/2006	Yeh	345/179
2006/0290686	A1 *	12/2006	Shimizu et al.	345/179

* cited by examiner

Primary Examiner—Cathron C Brooks

Assistant Examiner—Karen E Kearney

(57) **CLAIM**

The ornamental design for an infrared pen, as shown.

DESCRIPTION

FIG. 1 is a front perspective view from the top of an infrared pen showing the ornamental design.

FIG. 2 is a front perspective view from the bottom of an infrared pen.

FIG. 3 is a right side perspective view from the rear thereof.

FIG. 4 is a right side perspective view from the rear thereof.

FIG. 5 is a front orthogonal view thereof.

FIG. 6 is a rear orthogonal view thereof.

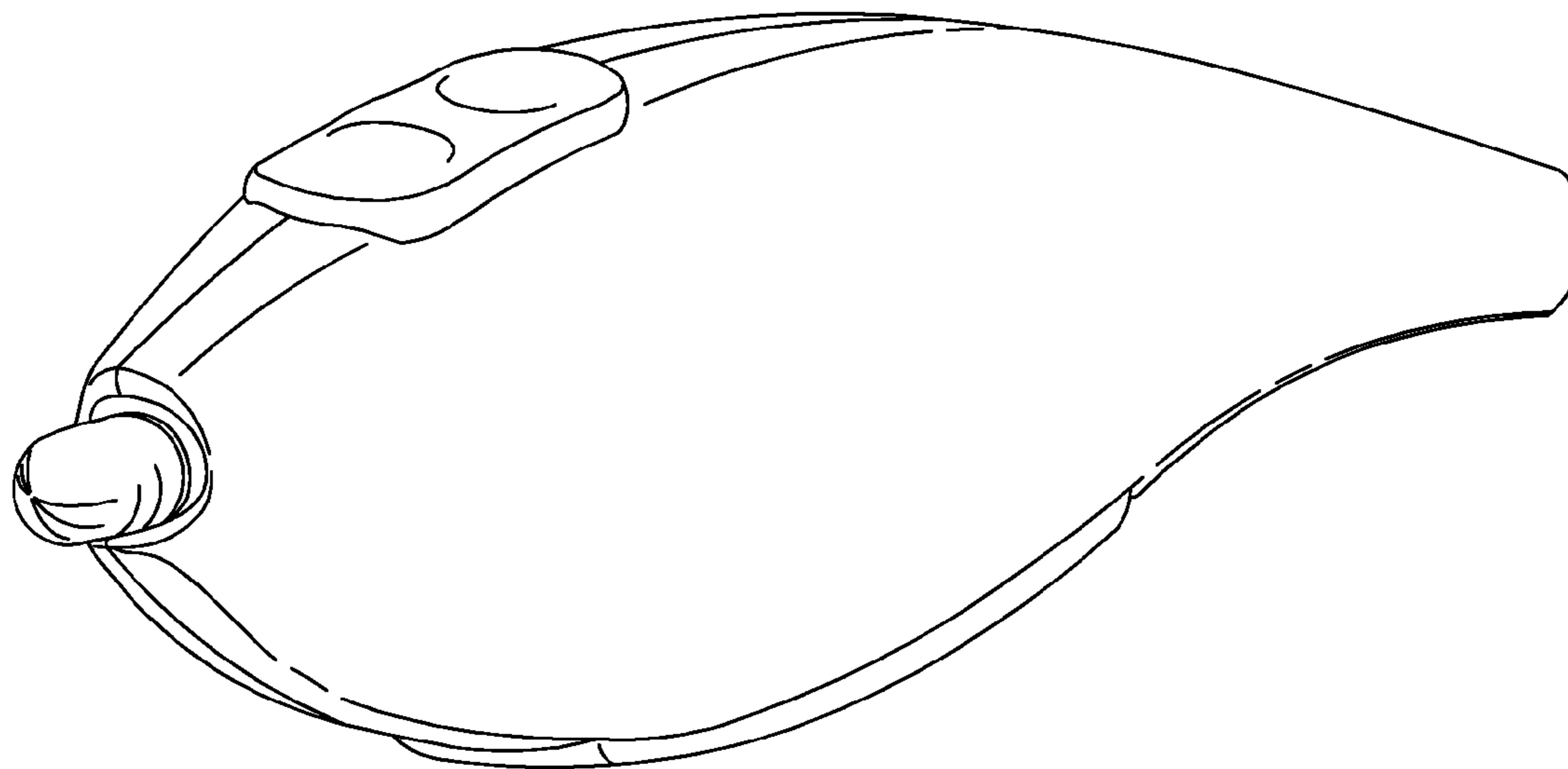
FIG. 7 is a right side orthogonal view thereof.

FIG. 8 is a left side orthogonal view thereof.

FIG. 9 is a top plan view thereof; and,

FIG. 10 is a bottom plan view thereof.

1 Claim, 5 Drawing Sheets



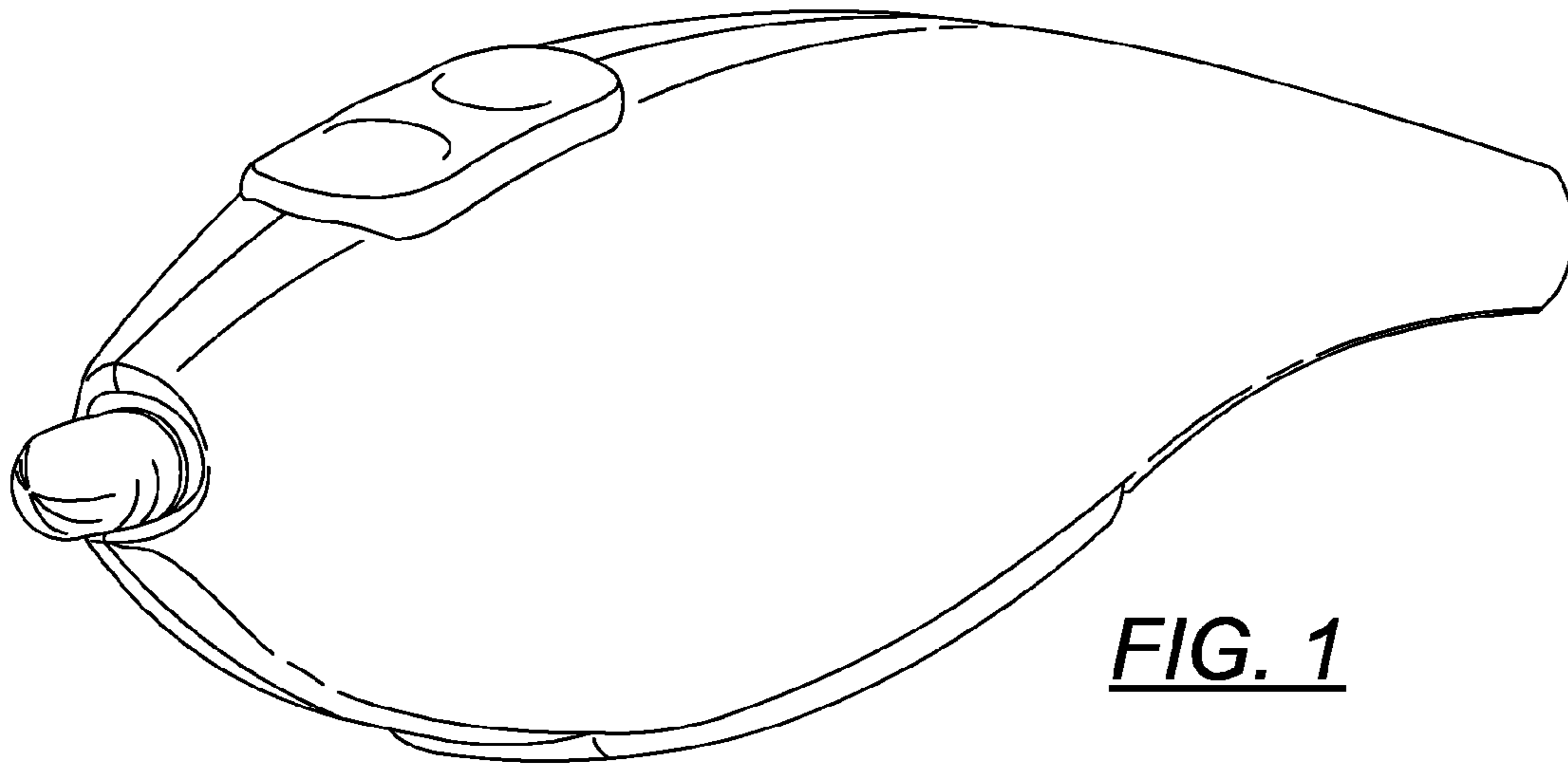


FIG. 1

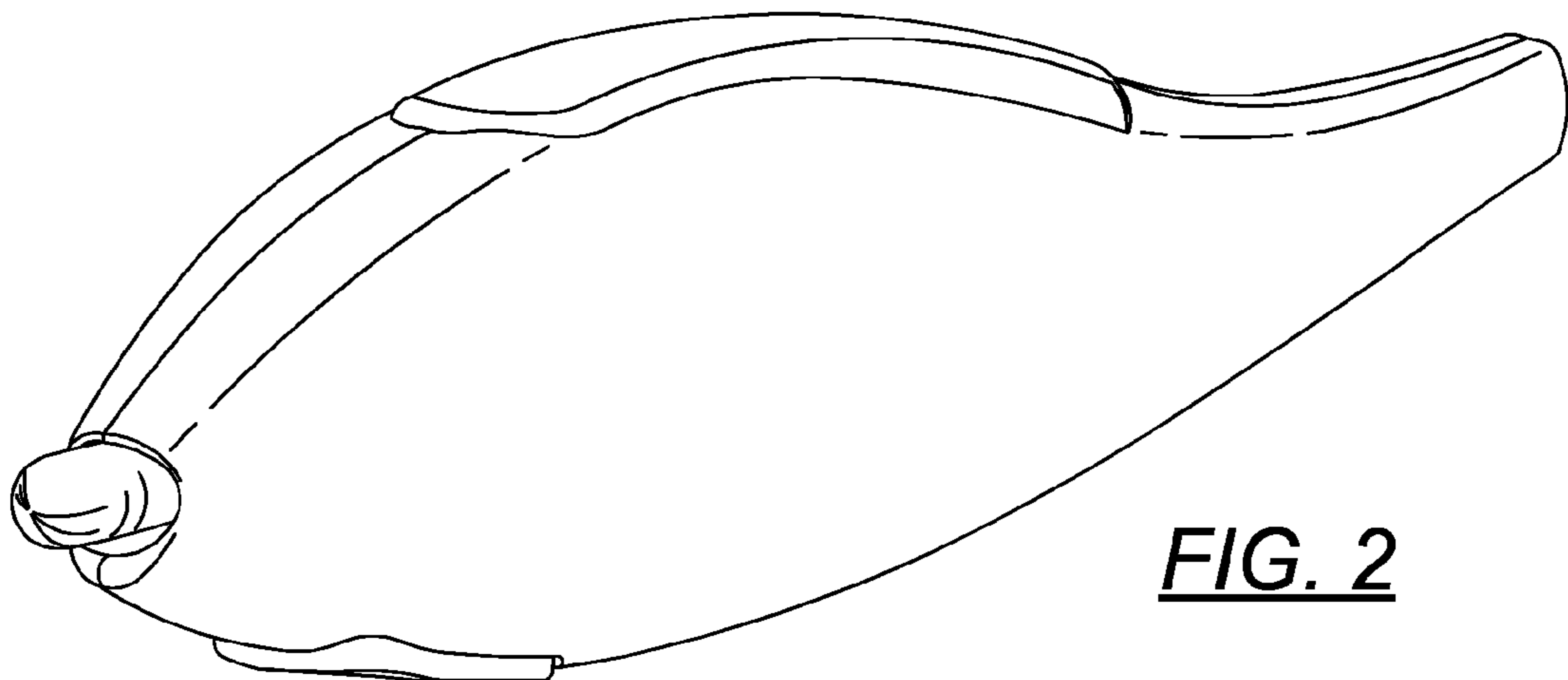


FIG. 2




FIG. 3




FIG. 4

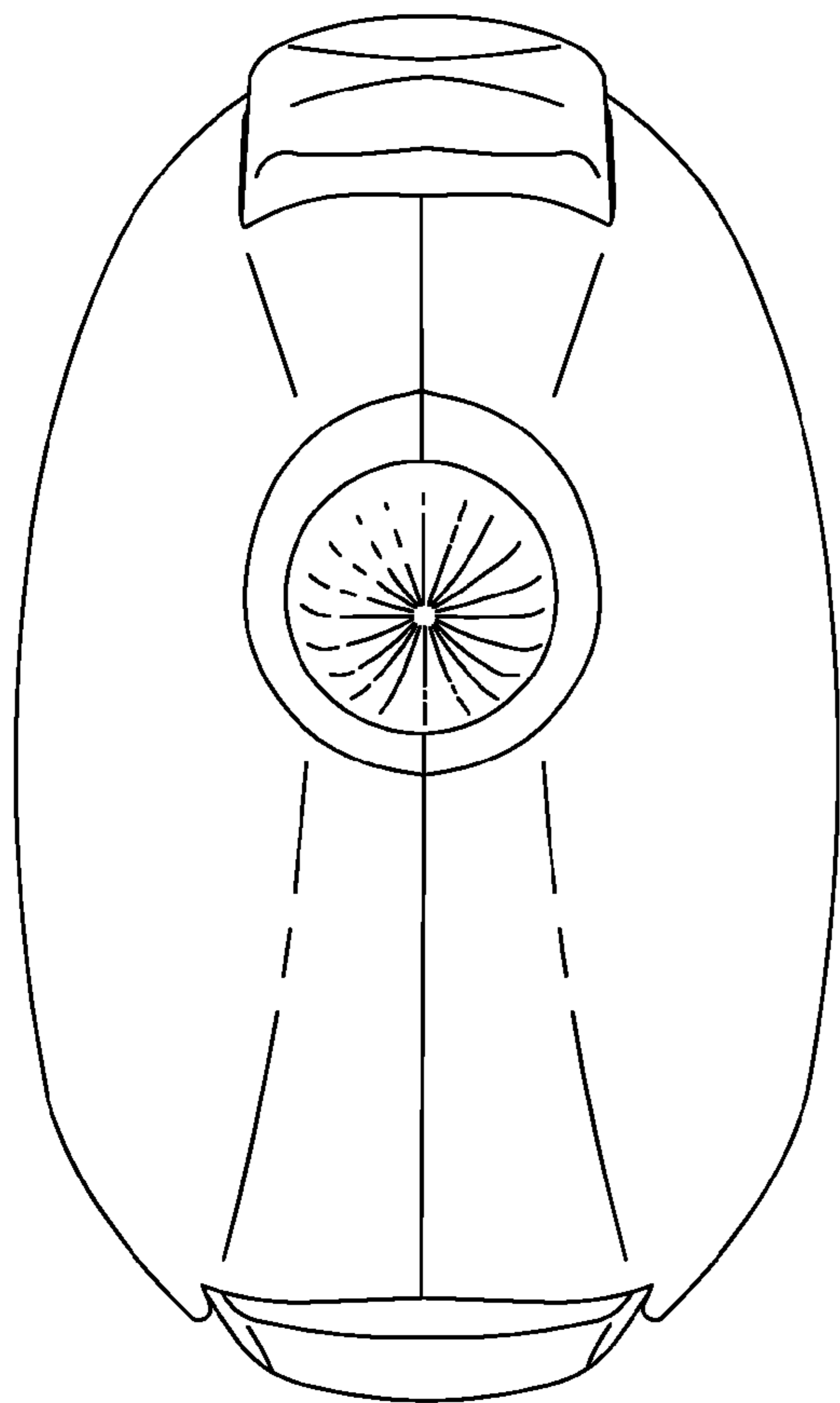


FIG. 5

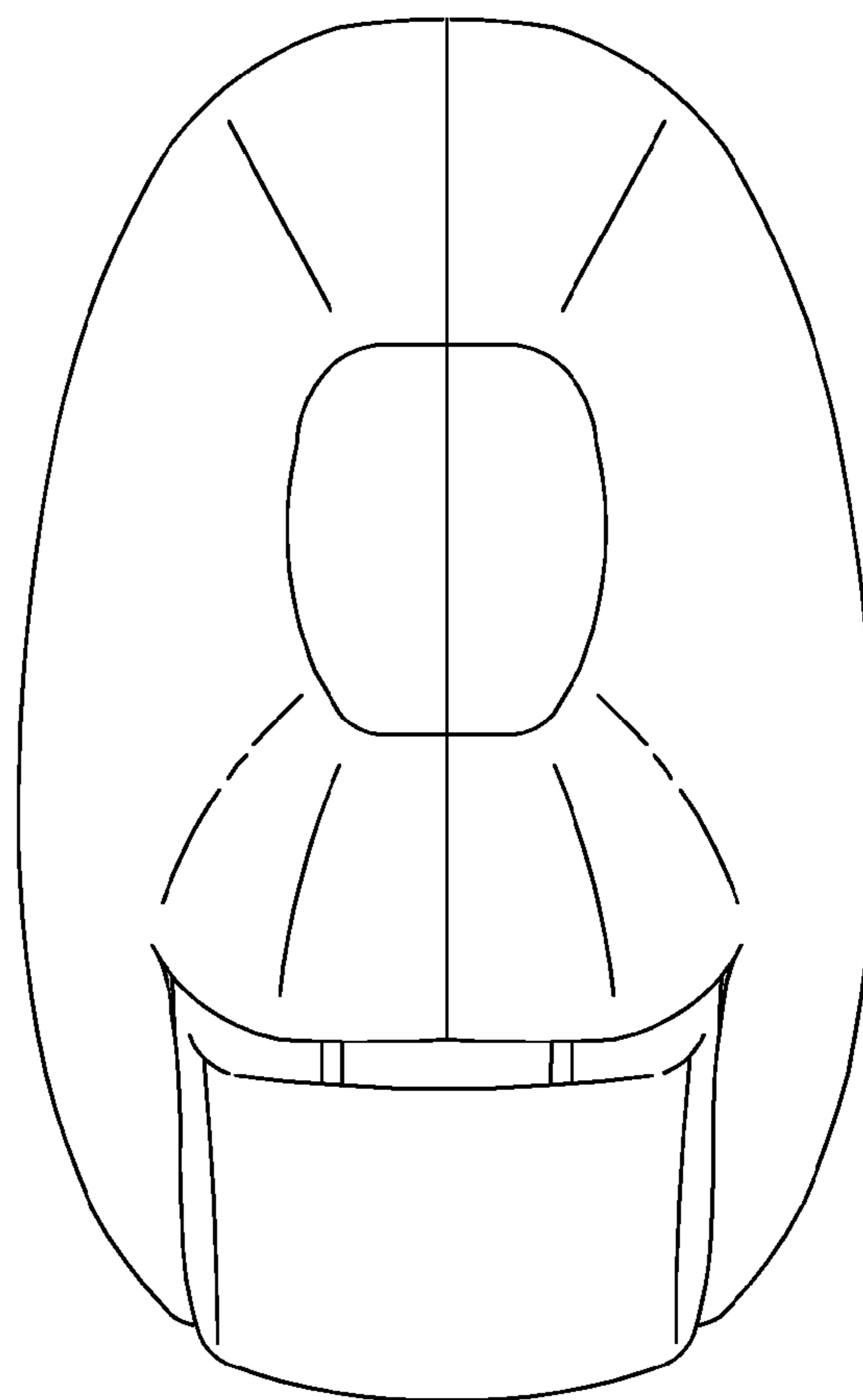


FIG. 6

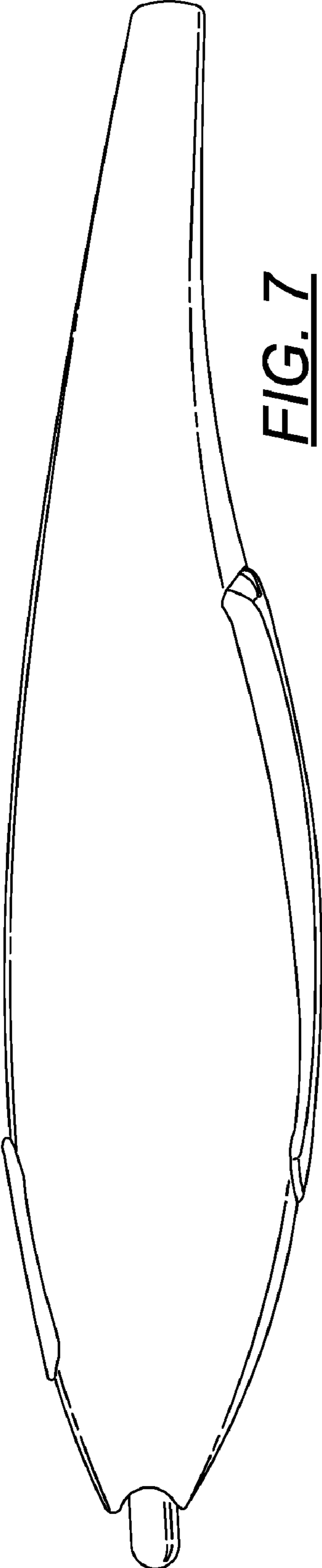


FIG. 7

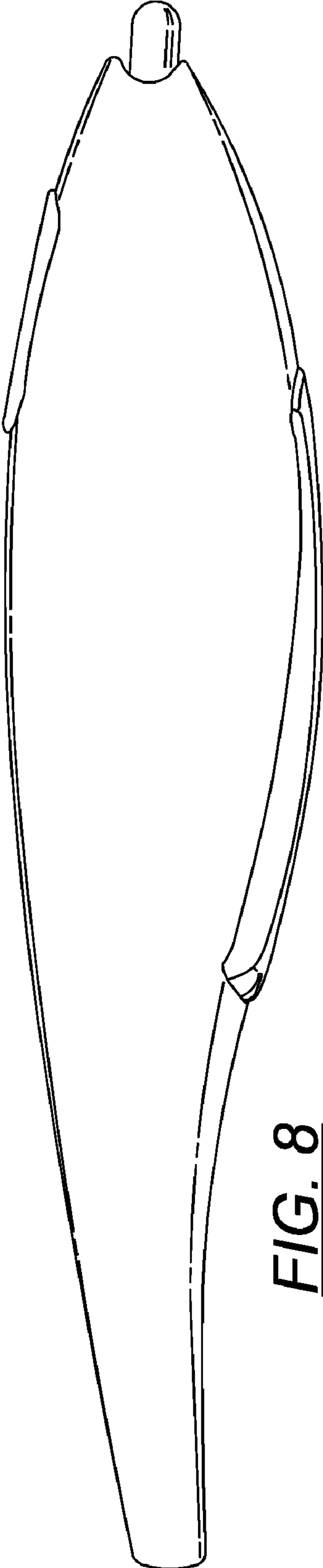


FIG. 8

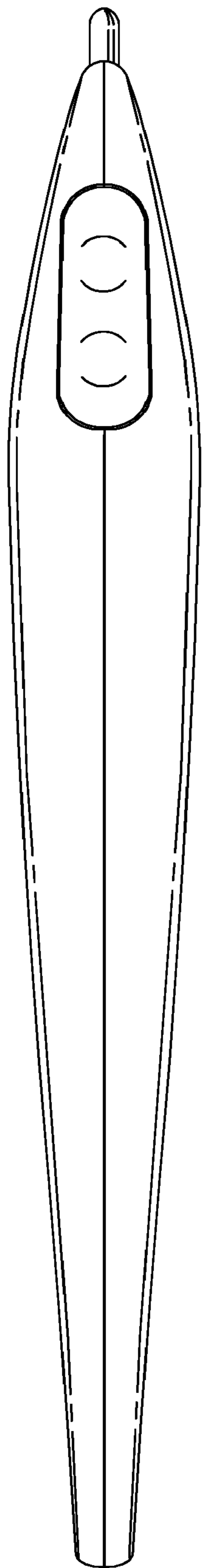


FIG. 9

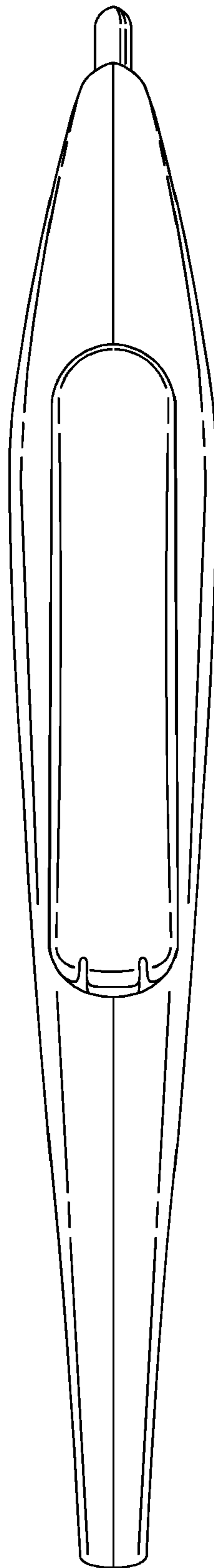


FIG. 10

UNITED STATES PATENT AND TRADEMARK OFFICE
CERTIFICATE OF CORRECTION

PATENT NO. : Des. 621,403 S
APPLICATION NO. : 29/336824
DATED : August 10, 2010
INVENTOR(S) : Sabatino Agnitti

Page 1 of 1

It is certified that error appears in the above-identified patent and that said Letters Patent is hereby corrected as shown below:


The USPTO is hereby requested to list the following attorney as the representative of this patented case:

Title Page, insert after Assistant Examiner,

-- Attorney, Agent, or Firm — Tracy P. Jong --

Signed and Sealed this

Twelfth Day of October, 2010



David J. Kappos
Director of the United States Patent and Trademark Office