



US00D621391S

(12) **United States Design Patent**
Douglas et al.

(10) **Patent No.:** **US D621,391 S**

(45) **Date of Patent:** **** Aug. 10, 2010**

(54) **COMMUNICATION DEVICE**

(75) Inventors: **Kelly Douglas**, Indianapolis, IN (US);
Kent D. Pilcher, Holland, MI (US)

(73) Assignee: **Schlage Lock Company**, Carmel, IN (US)

(**) Term: **14 Years**

(21) Appl. No.: **29/322,827**

(22) Filed: **Aug. 13, 2008**

(51) **LOC (9) Cl.** **14-01**

(52) **U.S. Cl.** **D14/240**

(58) **Field of Classification Search** D14/137,
D14/140-140.9, 155, 167, 188, 204, 205,
D14/207, 210, 215, 218, 230-237, 240, 242,
D14/302, 314, 132-134, 348-358, 363, 383,
D14/433, 435.1, 496; D13/149, 184, 137.1-139.8,
D13/110, 144; 711/100, 115; 361/685, 725,
361/752; 369/272.1, 273, 75.11; 360/133,
360/79.01, 97.03; 379/220.01, 221.09, 220.14,
379/25, 93.09, 93.19, 156, 900, 338-339,
379/441

See application file for complete search history.

(56) **References Cited**

U.S. PATENT DOCUMENTS

D385,559 S * 10/1997 Conrado et al. D14/159
D415,769 S * 10/1999 Waldner D14/240
D452,863 S * 1/2002 Madsen et al. D14/433
D462,337 S * 9/2002 Schmidt et al. D14/149
D501,643 S * 2/2005 Strand et al. D10/104

D517,519 S * 3/2006 Skulley et al. D14/149
D519,975 S * 5/2006 Skulley et al. D14/149
D558,190 S * 12/2007 Cislo D14/230

* cited by examiner

Primary Examiner—Ian Simmons

Assistant Examiner—Charles D Hanson

(74) *Attorney, Agent, or Firm*—Michael Best & Friedrich LLP

(57) **CLAIM**

We claim the ornamental design for a communication device, as shown and described.

DESCRIPTION

FIG. 1 is a perspective view of a communication device embodying the invention.

FIG. 2 is a right side elevational view of the communication device shown in FIG. 1.

FIG. 3 is a left side elevational view of the communication device shown in FIG. 1.

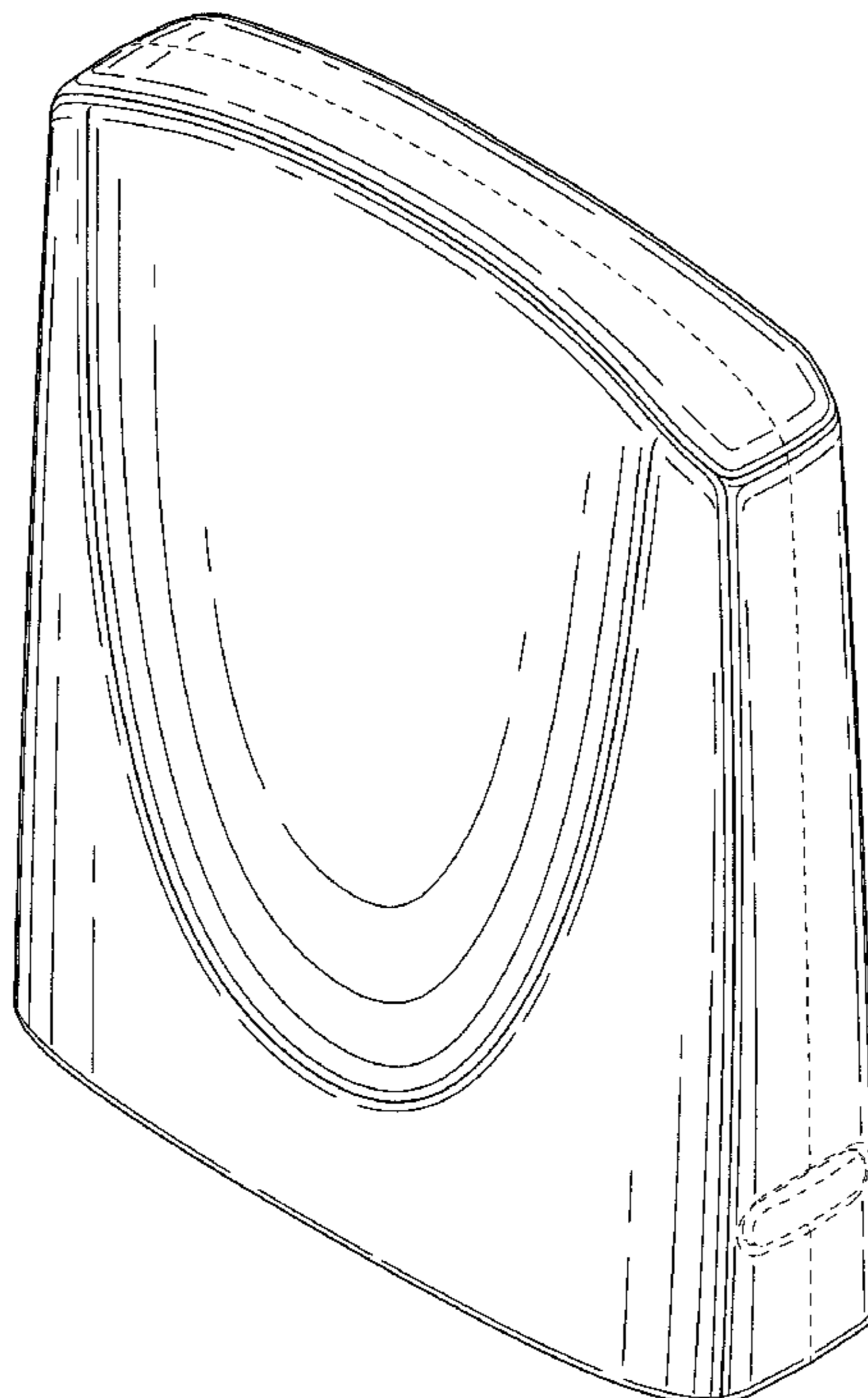
FIG. 4 is a top plan view of the communication device shown in FIG. 1.

FIG. 5 is a front elevational view of the communication device shown in FIG. 1; and,

FIG. 6 is a rear elevational view of the communication device shown in FIG. 1.

The bottom view is not part of the claimed design. The broken line showing is for illustrative purposes only and forms no part of the claimed design.

1 Claim, 5 Drawing Sheets



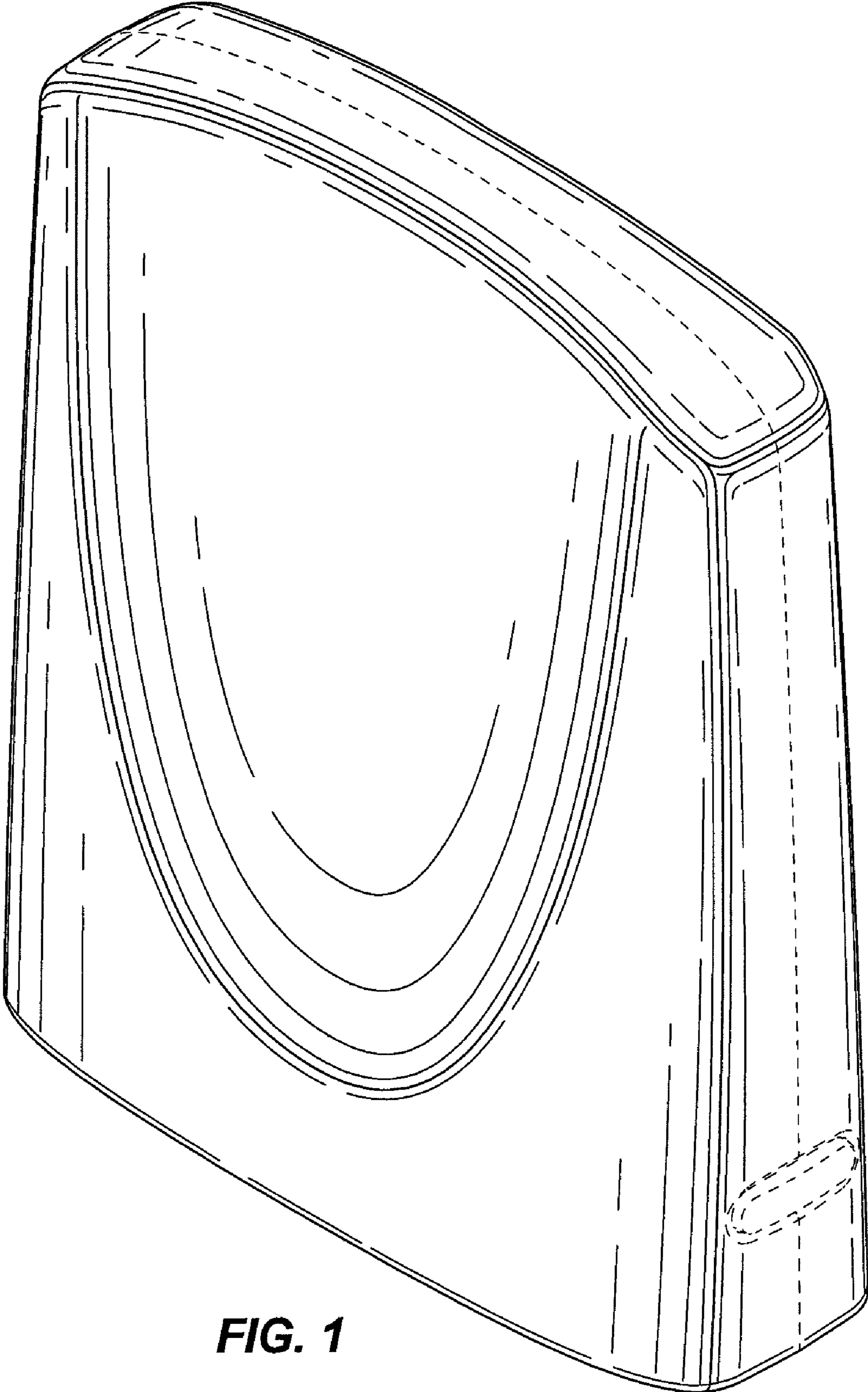


FIG. 1

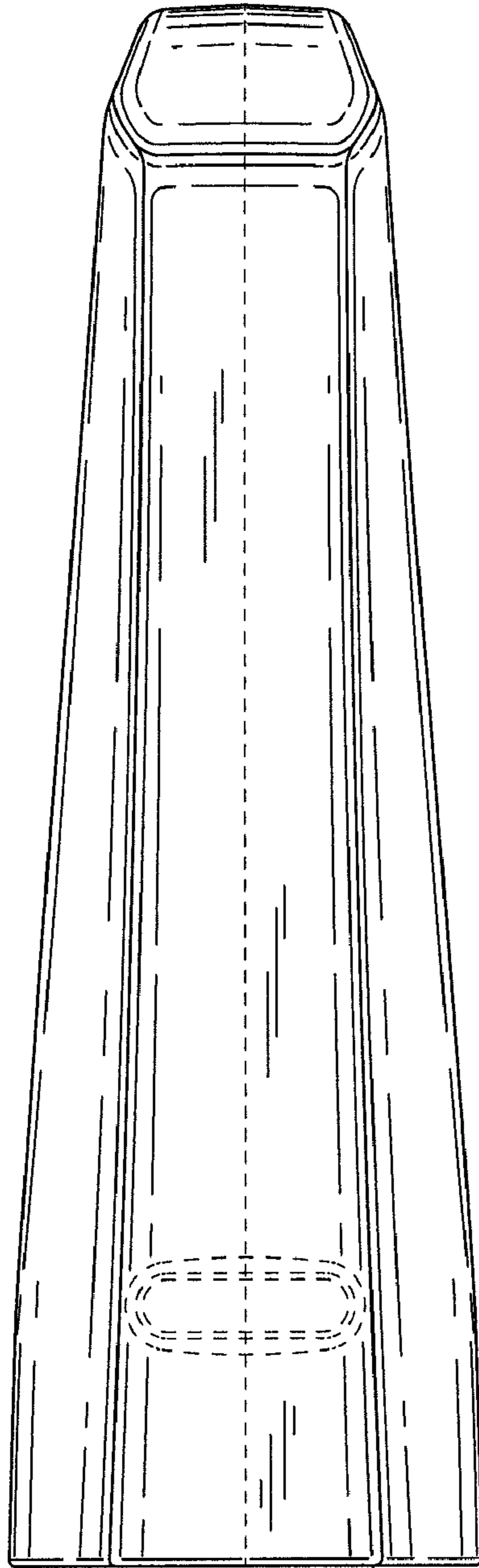


FIG. 2

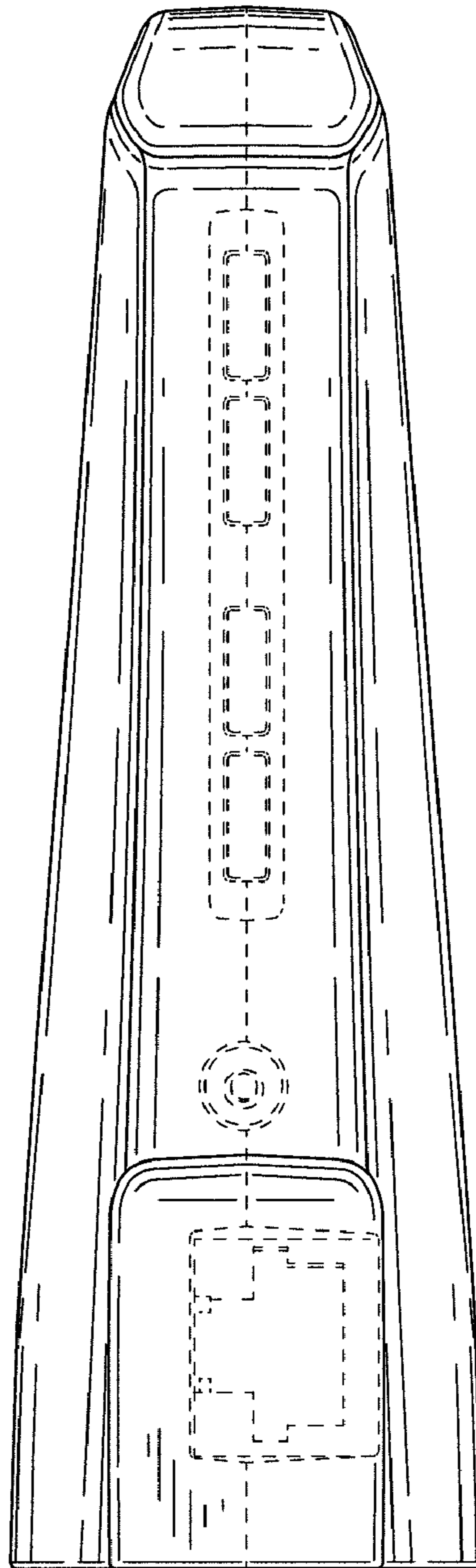


FIG. 3

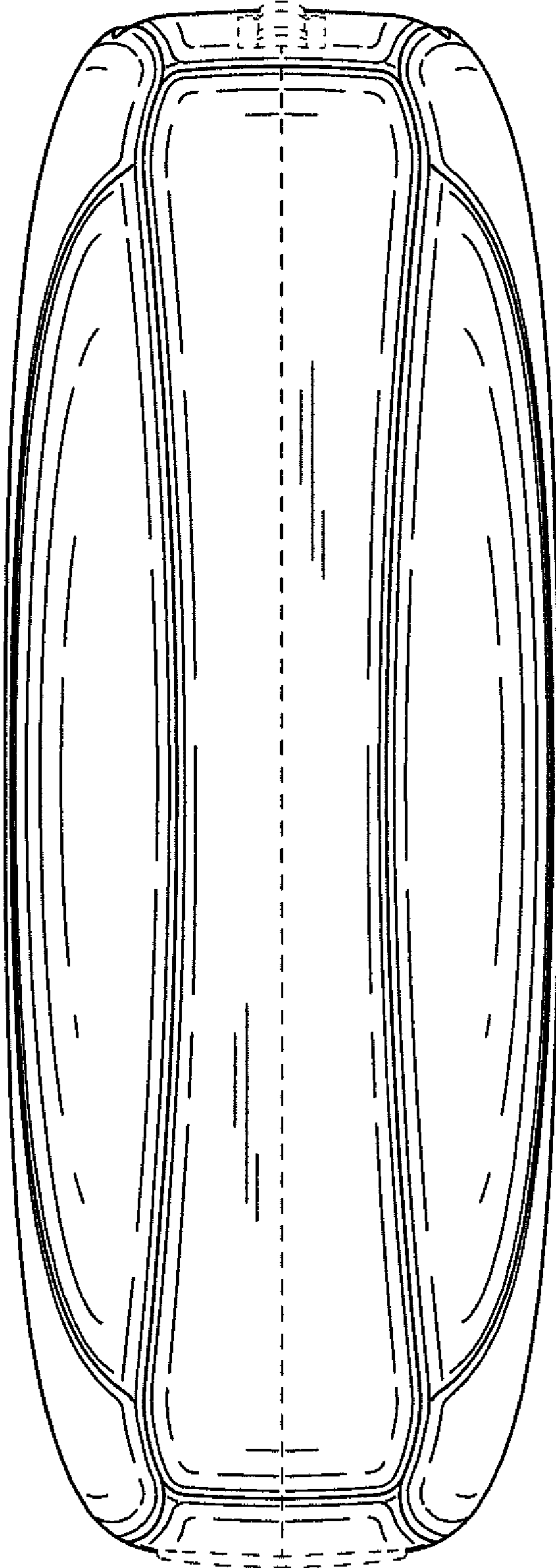


FIG. 4

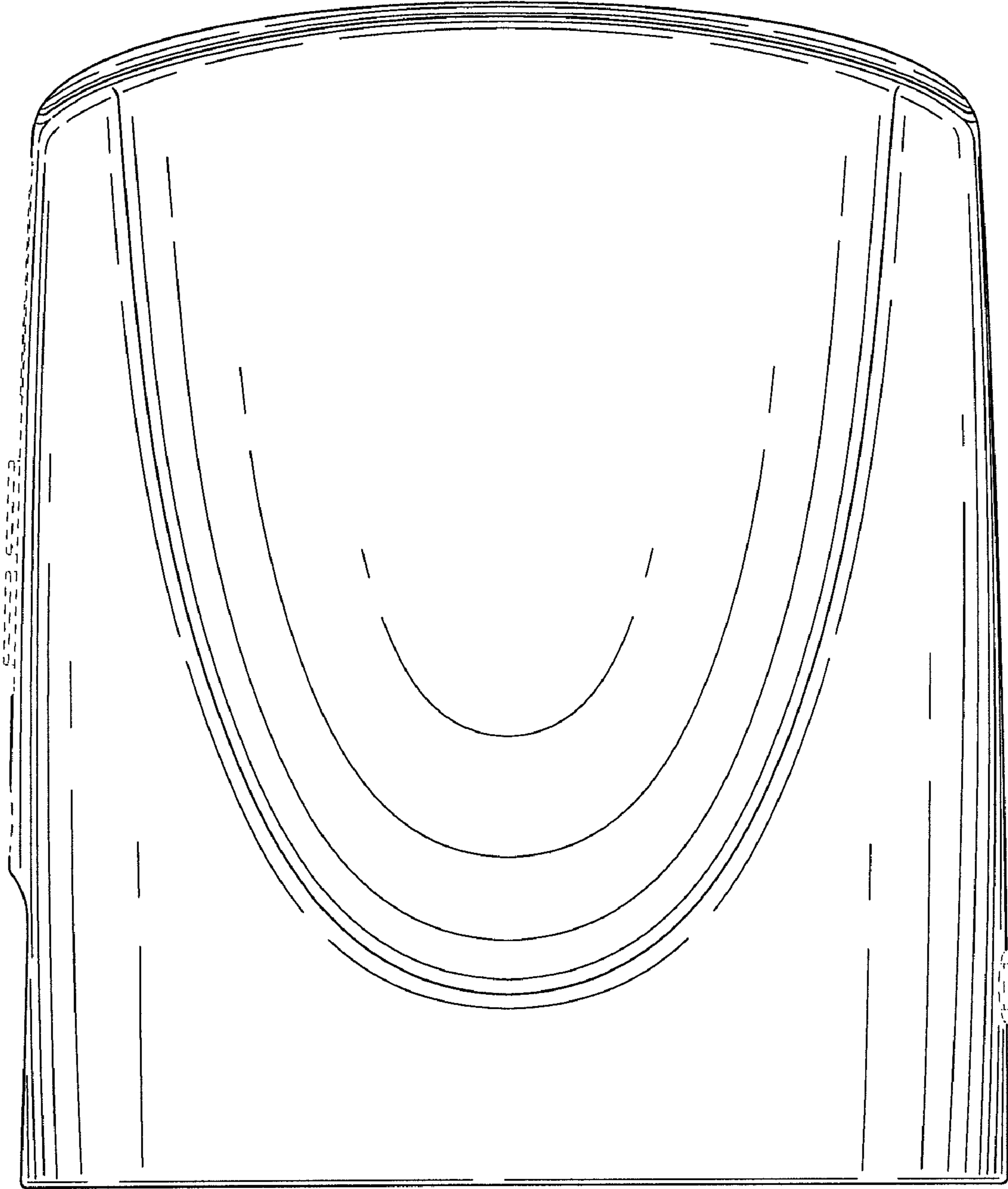


FIG. 5

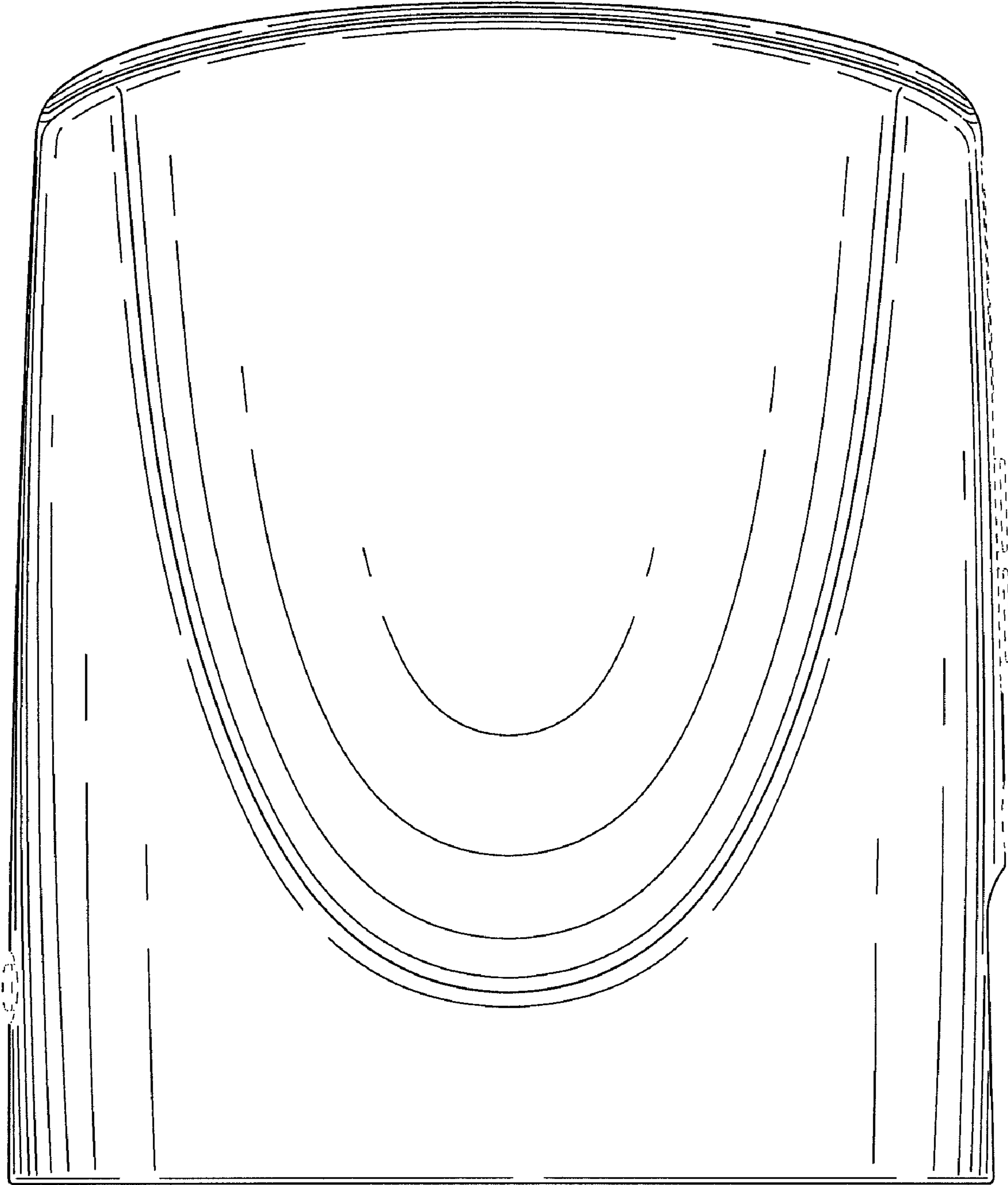


FIG. 6