

US00D621358S

(12) **United States Design Patent**
Jimenez et al.

(10) **Patent No.:** **US D621,358 S**

(45) **Date of Patent:** **** Aug. 10, 2010**

(54) **WALL OUTLET**

(75) Inventors: **Javier Jimenez**, Pacific Palisades, CA (US); **Matthew Cullen**, Los Angeles, CA (US)

(73) Assignee: **Motion Theory, Inc.**, Venice, CA (US)

(**) Term: **14 Years**

(21) Appl. No.: **29/344,381**

(22) Filed: **Sep. 29, 2009**

(51) **LOC (9) Cl.** **13-03**

(52) **U.S. Cl.** **D13/139.1**

(58) **Field of Classification Search** D13/138.1, D13/138.2, 139.1, 139.2, 139.3, 139.4, 139.5, D13/139.6, 139.7, 139.8, 137.1, 137.2, 137.3, D13/137.4, 107, 108, 110, 133, 146, 151, D13/152, 153, 156, 162, 162.1, 163, 171, D13/177, 154; 174/66, 202, 206, 53, 59, 174/60; 363/146, 15, 34; 320/111, 114, 320/115; 439/108, 172, 173, 344, 373; D8/350, D8/352, 353

See application file for complete search history.

(56) **References Cited**

U.S. PATENT DOCUMENTS

D56,953 S *	1/1921	White	D8/353
D56,954 S *	1/1921	White	D8/353
2,749,381 A *	6/1956	Farish, Jr.	174/51
4,409,536 A *	10/1983	Evjen	320/110
D294,018 S	2/1988	Poliak et al.		
D297,634 S	9/1988	Poliak et al.		
D308,626 S *	6/1990	Villarreal	D8/353
D318,848 S *	8/1991	Scholl	D13/139.3
D399,488 S	10/1998	Williams		
D401,220 S	11/1998	Dwight et al.		
5,955,701 A *	9/1999	Schockner et al.	174/66
D459,307 S	6/2002	Nieto		

D462,661 S *	9/2002	Owens	D13/139.6
D484,460 S	12/2003	Cheng et al.		
7,060,897 B2 *	6/2006	Gorman	174/53
7,078,624 B1 *	7/2006	Stewart	174/66
D537,040 S	2/2007	Chesebro et al.		
D543,939 S	6/2007	Burke		
D610,092 S *	2/2010	Jimenez et al.	D13/137.2
2003/0024724 A1 *	2/2003	Leifer	174/53
2008/0289844 A1 *	11/2008	Dutton, Jr.	174/66
2009/0314509 A1 *	12/2009	Eshelman	174/66

OTHER PUBLICATIONS

Notice of Allowance and Issue Fee Due for U.S. Appl. No. 29/344,378.

U.S. Appl. No. 29/344,378, filed Sep. 29, 2009.

* cited by examiner

Primary Examiner—Jennifer Rivard

Assistant Examiner—Angela J Lee

(74) *Attorney, Agent, or Firm*—Hansen IP Law PLLC

(57) **CLAIM**

The ornamental design for a wall outlet, as shown and described.

DESCRIPTION

FIG. 1 is a perspective view of a wall outlet in accordance with a preferred embodiment of the claimed design;

FIG. 2 is a front elevational view thereof;

FIG. 3 is a rear elevational view thereof;

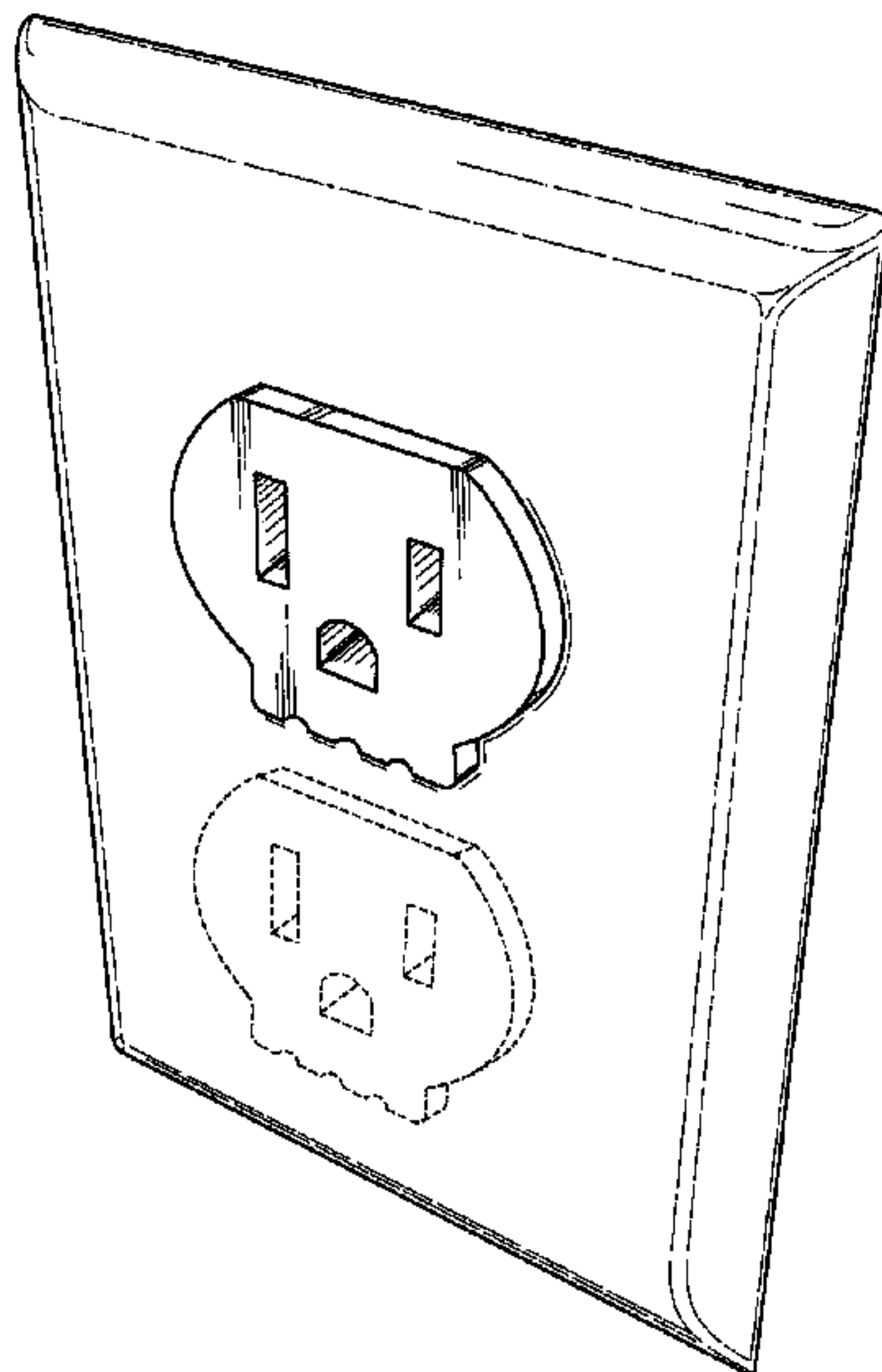
FIG. 4 is a top plan view thereof;

FIG. 5 is a bottom plan view thereof; and,

FIG. 6 is a first side elevational view thereof and is a mirror image of the opposite side elevational view.

The broken line showing of an additional outlet in FIGS. 1, 2, 3, 5, and 6 is included for the purpose of illustrating environmental structure and forms no part of the claimed design.

1 Claim, 4 Drawing Sheets



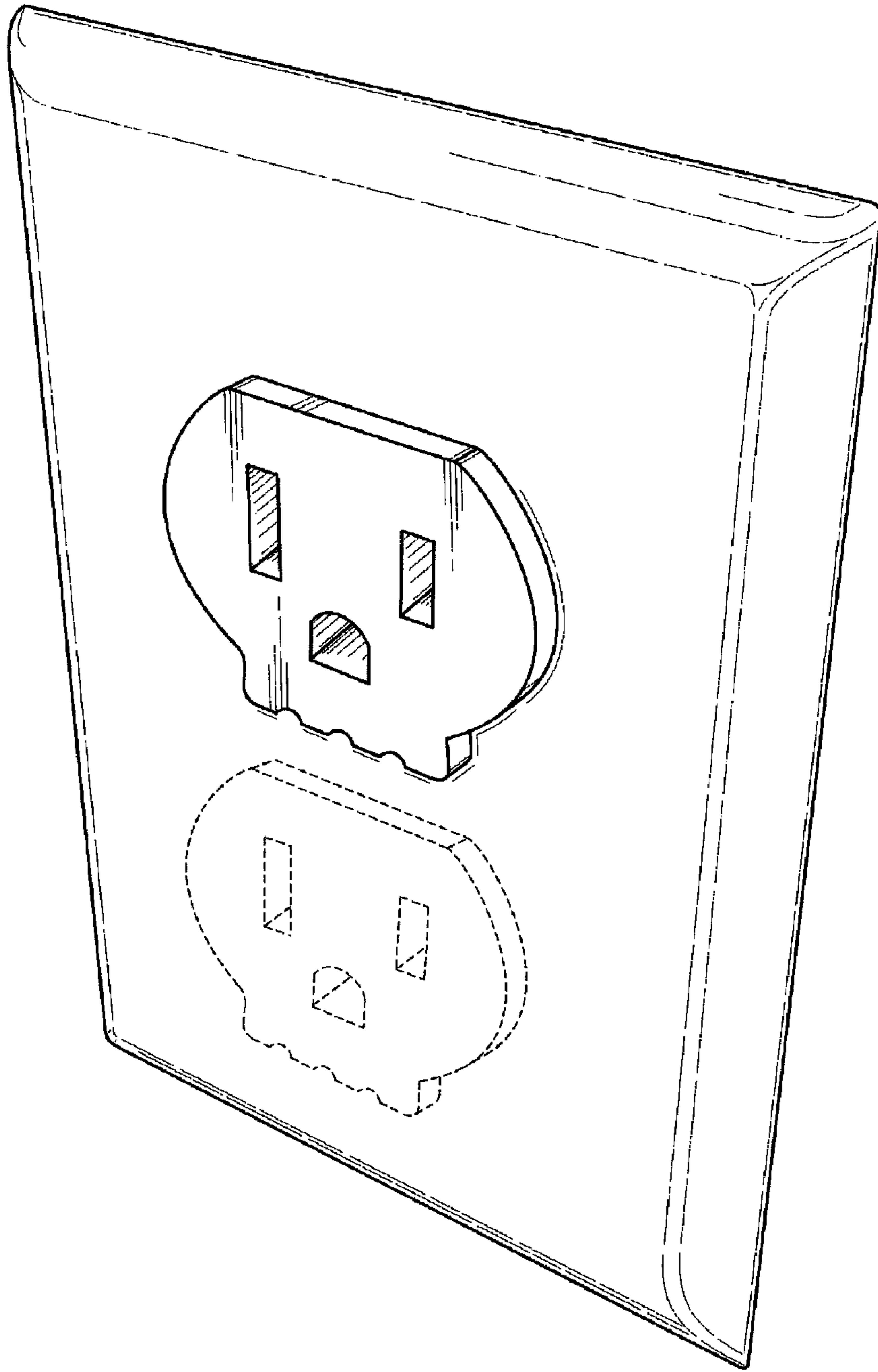


FIG. 1

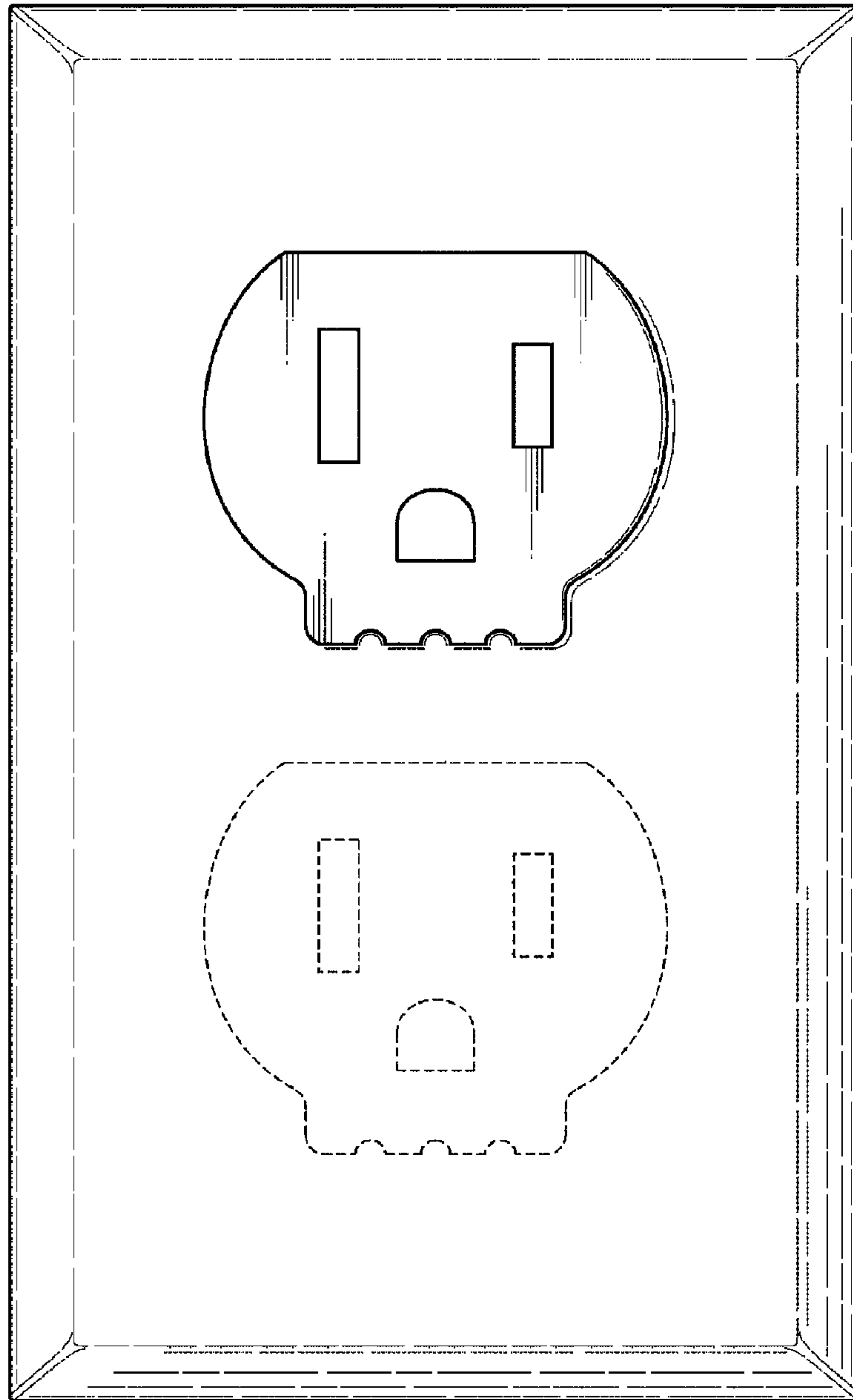


FIG. 2

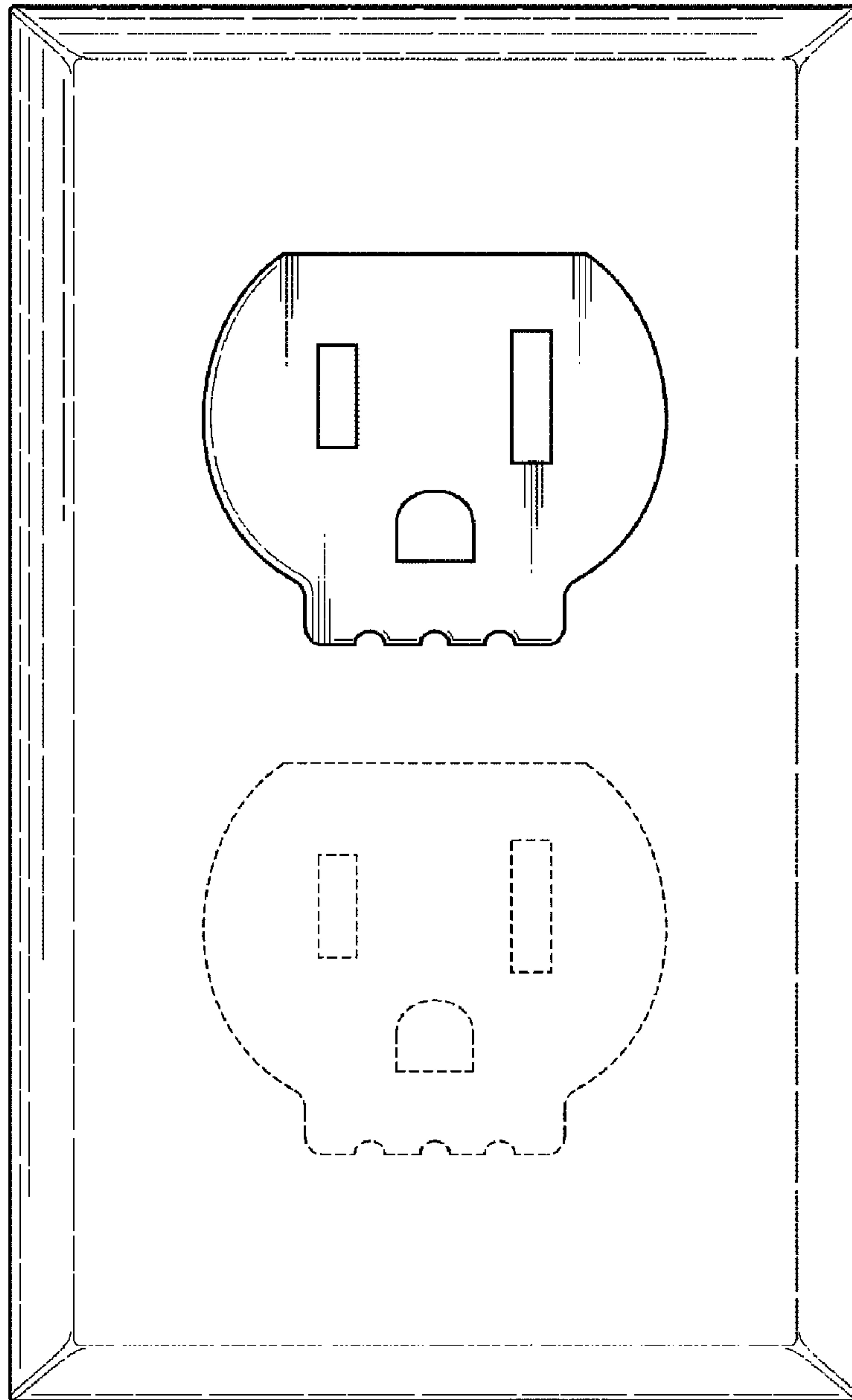


FIG. 3




FIG. 4




FIG. 5



FIG. 6