



US00D621353S

(12) **United States Design Patent**
Mack

(10) **Patent No.:** **US D621,353 S**

(45) **Date of Patent:** **** Aug. 10, 2010**

(54) **BATTERY**

(75) Inventor: **Robert J. Mack**, Milwaukee, WI (US)

(73) Assignee: **Johnson Controls Technology Company**, Holland, MI (US)

(**) Term: **14 Years**

(21) Appl. No.: **29/320,780**

(22) Filed: **Jul. 3, 2008**

Related U.S. Application Data

(63) Continuation of application No. 29/302,069, filed on Jan. 9, 2008.

(51) **LOC (9) Cl.** **13-02**

(52) **U.S. Cl.** **D13/119**

(58) **Field of Classification Search** D13/102-106,
D13/110, 118-119, 184; 429/96-100, 163,
429/176

See application file for complete search history.

(56) **References Cited**

U.S. PATENT DOCUMENTS

D239,837 S *	5/1976	Hennen	D13/119
3,963,972 A *	6/1976	Todd	320/112
D252,354 S	7/1979	Uyeda		
4,346,151 A *	8/1982	Uba et al.	429/54
4,510,215 A *	4/1985	Adam	429/99
D298,029 S	10/1988	Foster		
D303,373 S	9/1989	Ching, Jr.		
D304,926 S	12/1989	Ching, Jr.		
D304,927 S	12/1989	Ching et al.		
D307,133 S	4/1990	Ching, Jr.		
D307,886 S	5/1990	Ching et al.		
D318,025 S *	7/1991	Moritaka	D10/129
D327,051 S *	6/1992	Schwartz	D13/118
5,283,137 A	2/1994	Ching		
5,415,956 A	5/1995	Ching		
D372,701 S	8/1996	Tahmassebpur		
5,599,641 A	2/1997	Ching et al.		
5,763,116 A *	6/1998	Lapinski et al.	429/99
5,856,037 A	1/1999	Casale et al.		

5,871,862 A	2/1999	Olson		
D406,258 S	3/1999	Segers		
5,977,746 A *	11/1999	Hershberger et al.	320/112
5,998,062 A	12/1999	Olson		
6,023,146 A	2/2000	Casale et al.		
6,025,086 A	2/2000	Ching		
6,174,618 B1 *	1/2001	Nishiyama et al.	429/99

(Continued)

OTHER PUBLICATIONS

U.S. Appl. No. 29/302,068, filed Jan. 9, 2008, Mack.

(Continued)

Primary Examiner—Rosemary K. Tarcza
(74) *Attorney, Agent, or Firm*—Lathrop & Clark LLP

(57) **CLAIM**

The ornamental design for a battery, as shown and described.

DESCRIPTION

FIG. 1 is a top perspective view of a battery according to an exemplary embodiment;

FIG. 2 is a top plan view thereof;

FIG. 3 is a first side elevation view thereof;

FIG. 4 is a second side elevation view thereof;

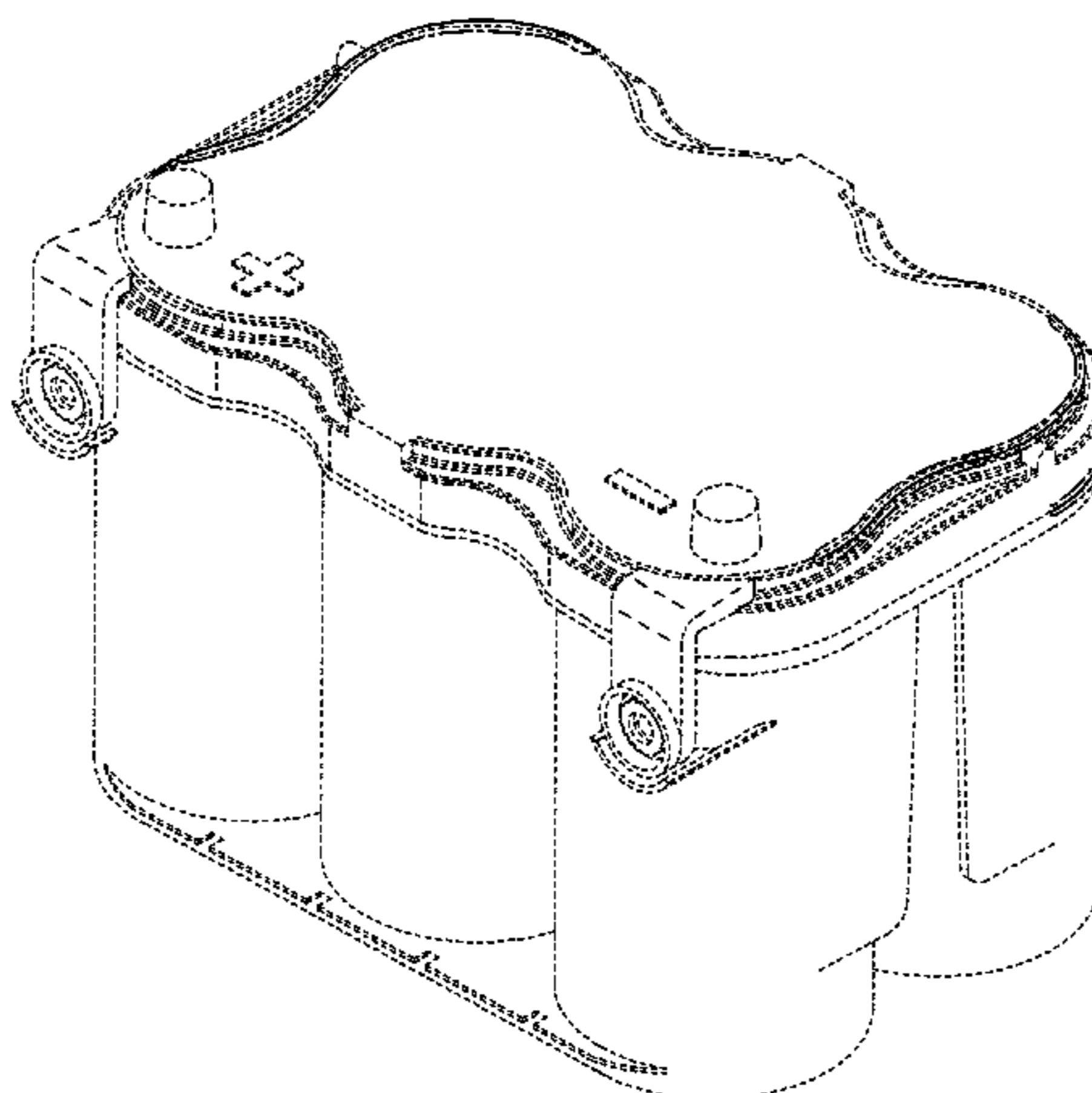
FIG. 5 is a first end elevation view thereof; and,

FIG. 6 is a second end elevation view thereof.

The broken lines shown in FIGS. 1-6 are for illustrative purposes only, and form no part of the claimed design.

The long dash-short dash lines shown in the Figures are for the purpose of illustrating the boundaries of the claimed design and form no part of the claimed design. The bottom view forms no part of the claimed design.

1 Claim, 6 Drawing Sheets



US D621,353 S

Page 2

U.S. PATENT DOCUMENTS

D450,653 S 11/2001 Hertel et al.
6,399,238 B1 * 6/2002 Oweis et al. 429/99
D466,478 S 12/2002 Bolstad et al.
D491,138 S 6/2004 Minato
D495,994 S * 9/2004 Arakelian D13/119
D499,070 S 11/2004 Lavington
D517,479 S * 3/2006 Schemm D13/119
D517,987 S 3/2006 Castagnola et al.
D517,988 S 3/2006 Ihde et al.
D528,502 S * 9/2006 Fleetwood D13/103
D531,117 S * 10/2006 Schrick et al. D13/103
D559,778 S * 1/2008 Tsuzuki et al. D13/110
D562,229 S 2/2008 Peters
D562,765 S * 2/2008 Tsuzuki et al. D13/110
7,332,243 B2 2/2008 Cummins et al.
2003/0059676 A1 * 3/2003 Ruiz Rodriguez et al. ... 429/164
2004/0170888 A1 * 9/2004 Cummins et al. 429/99

2005/0069762 A1 3/2005 Daley et al.

OTHER PUBLICATIONS

U.S. Appl. No. 29/302,069, filed Jan. 9, 2008, Mack.
U.S. Appl. No. 29/302,070, filed Jan. 9, 2008, Mack.
U.S. Appl. No. 29/302,071, filed Jan. 9, 2008, Mack.
U.S. Appl. No. 29/302,072, filed Jan. 9, 2008, Mack.
U.S. Appl. No. 29/320,414, filed Jun. 26, 2008, Mack.
U.S. Appl. No. 29/331,896, filed Feb. 4, 2009, Mack.
U.S. Appl. No. 29/320,869, filed Jul. 7, 2008, Mack.
U.S. Appl. No. 29/320,870, filed Jul. 7, 2008, Mack.
U.S. Appl. No. 29/327,178, filed Oct. 31, 2008, Mack.
U.S. Appl. No. 29/327,181, filed Oct. 31, 2008, Mack.
U.S. Appl. No. 29/327,182, filed Oct. 31, 2008, Mack.
Photographs of "old" Optima battery with a date stamp of Week 47, 1990.
Optima Batteries brochure entitled "The Ultimate Power Source" dated Mar. 2007.

* cited by examiner

FIG. 1

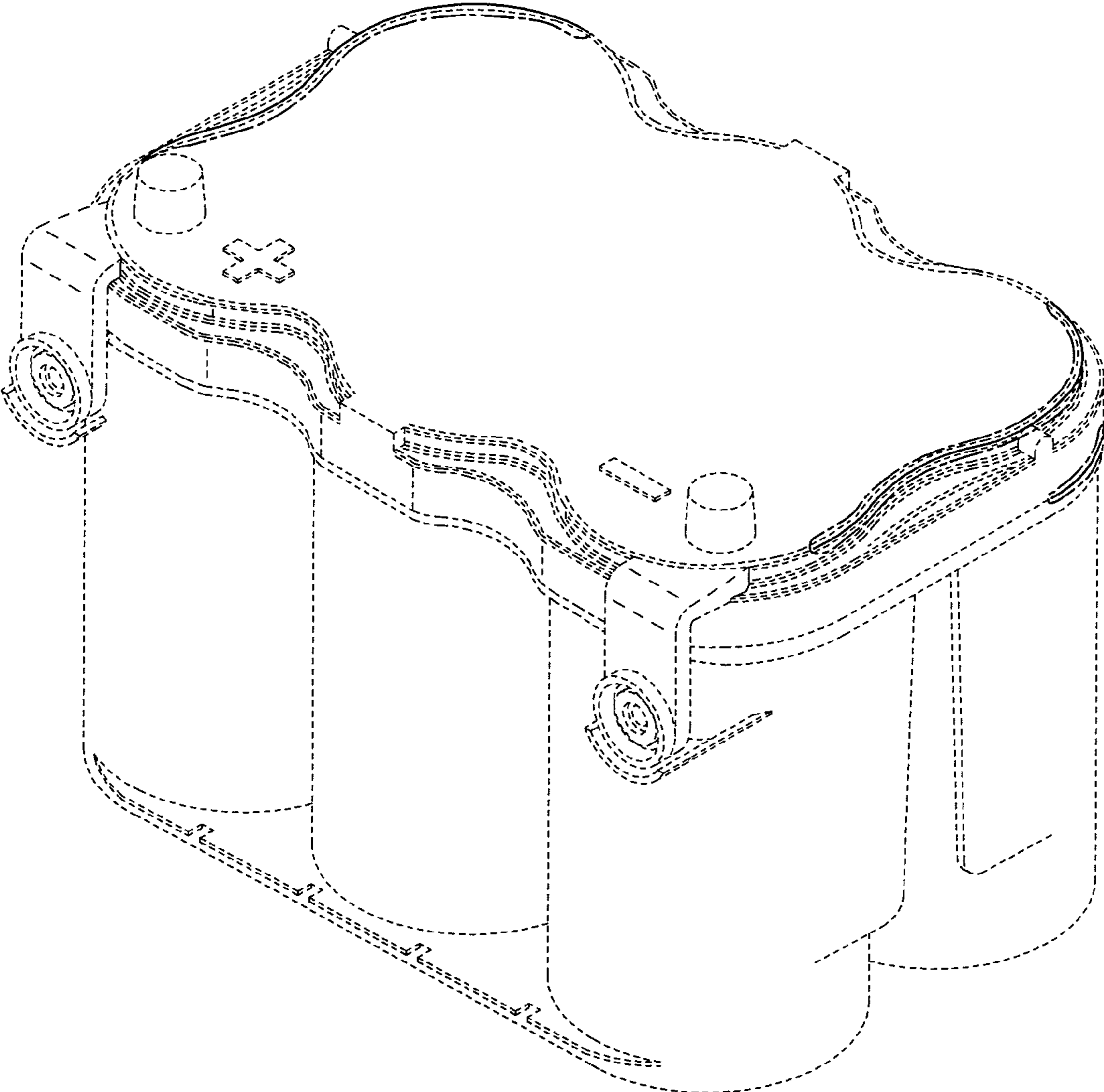


FIG. 2

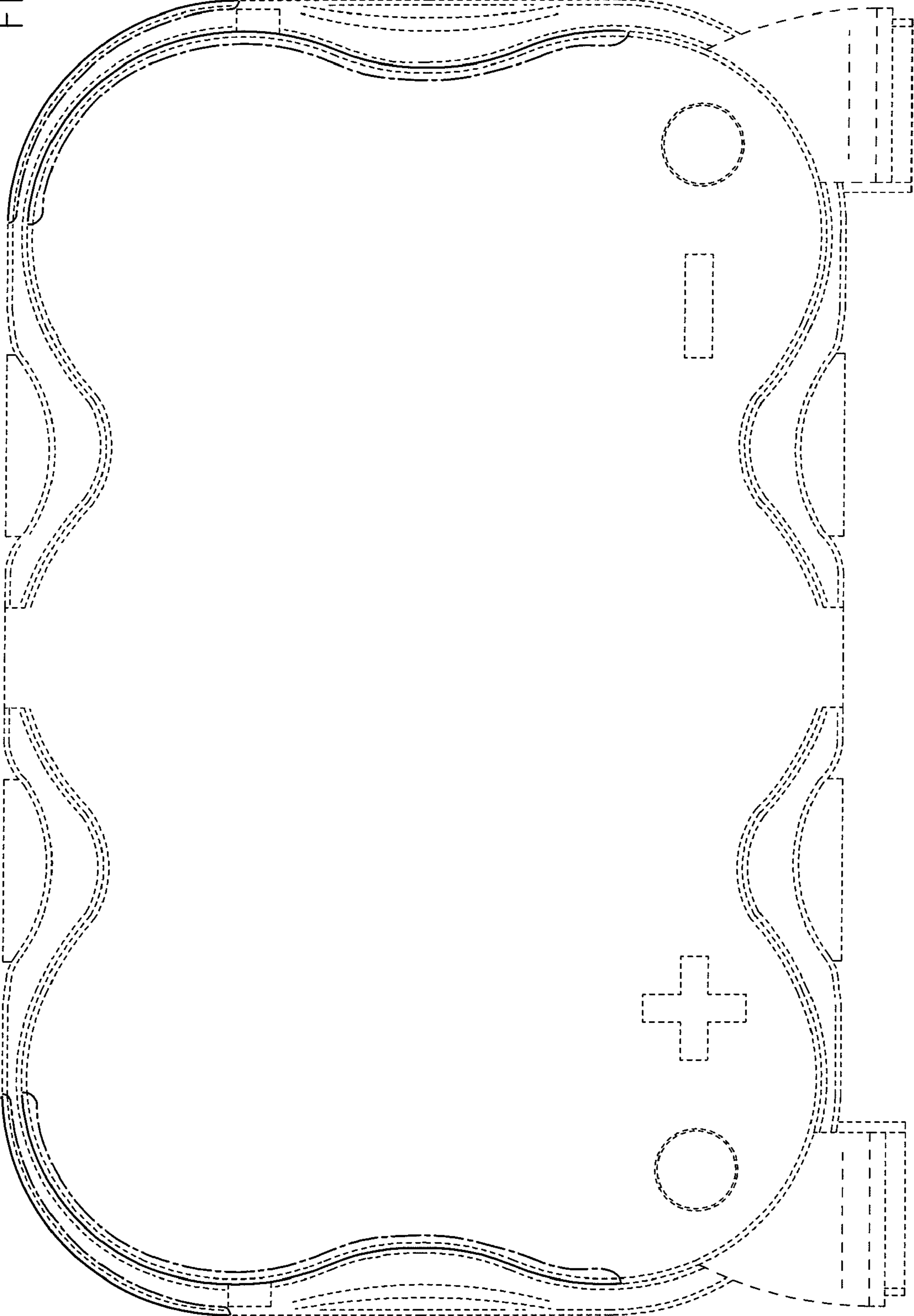


FIG. 3

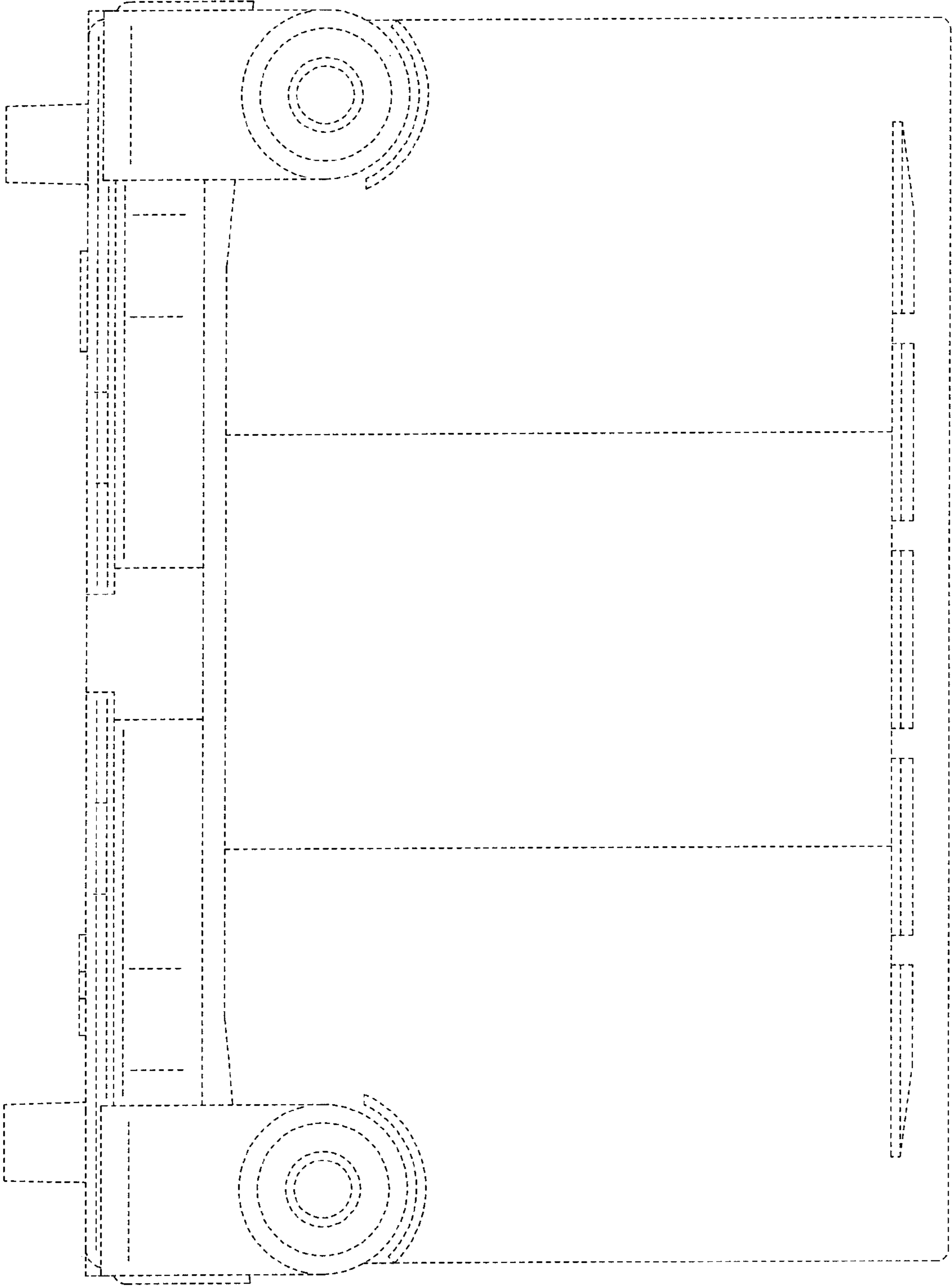


FIG. 4

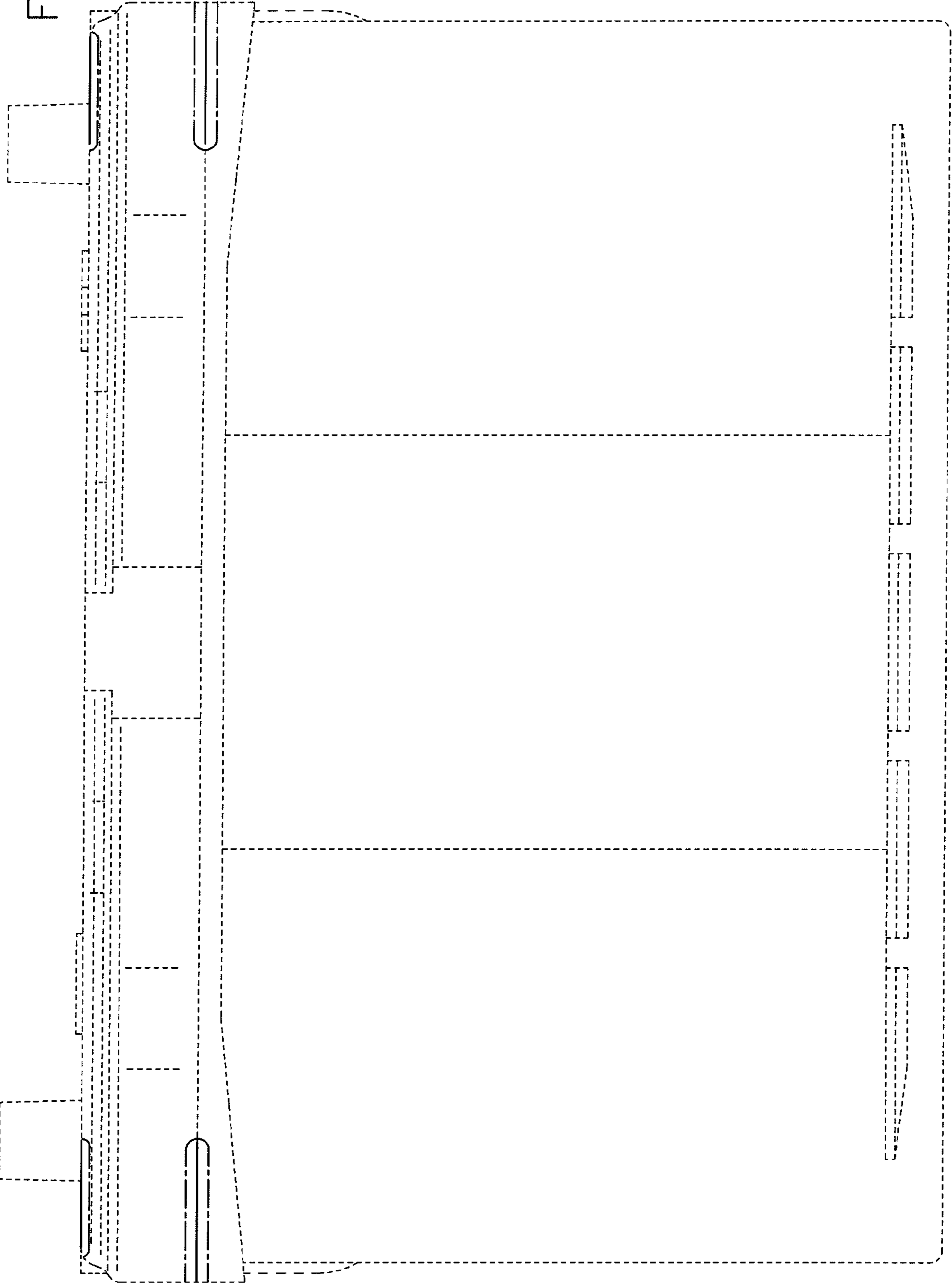


FIG. 5

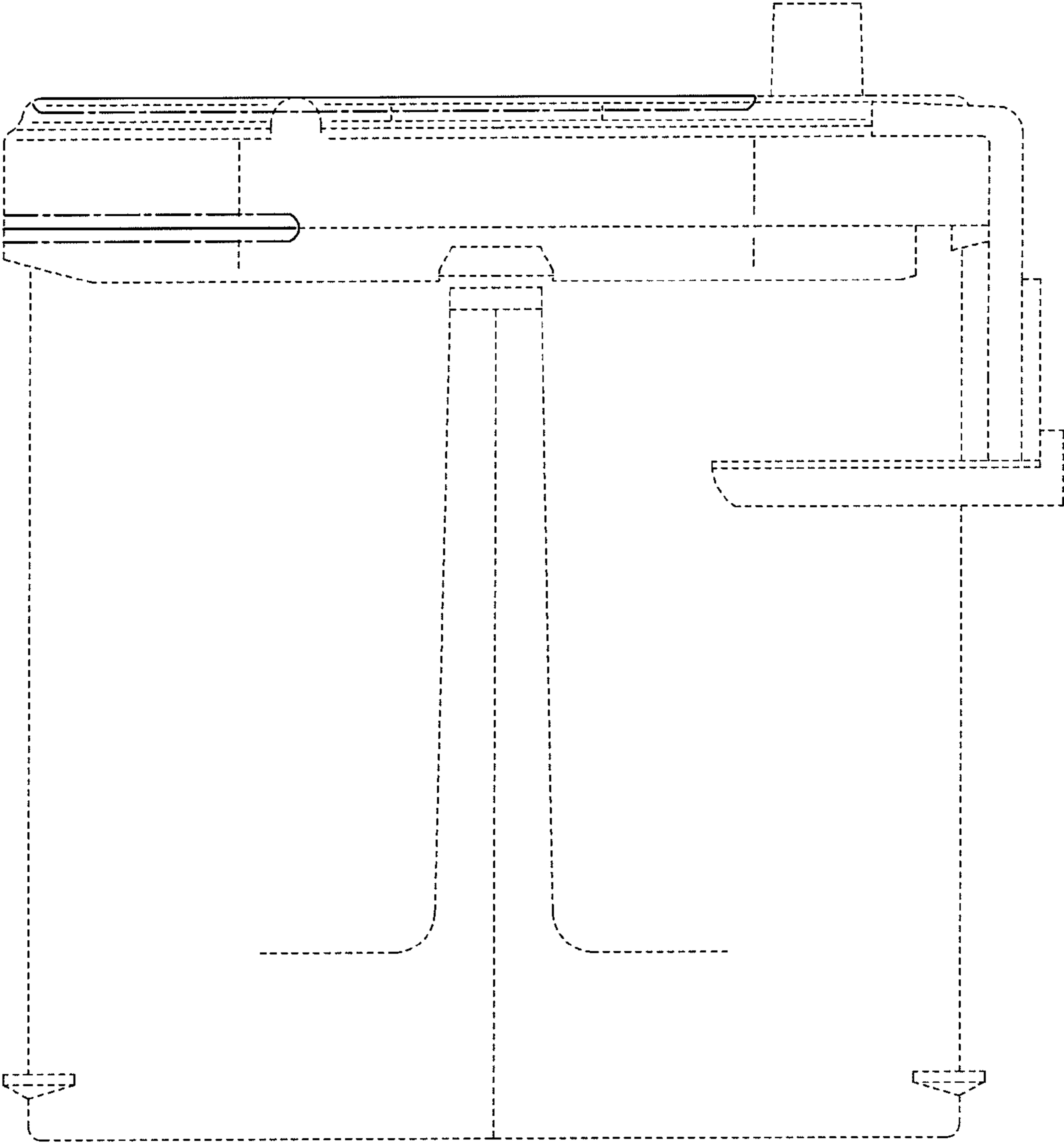


FIG. 6

