



US00D621344S

(12) **United States Design Patent**
Yamaguchi

(10) **Patent No.:** **US D621,344 S**

(45) **Date of Patent:** **** Aug. 10, 2010**

(54) **AUTOMOBILE TIRE**

(75) Inventor: **Suguru Yamaguchi**, Tokyo (JP)

(73) Assignee: **Bridgestone Corporation**, Tokyo (JP)

(**) Term: **14 Years**

(21) Appl. No.: **29/338,030**

(22) Filed: **Jun. 3, 2009**

(30) **Foreign Application Priority Data**

Dec. 10, 2008 (JP) 2008-031416

(51) **LOC (9) Cl.** **12-15**

(52) **U.S. Cl.** **D12/588**

(58) **Field of Classification Search** D12/568-603;
152/209.1, 209.5, 209.8, 209.12, 209.18,
152/209.21, 209.9

See application file for complete search history.

(56) **References Cited**

U.S. PATENT DOCUMENTS

D194,733 S	*	2/1963	Hawkinson	D12/574
D397,970 S	*	9/1998	Le et al.	D12/580
D428,836 S	*	8/2000	Grosskopf et al.	D12/580
D428,837 S	*	8/2000	Grosskopf et al.	D12/574
D461,446 S	*	8/2002	Janjareh et al.	D12/588
D464,614 S		10/2002	Irimiya		
D470,454 S	*	2/2003	Helt	D12/582
D499,376 S	*	12/2004	Nonaka	D12/590
D517,980 S		3/2006	Umstot et al.		
D531,115 S		10/2006	Ikeda		

D534,484 S	*	1/2007	Feider et al.	D12/584
D558,137 S	*	12/2007	Maziarka et al.	D12/601
D585,816 S	*	2/2009	Campana	D12/584
D604,229 S	*	11/2009	Le et al.	D12/582
D606,485 S	*	12/2009	Williamson et al.	D12/588
D606,931 S	*	12/2009	Radulescu et al.	D12/600
D609,169 S	*	2/2010	Feider	D12/588

OTHER PUBLICATIONS

Russian Office Action in counterpart Russian Application No. 2009501518 (3 pages).

* cited by examiner

Primary Examiner—Caron Veynar

Assistant Examiner—George D Kirschbaum

(74) *Attorney, Agent, or Firm*—Sughrue Mion, PLLC

(57) **CLAIM**

The ornamental design for an automobile tire, as shown and described.

DESCRIPTION

FIG. 1 is a perspective view of the automobile tire according to the present invention, the tread pattern repeating uniformly around the circumference of the tire;

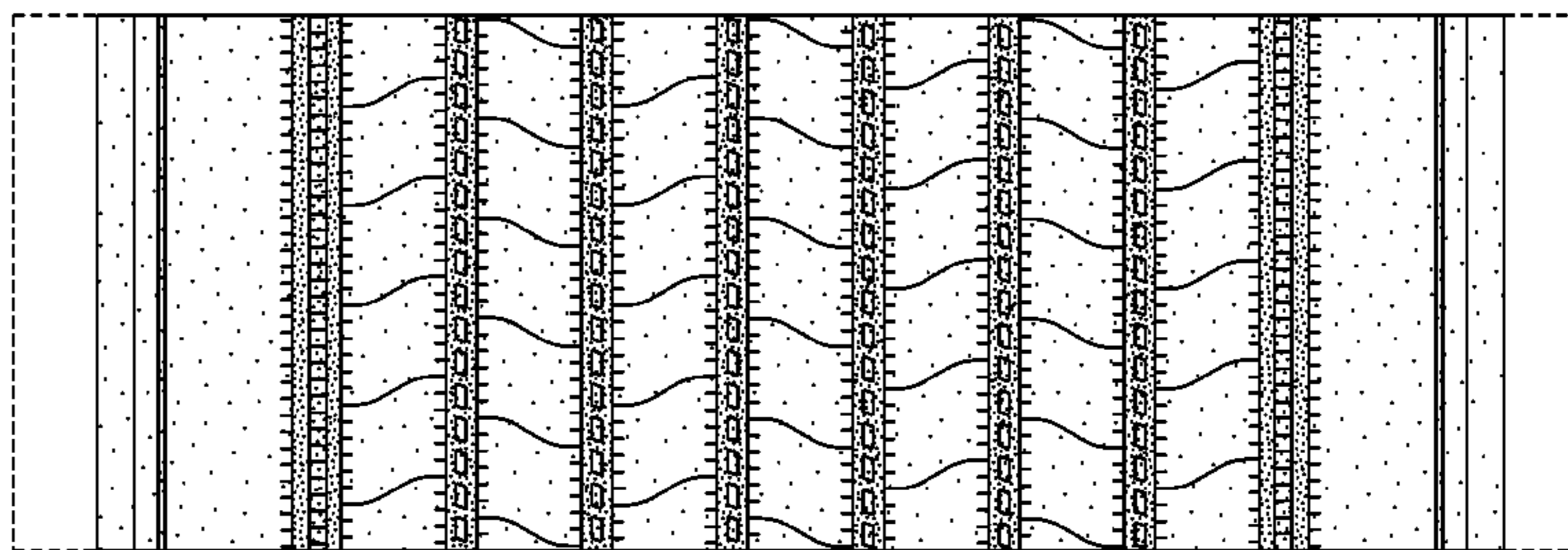
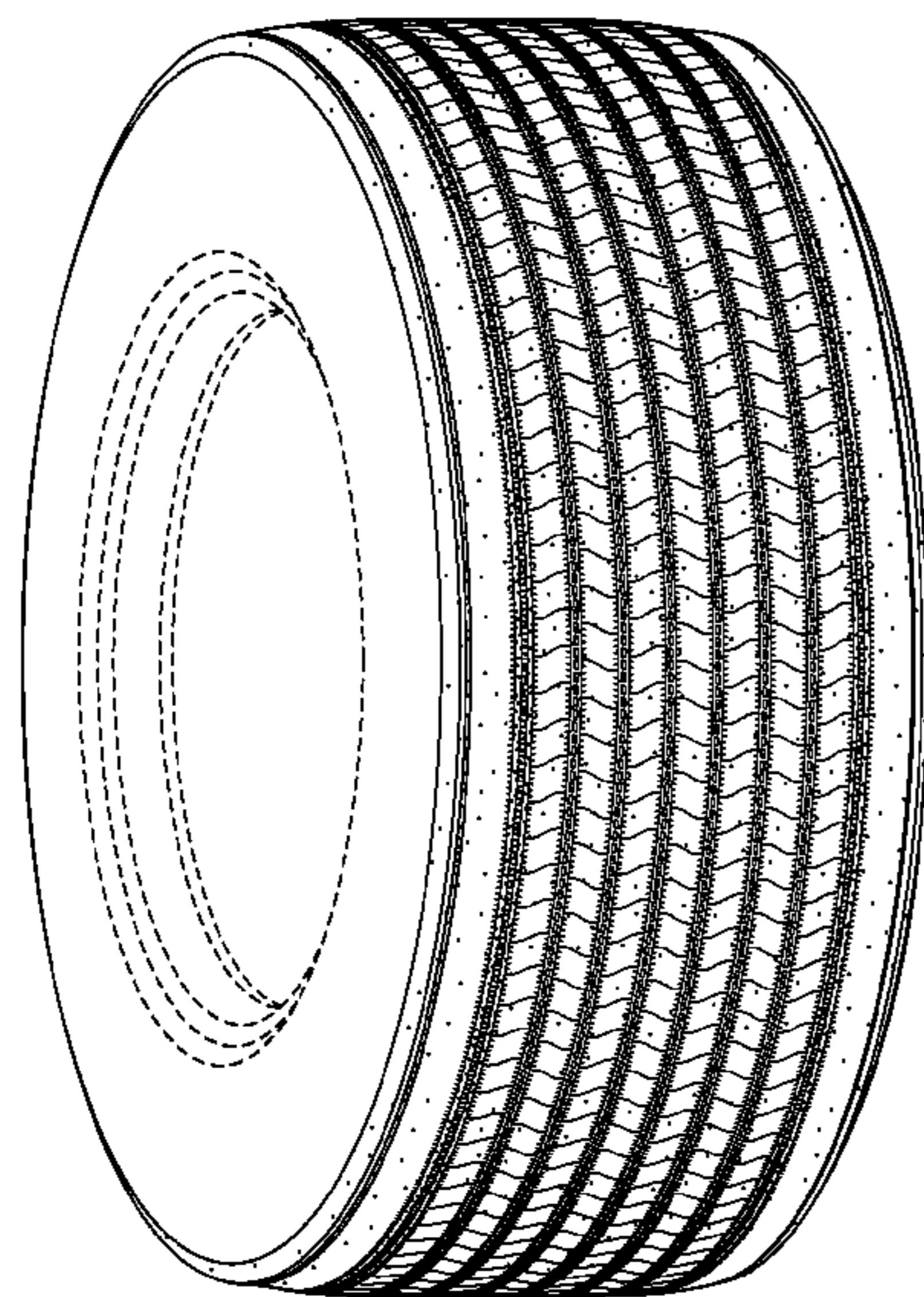
FIG. 2 is a front view thereof;

FIG. 3 is a right side view thereof, the left side being a mirror image; and,

FIG. 4 is a partially enlarged view thereof.

Broken lines are used to show environmental structure only, and form no part of the claimed design.

1 Claim, 4 Drawing Sheets



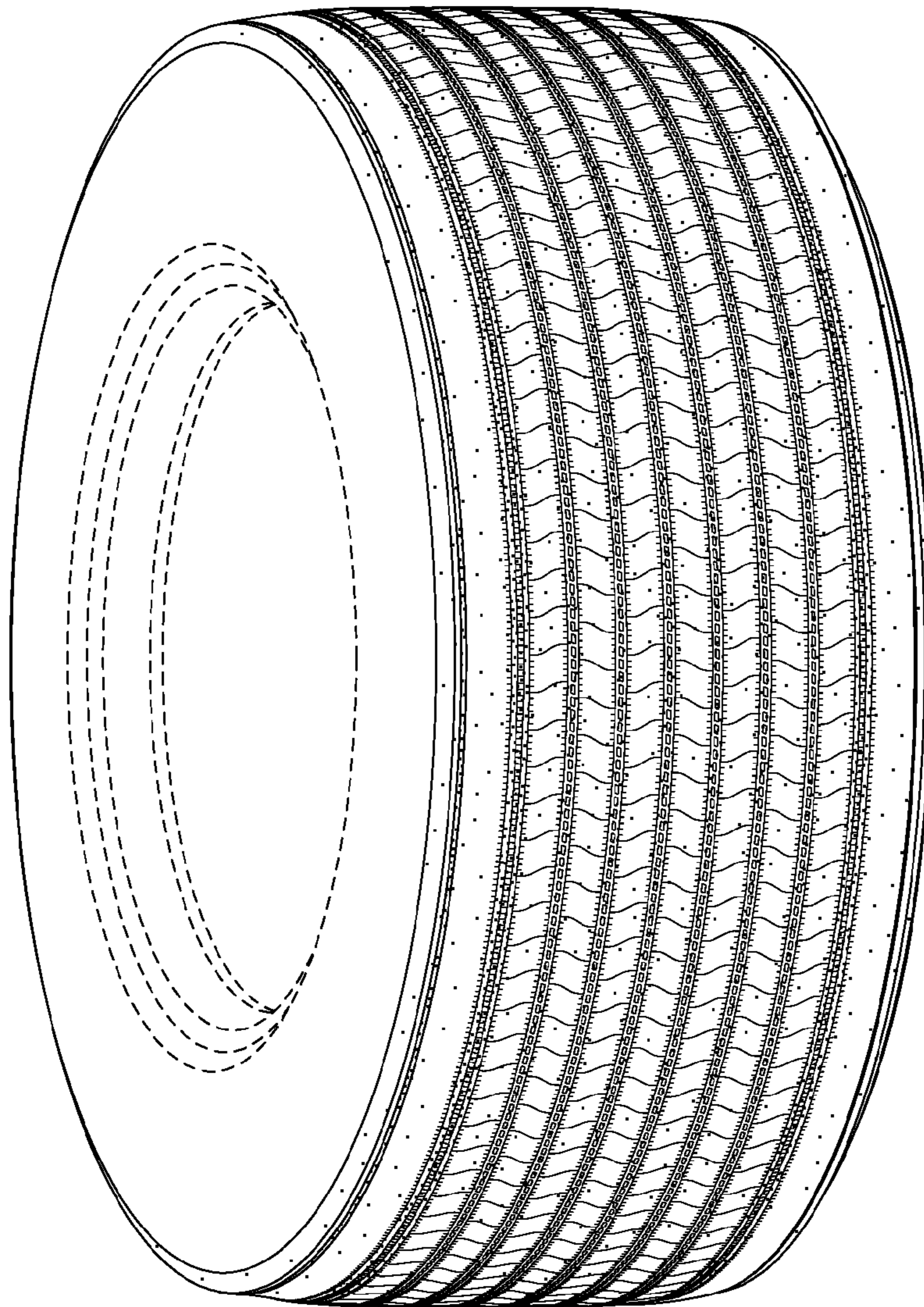


FIG. 1

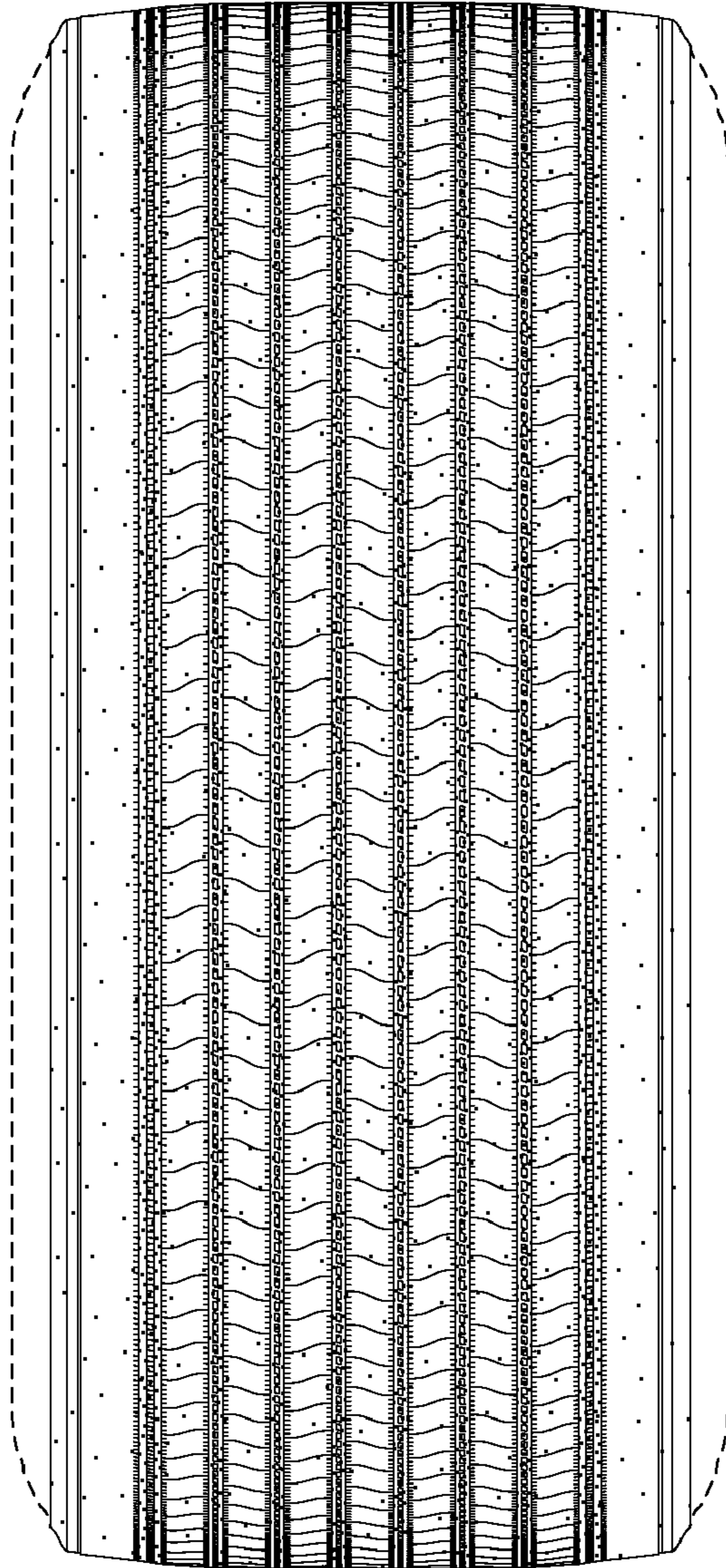


FIG. 2

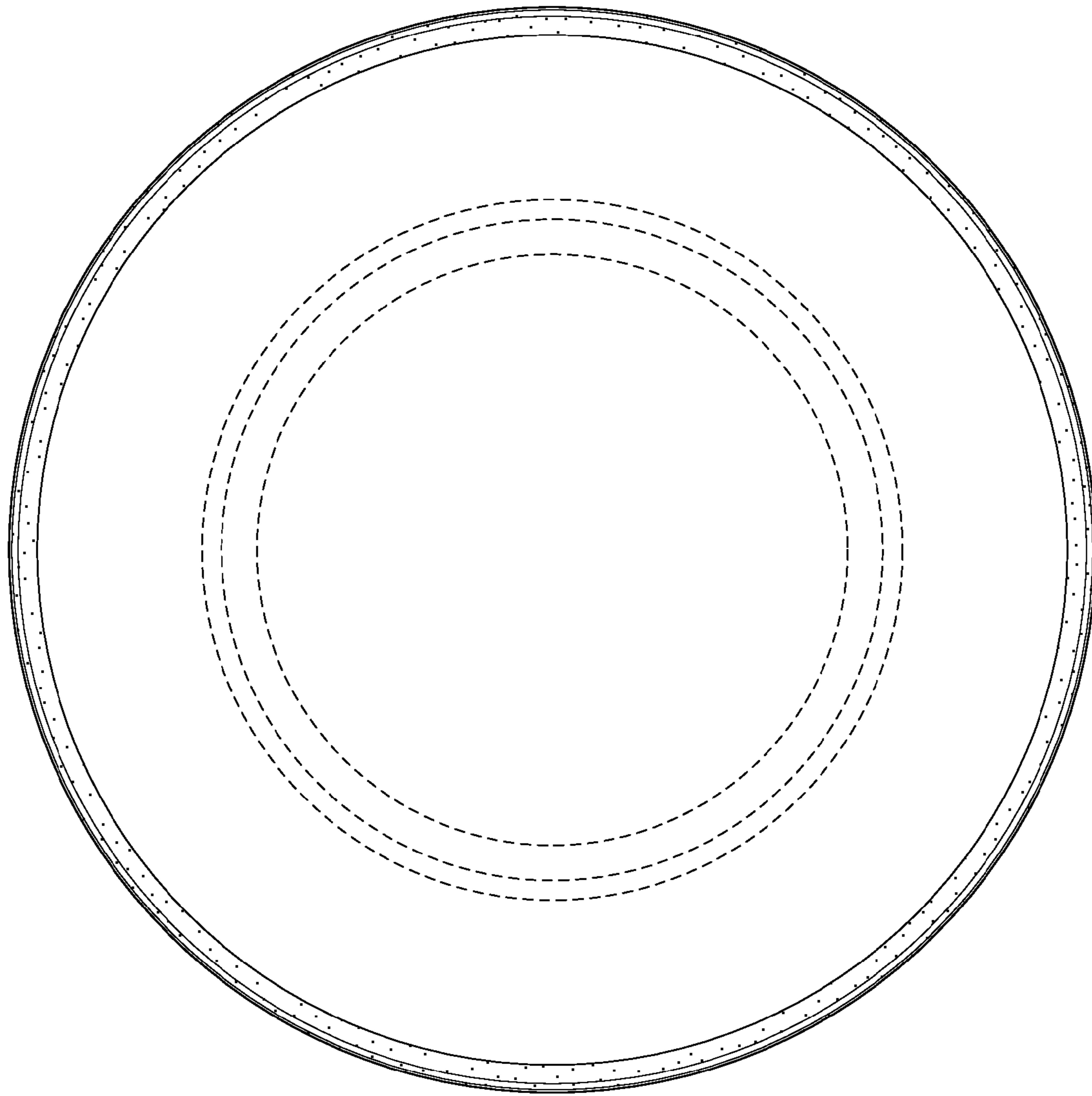


FIG. 3

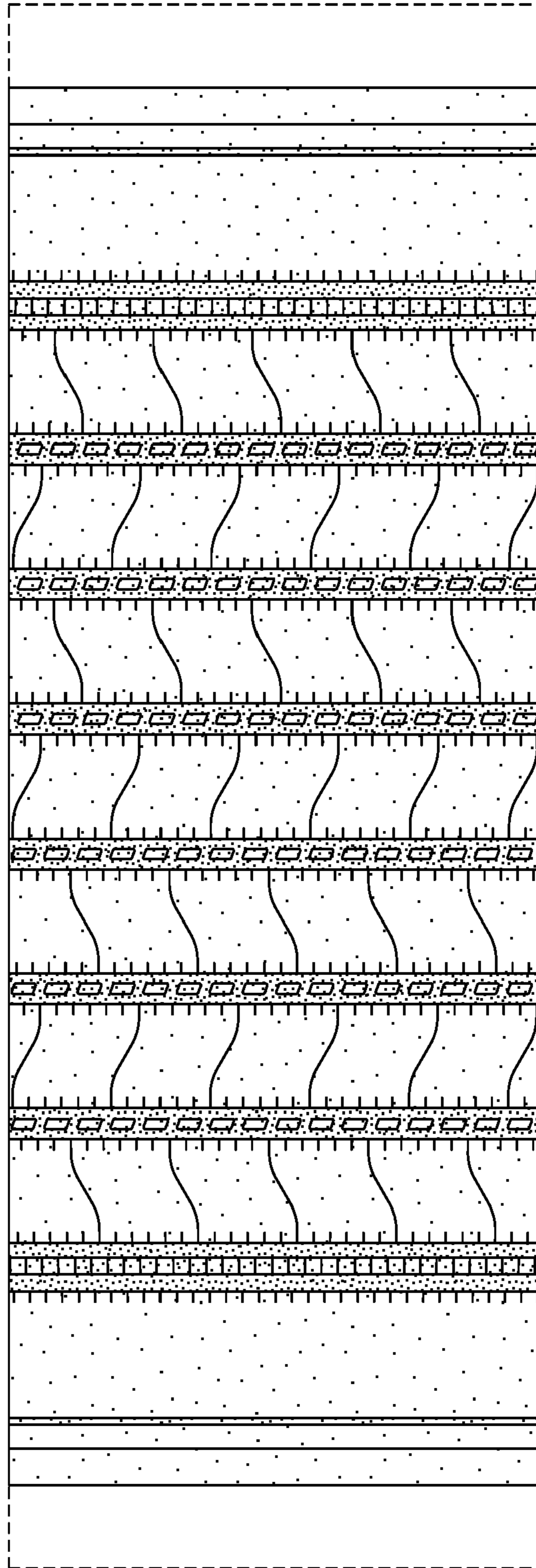


FIG. 4