



US00D621310S

(12) **United States Design Patent**
Danielsson

(10) **Patent No.:** **US D621,310 S**

(45) **Date of Patent:** **** Aug. 10, 2010**

(54) **ROTOR**

(75) Inventor: **Carl-Magnus Danielsson**, Marietta, GA (US)

(73) Assignee: **Harry Soderstrom**, Marietta, GA (US)

(**) Term: **14 Years**

(21) Appl. No.: **29/304,892**

(22) Filed: **Mar. 10, 2008**

(51) **LOC (9) Cl.** **12-16**

(52) **U.S. Cl.** **D12/180**

(58) **Field of Classification Search** D12/180,
D12/174, 400; D15/138-140, 3; 72/339;
188/73.31-73.39, 74.43, 73.45, 218 XL,
188/73.1, 250 B, 250 E, 250 R, 251 R, 250 G;
192/107 M, 107 R; 428/443; 488/1.11 W,
488/1.11 R; 156/117; 29/417

See application file for complete search history.

(56) **References Cited**

U.S. PATENT DOCUMENTS

D199,620 S *	11/1964	Kay	D12/180
4,926,978 A *	5/1990	Shibata et al.	188/73.1
D346,998 S *	5/1994	Steinke et al.	D12/180
D357,661 S *	4/1995	Steinke et al.	D12/180
D368,462 S *	4/1996	Steinke et al.	D12/180
6,019,205 A *	2/2000	Willwerth et al.	192/107 R
6,431,331 B1 *	8/2002	Arbesman	188/250 G
D466,846 S *	12/2002	Krivenkoff	D12/180

D528,951 S *	9/2006	Oben	D12/180
D576,089 S *	9/2008	Jones	D12/180
D581,844 S *	12/2008	Ohigashi et al.	D12/180
D595,625 S *	7/2009	Danielsson	D12/180
D595,627 S *	7/2009	Danielsson	D12/180
D612,804 S *	3/2010	Schmeisser	D13/122
2001/0040077 A1 *	11/2001	Qian et al.	188/218 XL
2002/0033315 A1 *	3/2002	Yamane	192/107 M

* cited by examiner

Primary Examiner—Robert M Spear

Assistant Examiner—Cynthia Underwood

(74) *Attorney, Agent, or Firm*—Stephen J. Stark; Miller & Martin PLLC

(57) **CLAIM**

The ornamental design for a rotor, as shown and described.

DESCRIPTION

FIG. 1 is a perspective view of a rotor;

FIG. 2 is a top elevational view thereof;

FIG. 3 is a bottom elevational view thereof;

FIG. 4 is a left side view thereof;

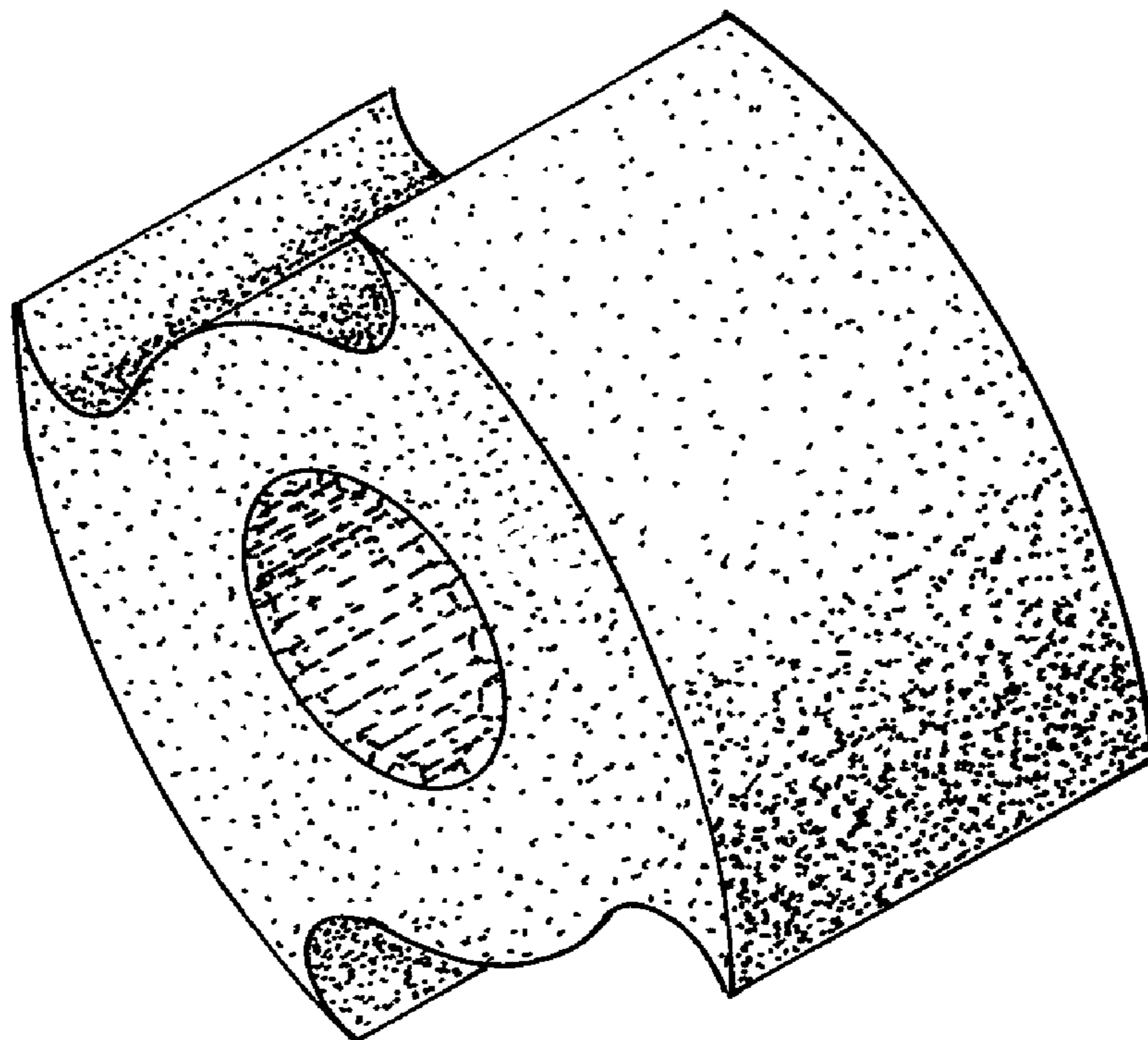
FIG. 5 is a right side view thereof;

FIG. 6 is a bottom view thereof; and,

FIG. 7 is a top view thereof.

The broken lines represent portions of the structure that form no part of the claim.

1 Claim, 2 Drawing Sheets



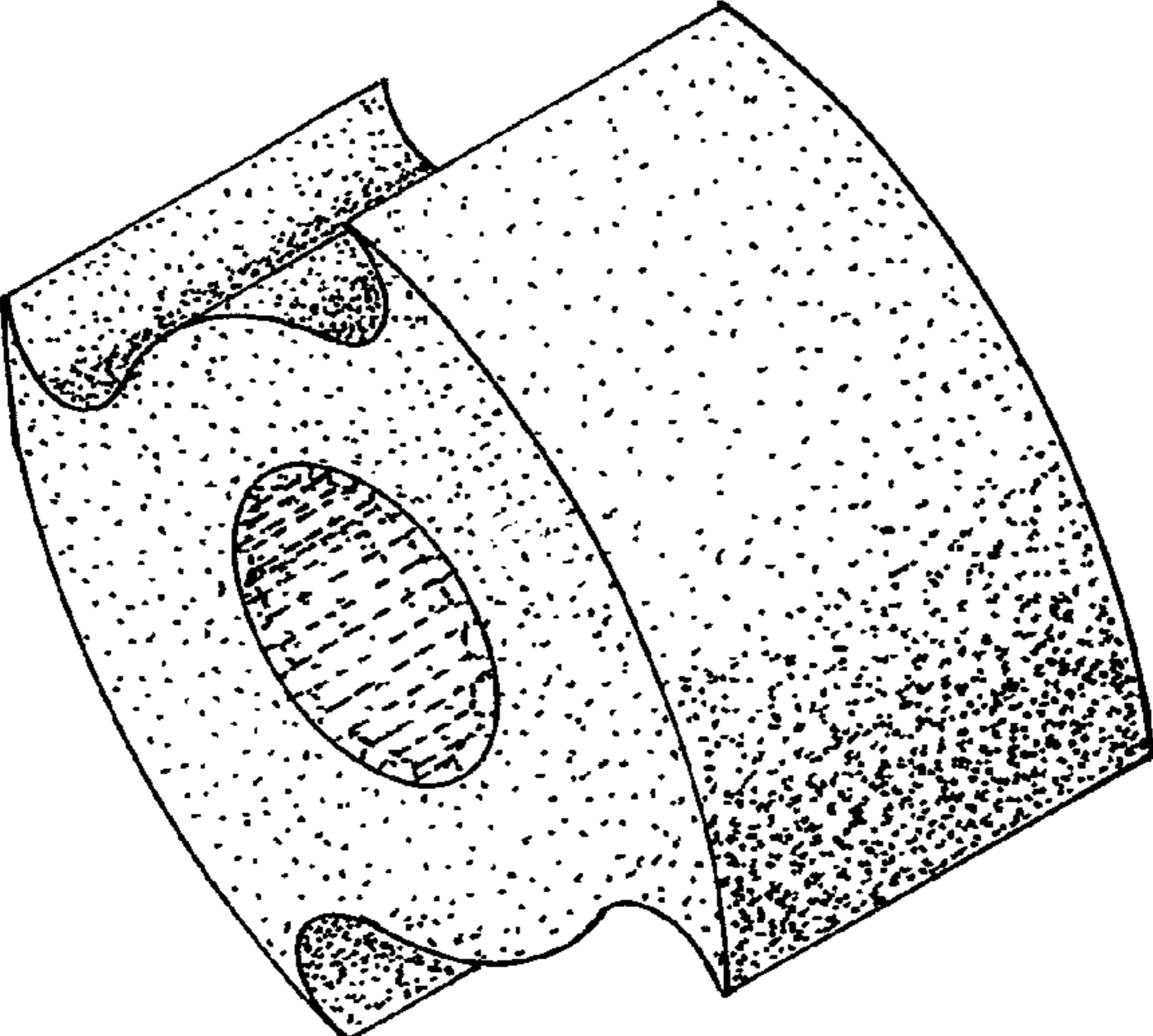


FIG. 1

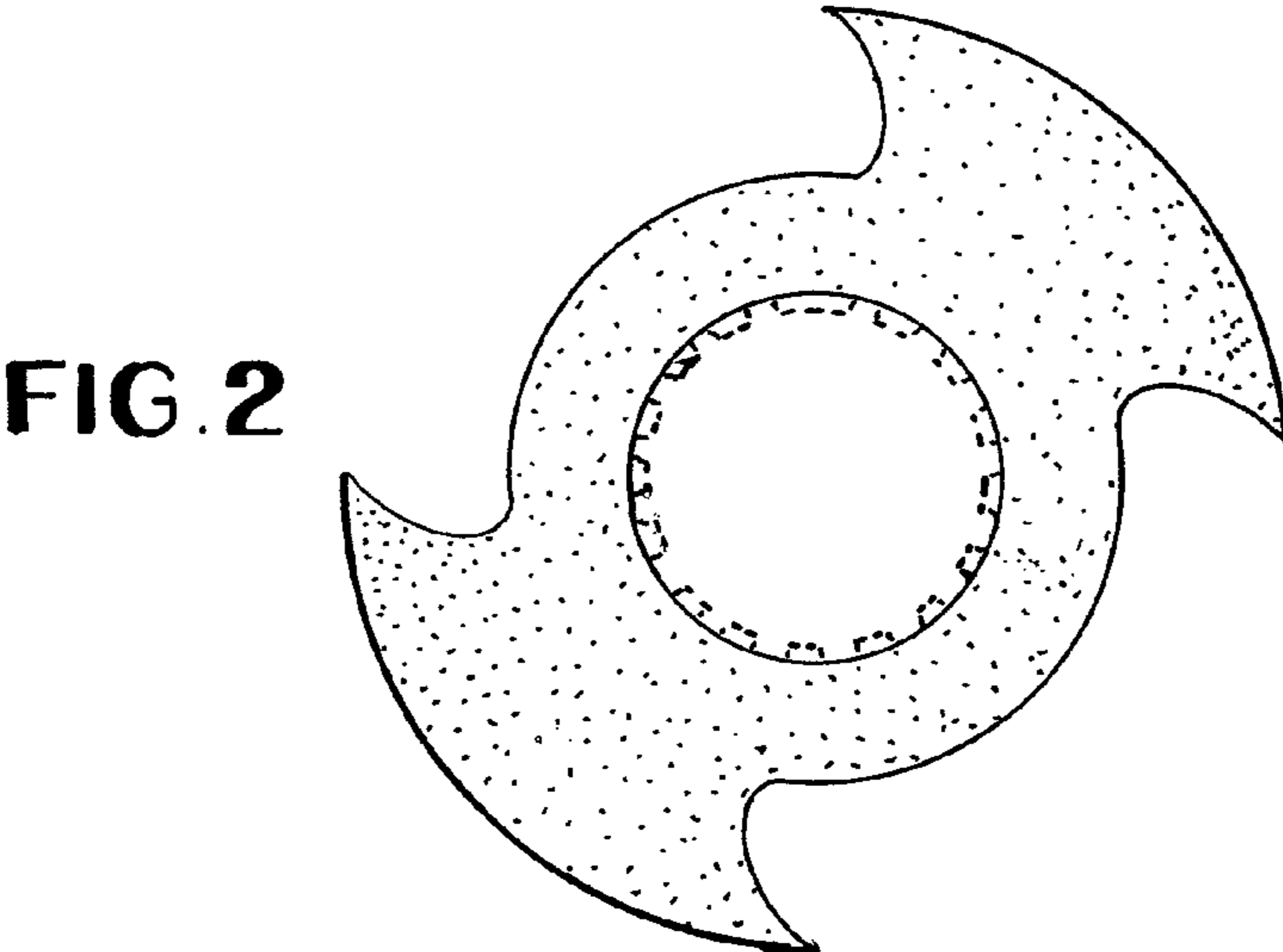


FIG. 2

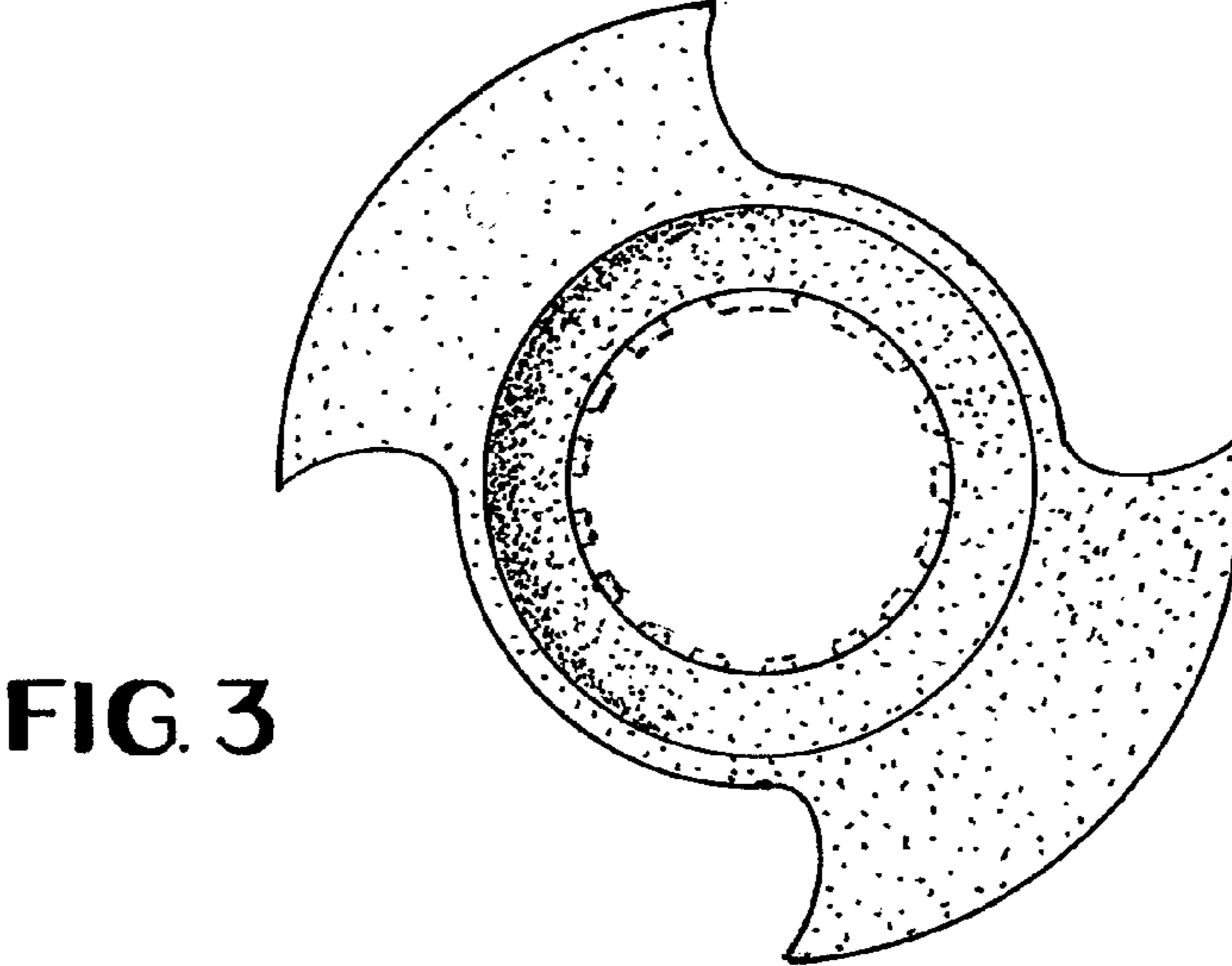


FIG. 3

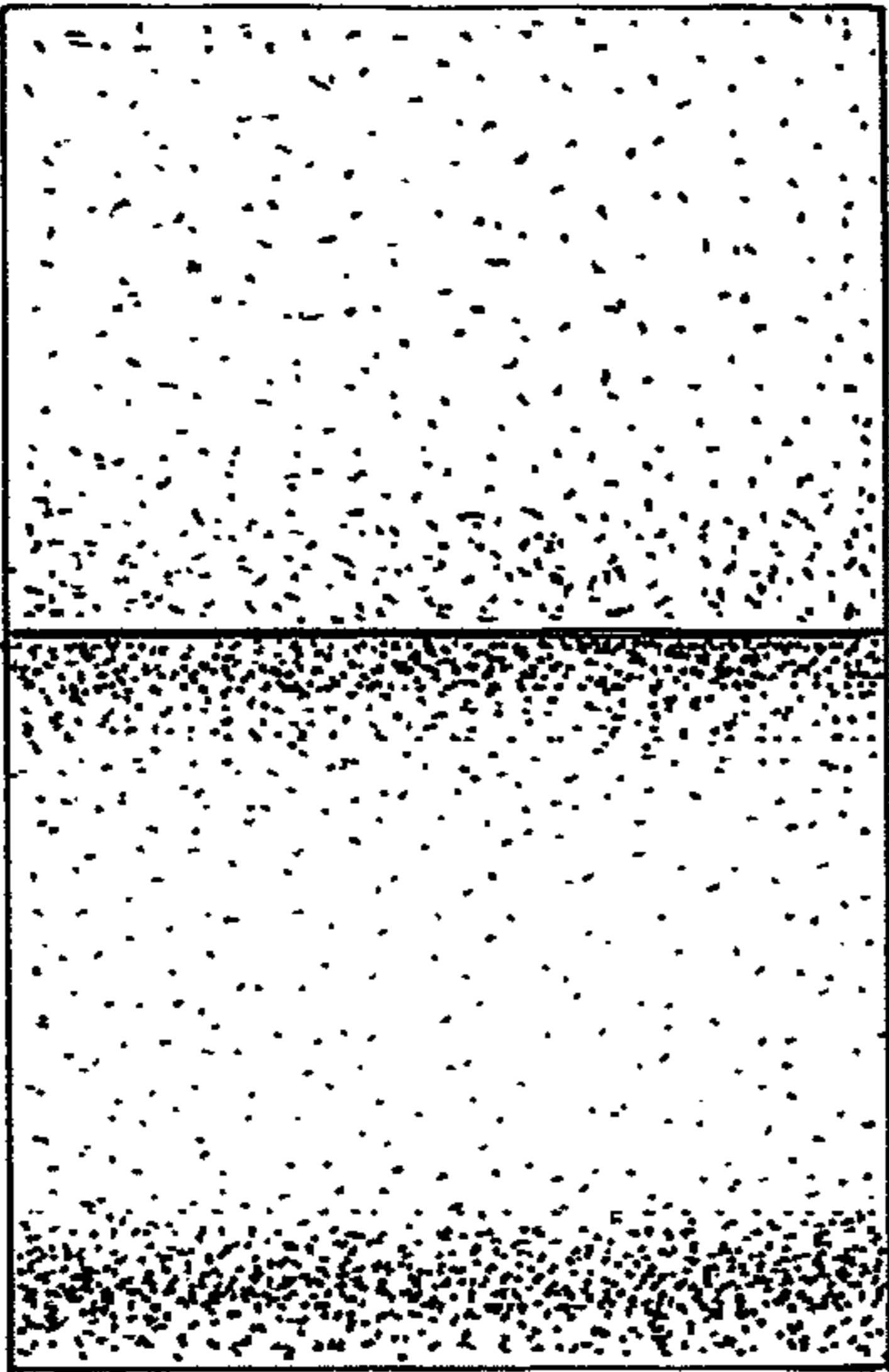


FIG. 4




FIG. 5




FIG. 6

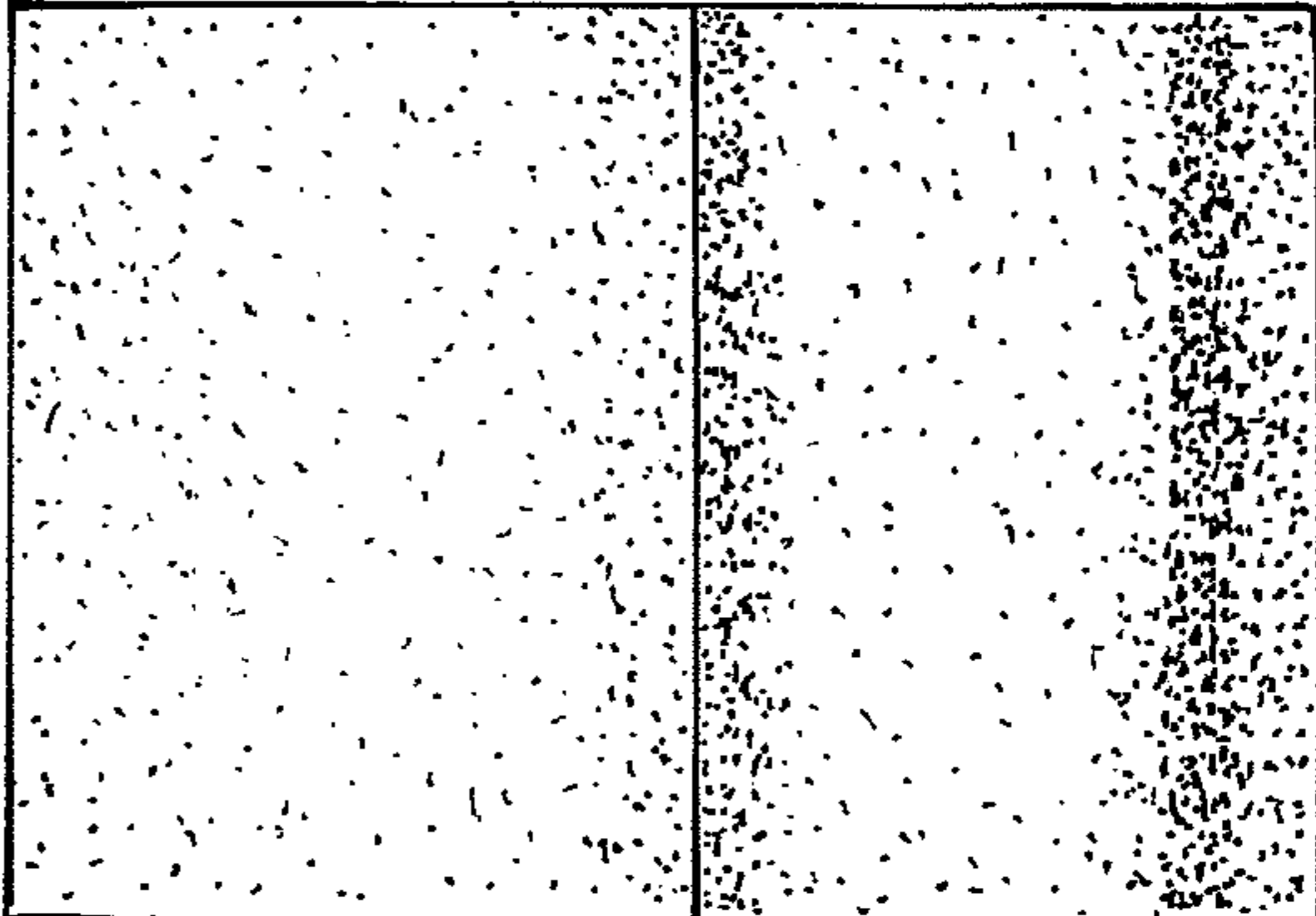


FIG. 7