



US00D621301S

(12) **United States Design Patent**
Hayashi et al.

(10) **Patent No.:** **US D621,301 S**
(45) **Date of Patent:** **** Aug. 10, 2010**

(54) **MOTORCYCLE OR MOTORCYCLE REPLICA**

2006/0260858 A1* 11/2006 Suzuki 180/219

FOREIGN PATENT DOCUMENTS

(75) Inventors: **Kazuhito Hayashi**, Wako (JP); **Daisuke Soeno**, Wako (JP)

NZ 403376 3/2008

OTHER PUBLICATIONS

(73) Assignee: **Honda Motor Co., Ltd.**, Tokyo (JP)

Suzuki 2003 Motorcycles, Scooters, and ATVs catalog, Off-Road Youth bike Nos. Dr--Z125 and JR50 (page not numbered).*
Honda Motor Co., Ltd., p. 5 of the Domestic Catalog No. 161, 2006, which the Design Division of the Japan Patent Office received on Aug. 3, 2006.

(**) Term: **14 Years**

(21) Appl. No.: **29/342,820**

(22) Filed: **Sep. 1, 2009**

* cited by examiner

Related U.S. Application Data

Primary Examiner—Susan Moon Lee
Assistant Examiner—Linda G. Brooks

(63) Continuation of application No. 29/325,337, filed on Sep. 29, 2008.

(74) *Attorney, Agent, or Firm*—Birch, Stewart, Kolasch & Birch, LLP

(30) **Foreign Application Priority Data**

(57) **CLAIM**

Mar. 31, 2008 (JP) 2008-008114

The ornamental design for a motorcycle or motorcycle replica, as shown and described.

(51) **LOC (9) Cl.** **12-11**

(52) **U.S. Cl.** **D12/110**

(58) **Field of Classification Search** D12/110,
D12/126; 180/219, 220, 225, 229; 296/77.1,
296/78.1, 192, 193.01–193.05; 280/288.4,
280/304.3, 152.1–152.3, 848, 852

DESCRIPTION

See application file for complete search history.

FIG. 1 is a perspective view from the left side of a motorcycle or motorcycle replica.

FIG. 2 is a perspective view from the right side thereof.

FIG. 3 is a perspective view from the left side thereof.

FIG. 4 is a perspective view from the right side thereof.

FIG. 5 is a front elevation view thereof.

FIG. 6 is a rear elevation view thereof

FIG. 7 is a left side elevation view thereof.

FIG. 8 is a right side elevation view thereof.

FIG. 9 is a top plan view thereof; and,

FIG. 10 is a bottom plan view thereof.

The broken line structures form no part of the claimed invention.

(56) **References Cited**

U.S. PATENT DOCUMENTS

D270,047 S	8/1983	Kataoka et al.	
D273,854 S	5/1984	Ishiyama	
D384,600 S	10/1997	Miwa et al.	
D384,601 S	10/1997	Hiruma et al.	
D385,226 S	10/1997	Mogi et al.	
D387,017 S	12/1997	Wakita et al.	
D395,849 S	7/1998	Maruyama et al.	
D430,822 S	9/2000	Sakaguchi et al.	
D497,330 S	10/2004	Fukuyama et al.	
D515,985 S *	2/2006	Kishi et al.	D12/126
D598,330 S *	8/2009	Miyamishi et al.	D12/110

1 Claim, 10 Drawing Sheets

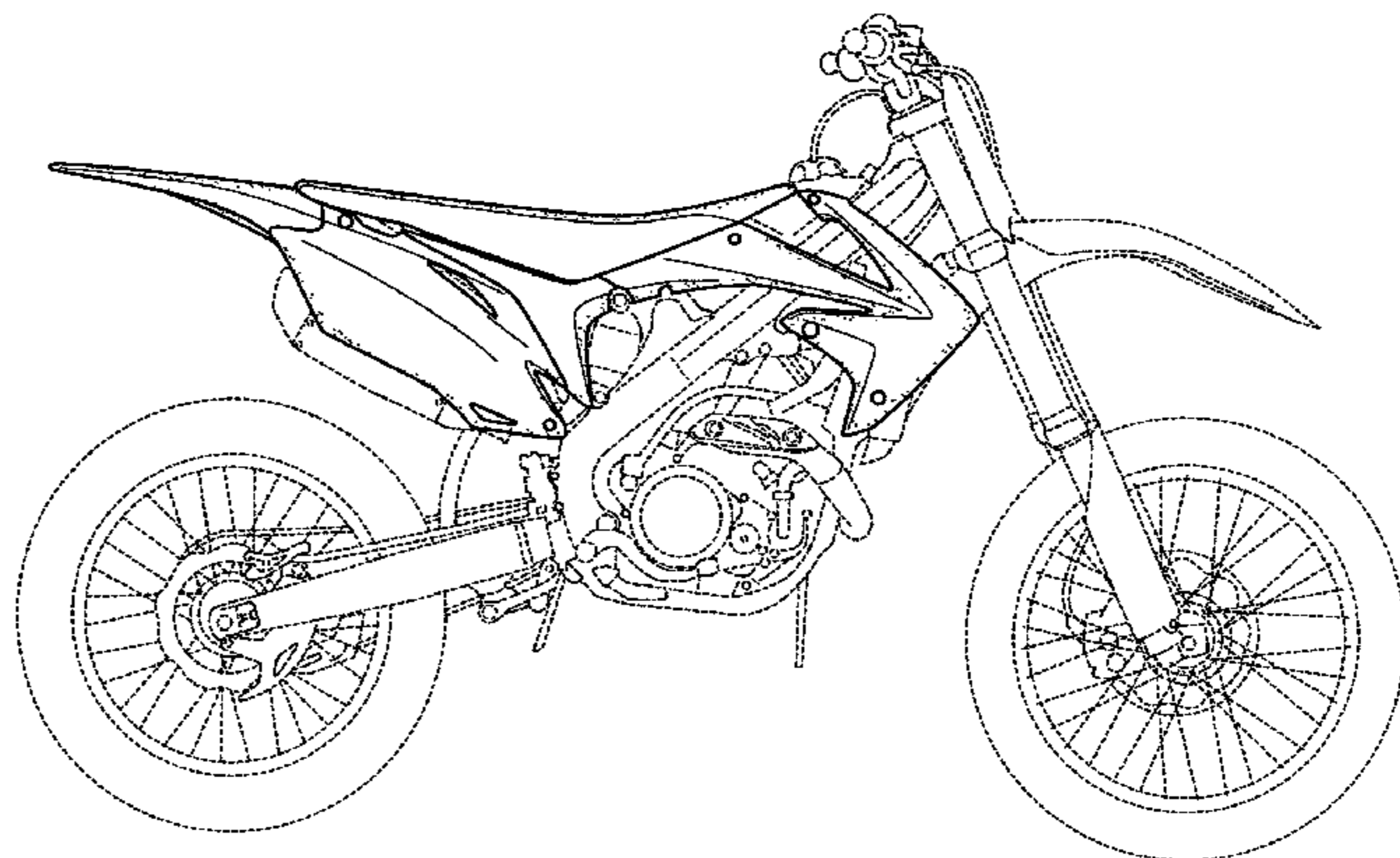



FIG. 1




FIG. 2




FIG. 3




FIG. 4

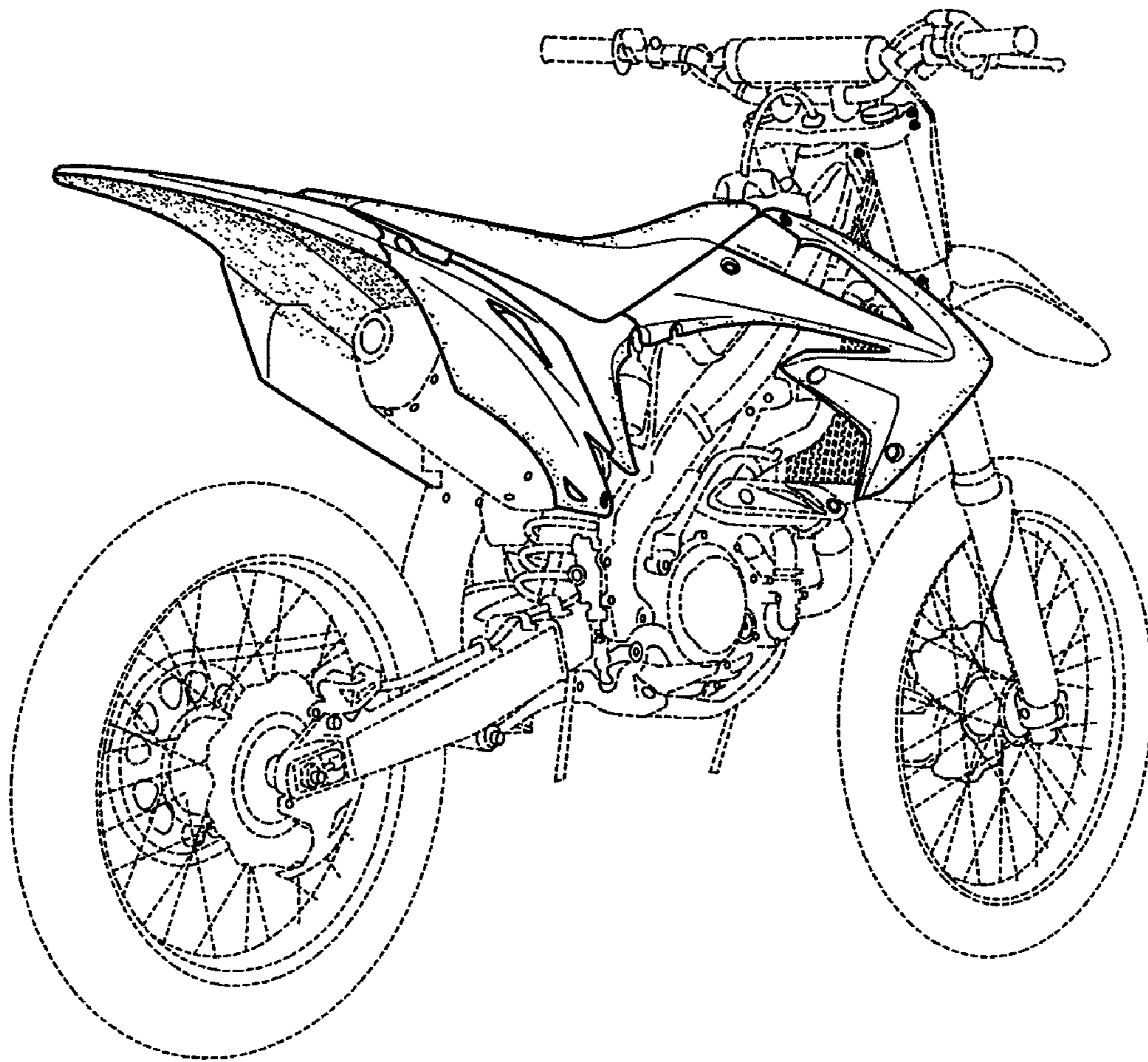


FIG. 5

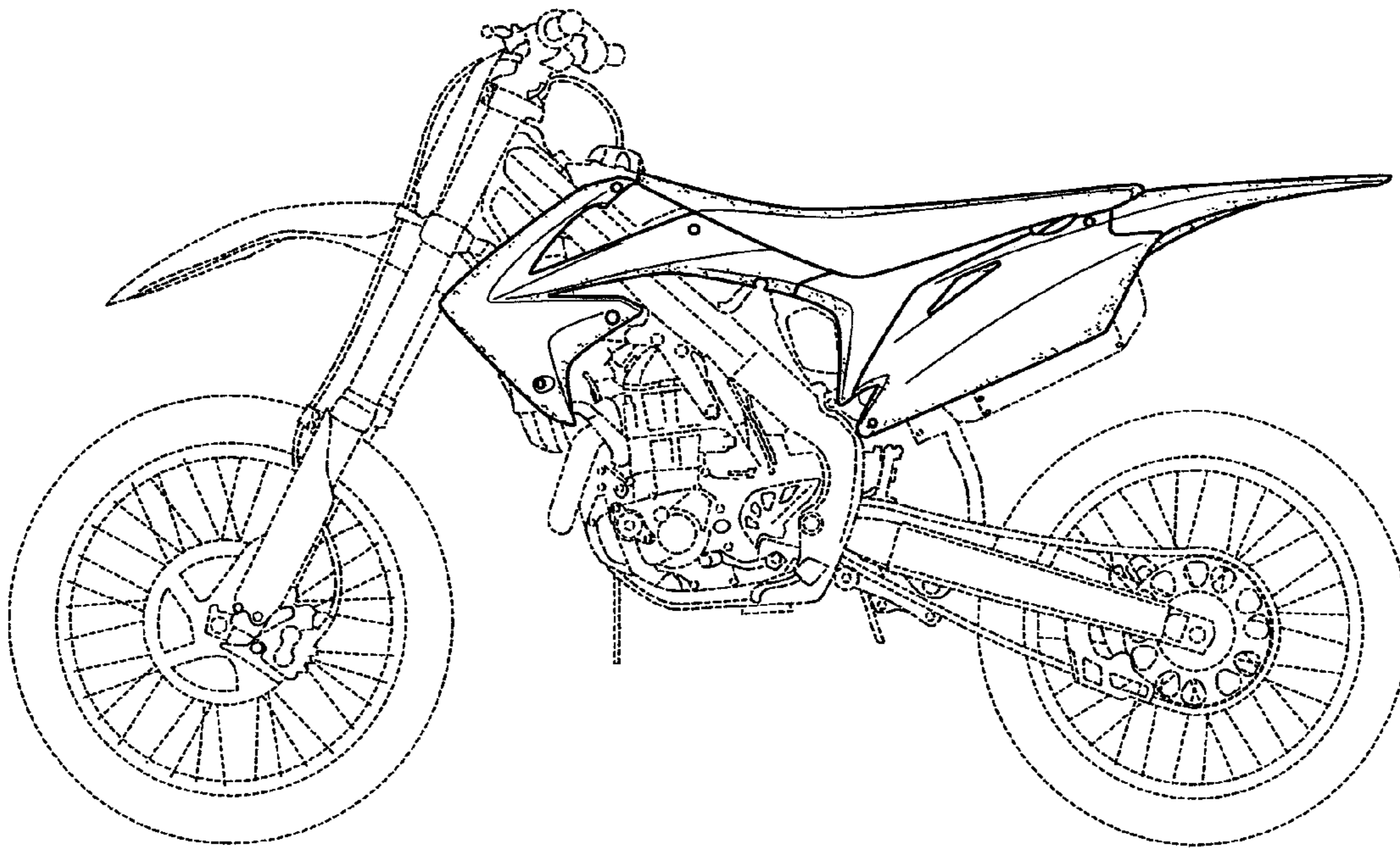


FIG. 6




FIG. 7

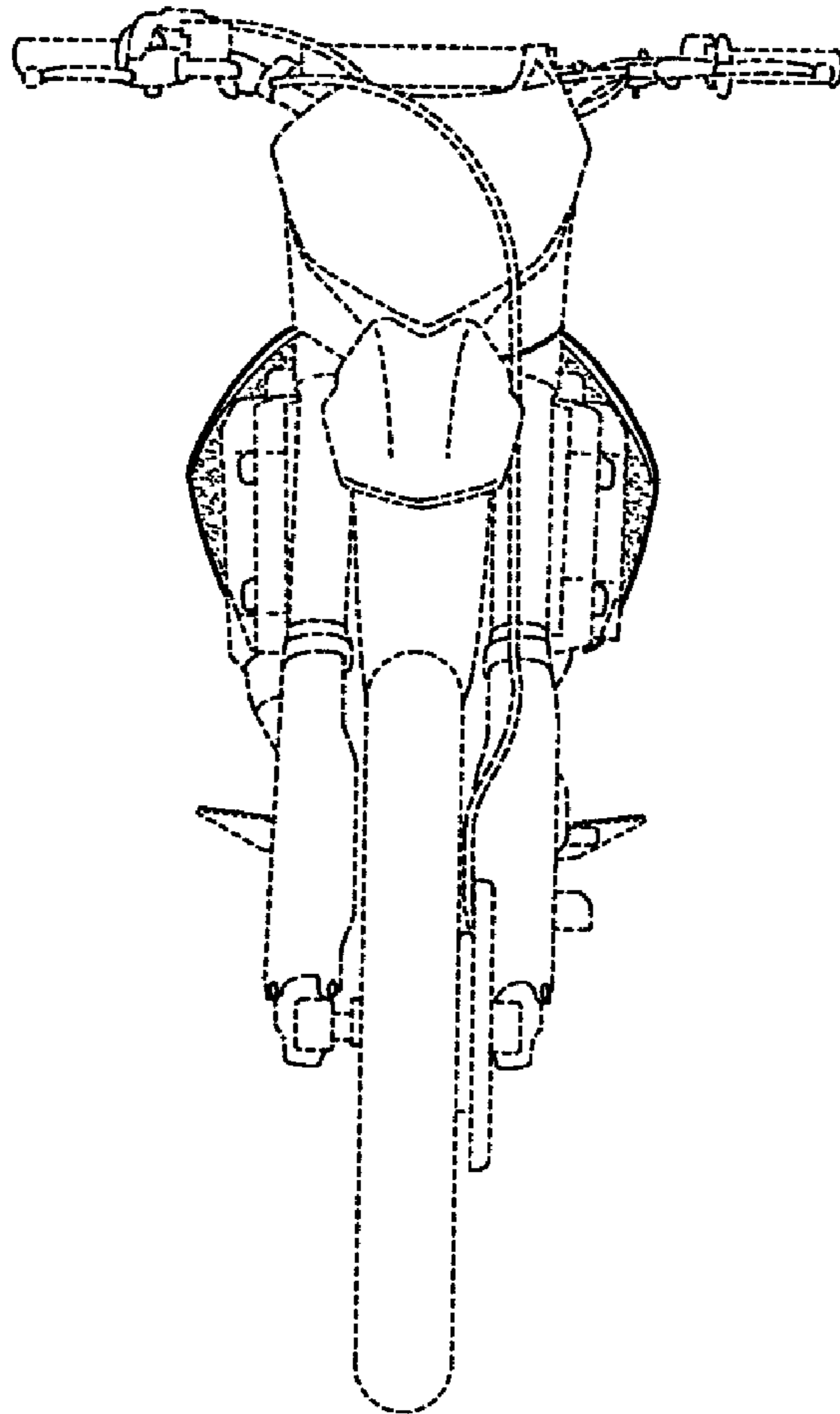


FIG. 8

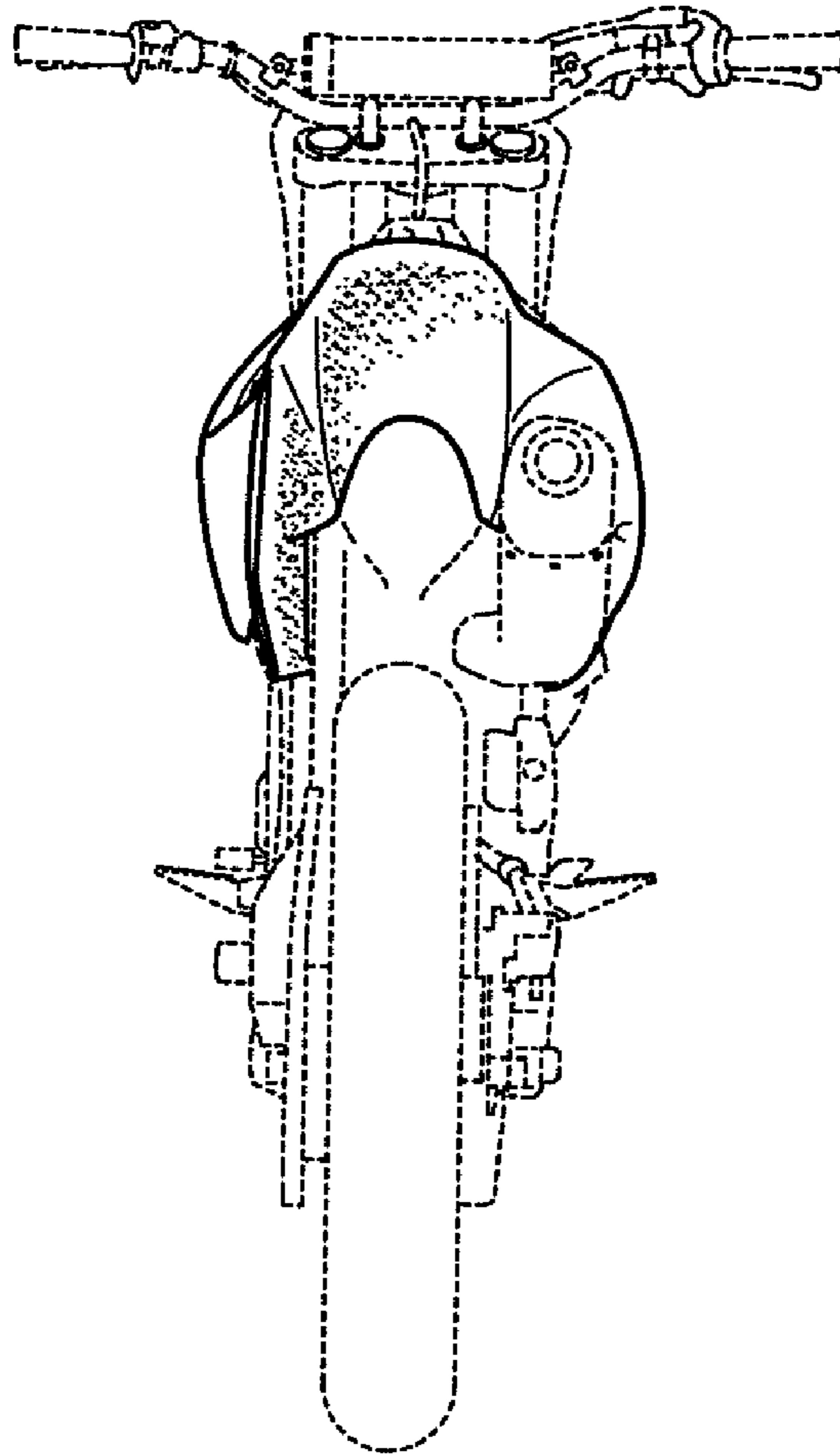


FIG. 9

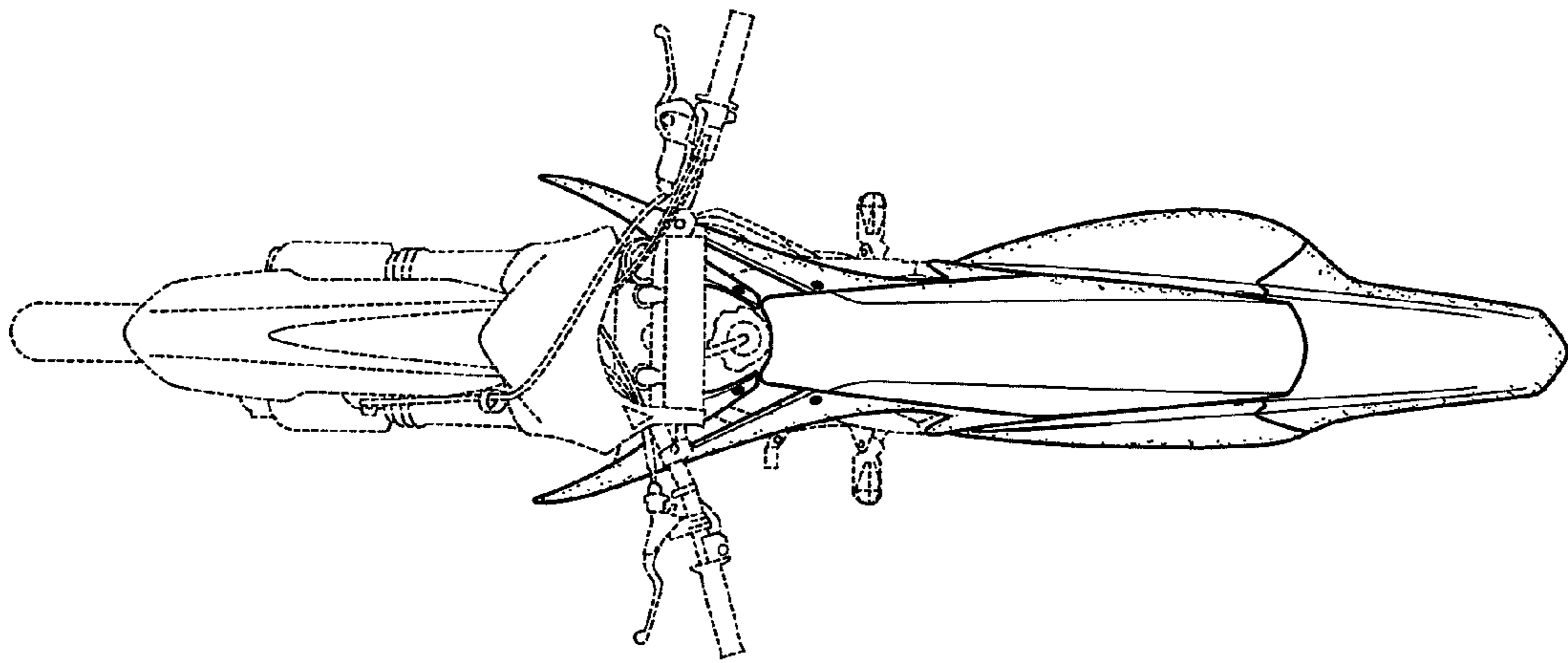


FIG. 10

