



US00D621298S

(12) **United States Design Patent**
Bruny

(10) **Patent No.:** **US D621,298 S**

(45) **Date of Patent:** **** Aug. 10, 2010**

(54) **CROWN-STYLED CLOTHING CLOSURE**

D600,158 S * 9/2009 Berich D11/95

* cited by examiner

(75) Inventor: **Wondgy Bruny**, Los Angeles, CA (US)

Primary Examiner—T. Chase Nelson

(73) Assignee: **Real Savage, Inc.**, Los Angeles, CA (US)

Assistant Examiner—Mark Cavanna

(74) *Attorney, Agent, or Firm*—Leason Ellis LLP

(**) Term: **14 Years**

(57) **CLAIM**

(21) Appl. No.: **29/346,600**

The ornamental design for a crown-styled clothing closure, as shown and described.

(22) Filed: **Nov. 3, 2009**

DESCRIPTION

(51) **LOC (9) Cl.** **02-07**

FIG. 1 is a front perspective view of a crown-styled clothing closure showing my new design;

(52) **U.S. Cl.** **D11/223**

FIG. 2 is a front elevation view thereof;

(58) **Field of Classification Search** D11/95–116, D11/200–241, 30, 44, 48, 81, 125, 133, 149, D11/157, 172; D2/871, 882; 24/614, 625, 24/650, 199–200, 170, 30.5 R, 318; D21/386, D21/658; D10/131; 63/3; D8/356

FIG. 3 is a bottom plan view thereof;

See application file for complete search history.

FIG. 4 is a right side plan view thereof, the left side view being a mirror image;

FIG. 5 is a top plan view thereof; and,

(56) **References Cited**

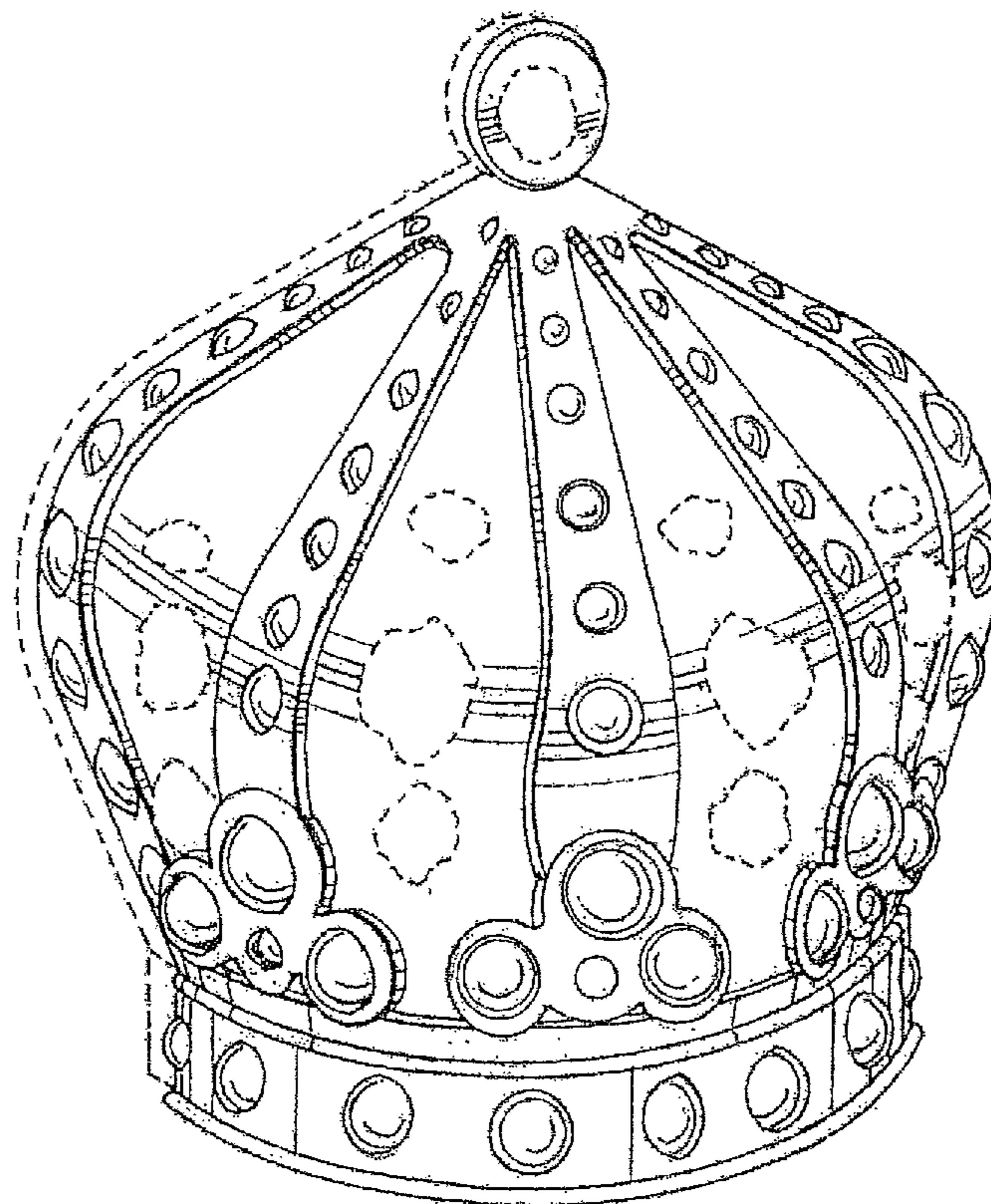
FIG. 6 is the front elevation view of FIG. 2, now showing the crown-styled clothing closure in relation to a pocket.

U.S. PATENT DOCUMENTS

The broken lines in FIGS. 1-6 are for illustrative purposes only to show an exemplary arrangement of jewels for the crown-styled clothing closure and to denote contours of one possible rear-facing surface. Likewise, the broken lines in FIG. 6 show an exemplary pocket but form no part of the claimed design.

D189,921 S *	3/1961	Hyman	D21/386
D206,949 S *	2/1967	Kirchner	D11/223
D250,698 S *	1/1979	Perrin	D10/131
D340,570 S *	10/1993	Gray	D2/871
D441,810 S *	5/2001	Pate	D21/658
6,382,218 B1 *	5/2002	Cheng	63/3
D465,994 S *	11/2002	Kelleghan	D8/356
D569,583 S *	5/2008	Robinson	D2/882

1 Claim, 3 Drawing Sheets



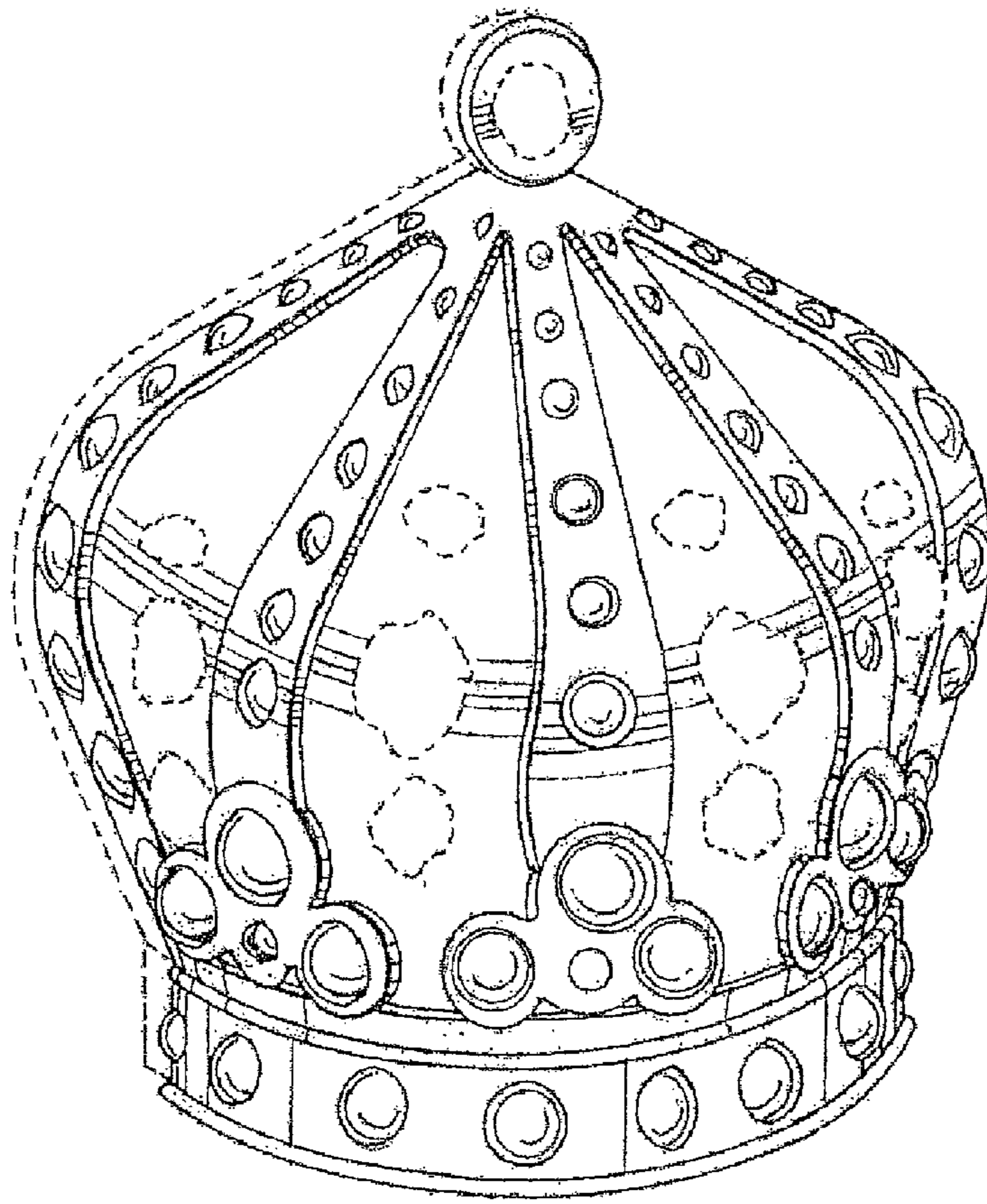


FIG. 1

FIG. 2

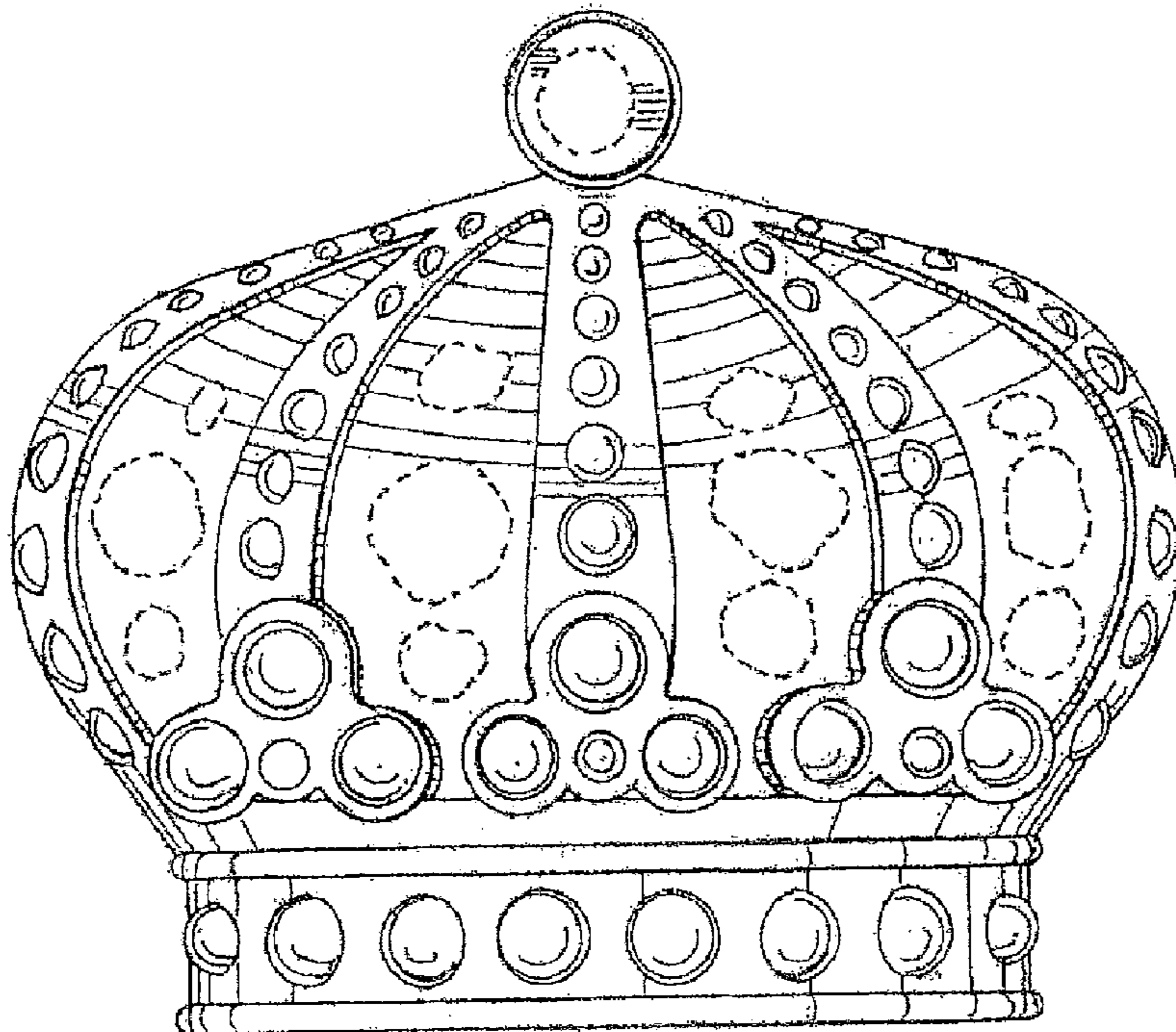


FIG. 3

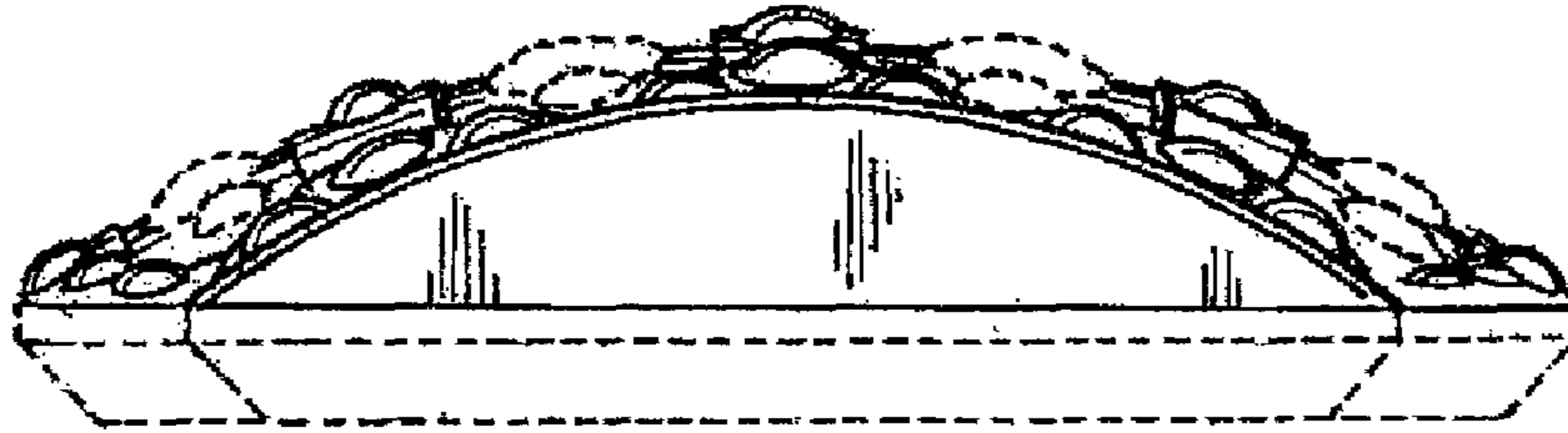


FIG. 4

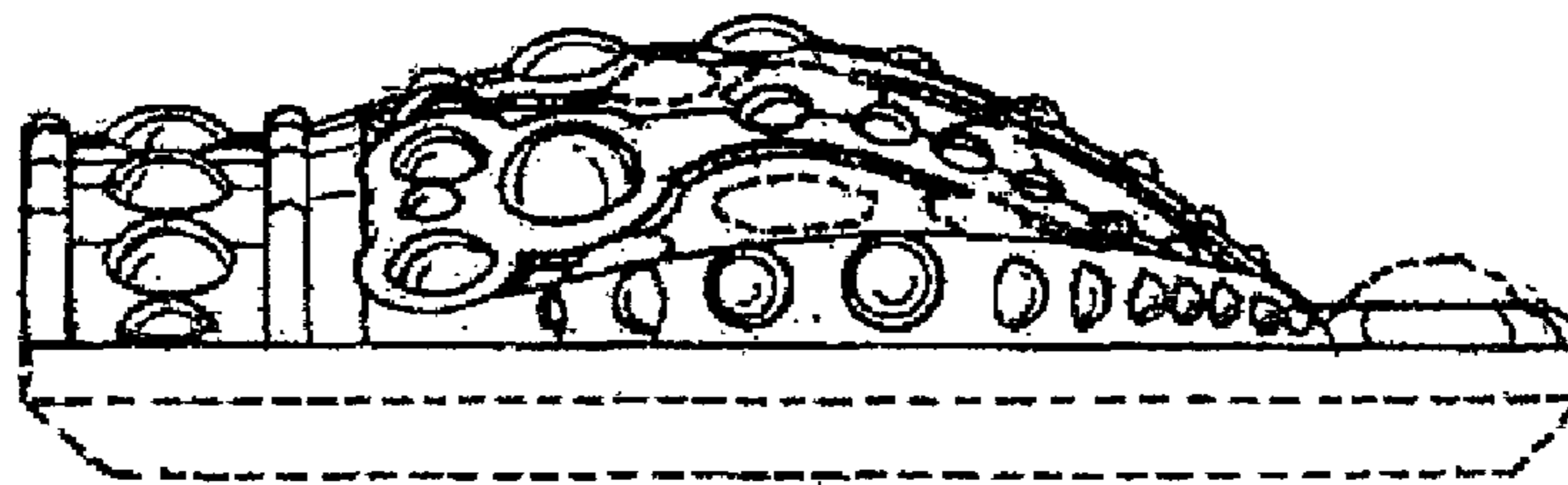


FIG. 5

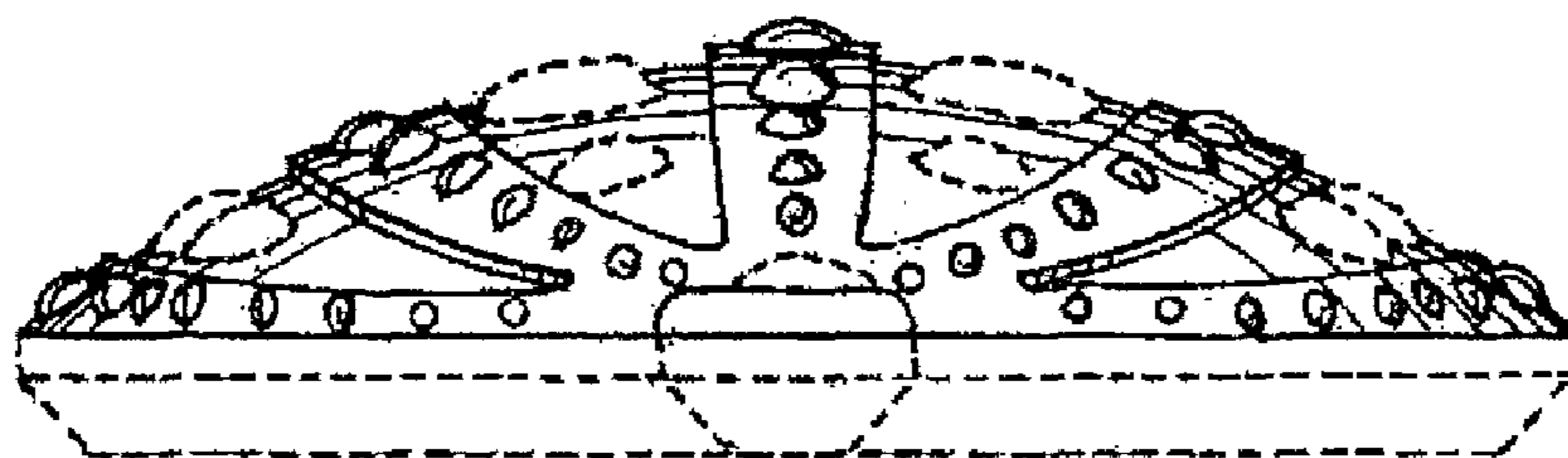


FIG. 6

