



US00D621297S

(12) **United States Design Patent**  
**Ohgaku et al.**

(10) **Patent No.:** **US D621,297 S**

(45) **Date of Patent:** **\*\* Aug. 10, 2010**

(54) **PULL TAB OF SLIDER FOR SLIDE FASTENER**

(75) Inventors: **Miyuki Ohgaku**, Kurobe (JP); **Takanori Ozawa**, Kurobe (JP)

(73) Assignee: **YKK Corporation**, Tokyo (JP)

(\*\*) Term: **14 Years**

(21) Appl. No.: **29/328,886**

(22) Filed: **Dec. 3, 2008**

(30) **Foreign Application Priority Data**

Jun. 6, 2008 (JP) ..... 2008-014448

(51) **LOC (9) Cl.** ..... **02-07**

(52) **U.S. Cl.** ..... **D11/221**

(58) **Field of Classification Search** ..... D11/221,  
D11/201, 222, 79, 80, 43; 24/413, 432, 415-417,  
24/419, 421, 427-431, 381-382, 385, 433;  
70/456 R; D26/37, 38; D10/104; D13/168;  
D16/134, 135; 359/808, 809, 815  
See application file for complete search history.

(56) **References Cited**

**U.S. PATENT DOCUMENTS**

- 1,922,257 A \* 8/1933 Nicholson ..... 24/419
- 1,969,672 A \* 8/1934 Poux ..... 24/419
- D202,890 S \* 11/1965 Maitland et al. .... D11/221
- D212,349 S \* 10/1968 Harlam ..... D11/221
- D266,555 S \* 10/1982 McNally ..... D11/80
- D303,642 S \* 9/1989 Minami ..... D11/221
- 4,949,434 A \* 8/1990 Minami ..... 24/429
- D371,524 S \* 7/1996 Ikehara ..... D11/221
- D379,162 S \* 5/1997 Melk ..... D11/221
- D403,987 S \* 1/1999 Minato ..... D11/221
- D474,392 S \* 5/2003 Lang ..... D8/99

- D476,264 S \* 6/2003 Yoneoka ..... D11/221
- D504,843 S 5/2005 Gracer
- D557,627 S \* 12/2007 Ohgaku et al. .... D11/90
- D557,633 S \* 12/2007 Ohgaku et al. .... D11/221
- D557,634 S \* 12/2007 Ohgaku et al. .... D11/221
- D557,635 S \* 12/2007 Ohgaku et al. .... D11/221
- D559,149 S \* 1/2008 Ohgaku et al. .... D11/221
- D559,150 S \* 1/2008 Ohgaku et al. .... D11/221
- D559,151 S \* 1/2008 Ohgaku et al. .... D11/221
- D559,732 S \* 1/2008 Ohgaku et al. .... D11/221
- D564,941 S \* 3/2008 Kinskey et al. .... D11/221
- D575,191 S \* 8/2008 Kojima et al. .... D11/221
- D579,377 S 10/2008 Hsiao

\* cited by examiner

*Primary Examiner*—Paula Greene

(74) *Attorney, Agent, or Firm*—Alston & Bird, LLP

(57) **CLAIM**

The ornamental design for a pull tab of slider for slide fastener, as shown and described.

**DESCRIPTION**

FIG. 1 is a perspective view of the front, bottom and right side of a pull tab of slider for slide fastener showing our new design;

FIG. 2 is front view thereof, the rear view being identical thereto;

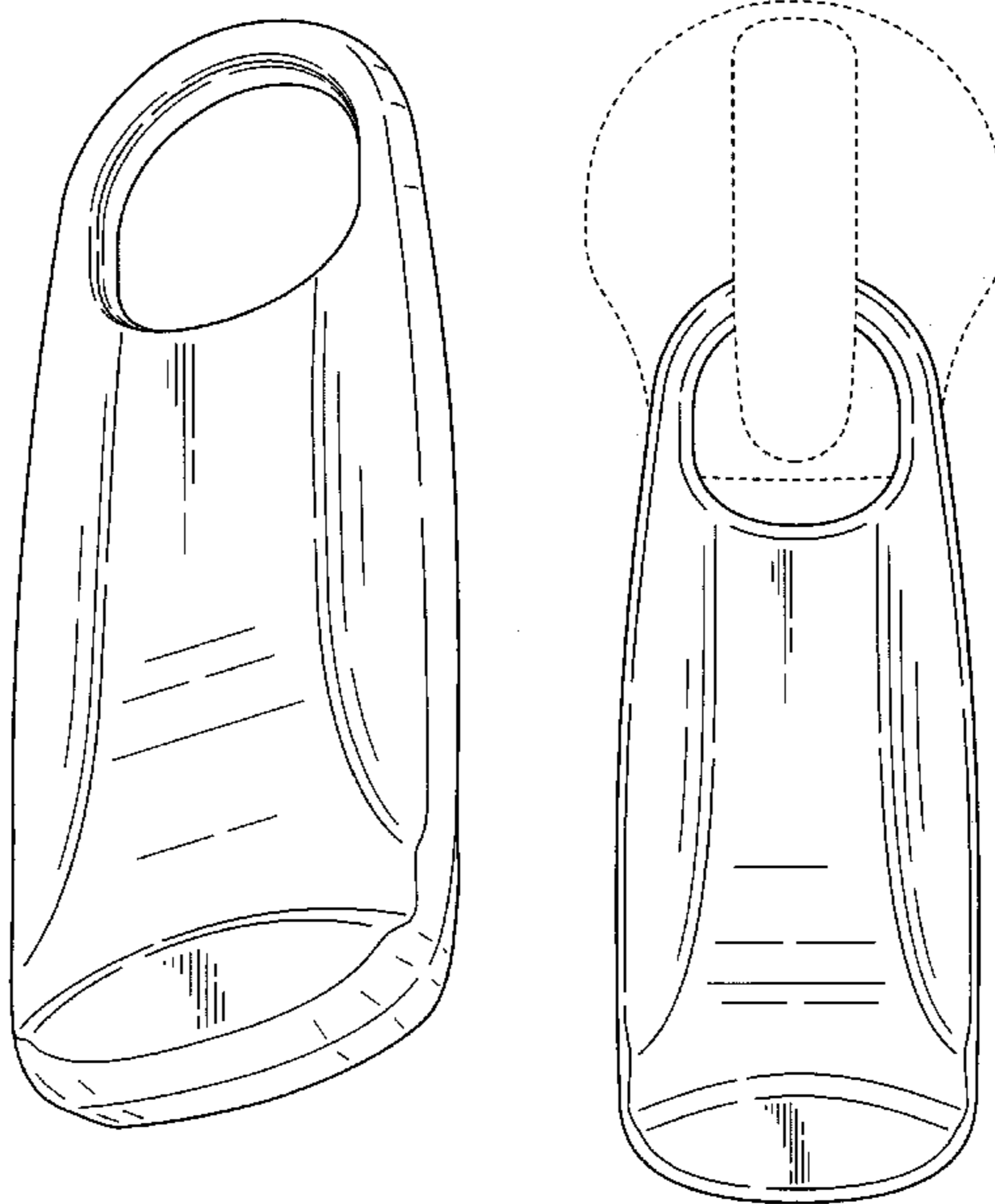
FIG. 3 is a right side view thereof, the left side view being identical thereto;


FIG. 4 is a top plan view thereof;

FIG. 5 is a bottom view thereof; and,

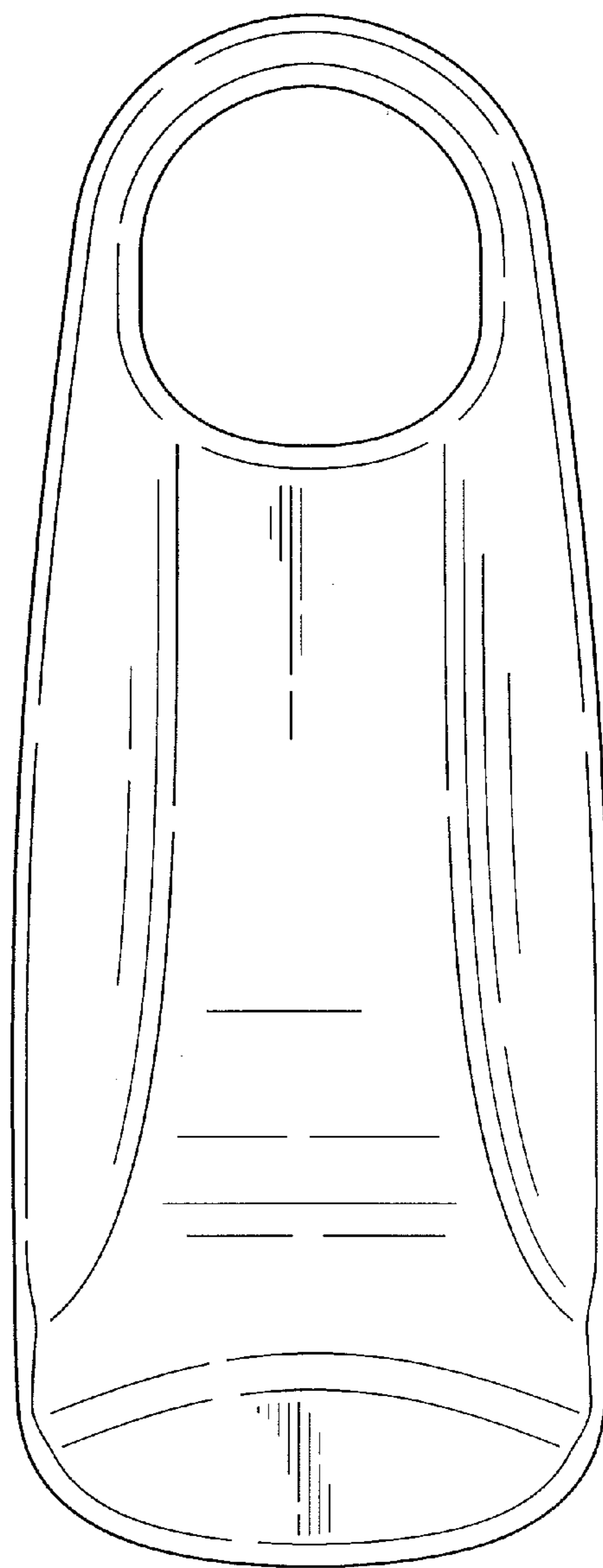
FIG. 6 is a front elevational view thereof, the broken line showing of the pull tab in position of use is not part of the claimed design.

**1 Claim, 3 Drawing Sheets**







*FIG. 1*



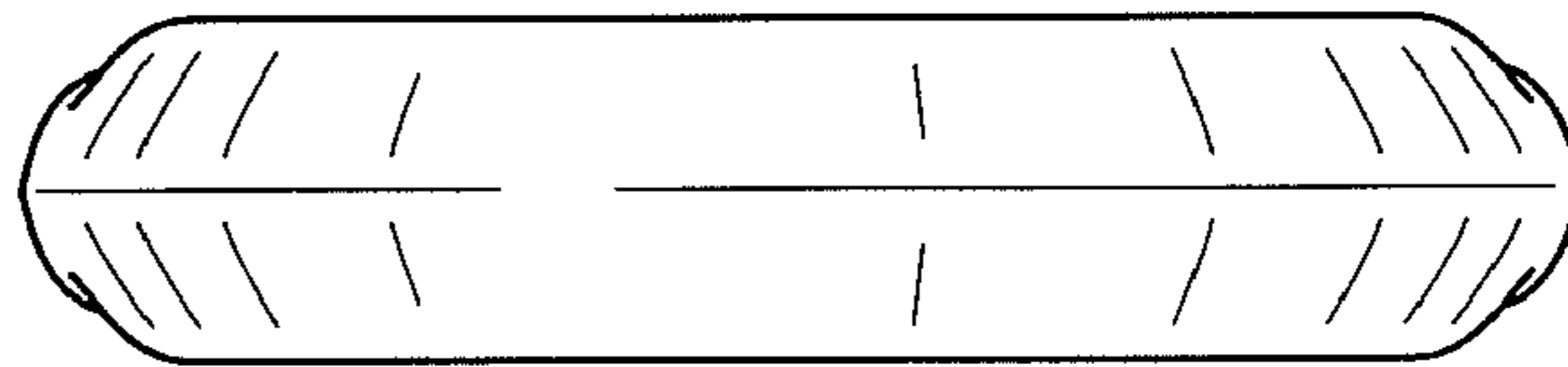
*FIG. 2*



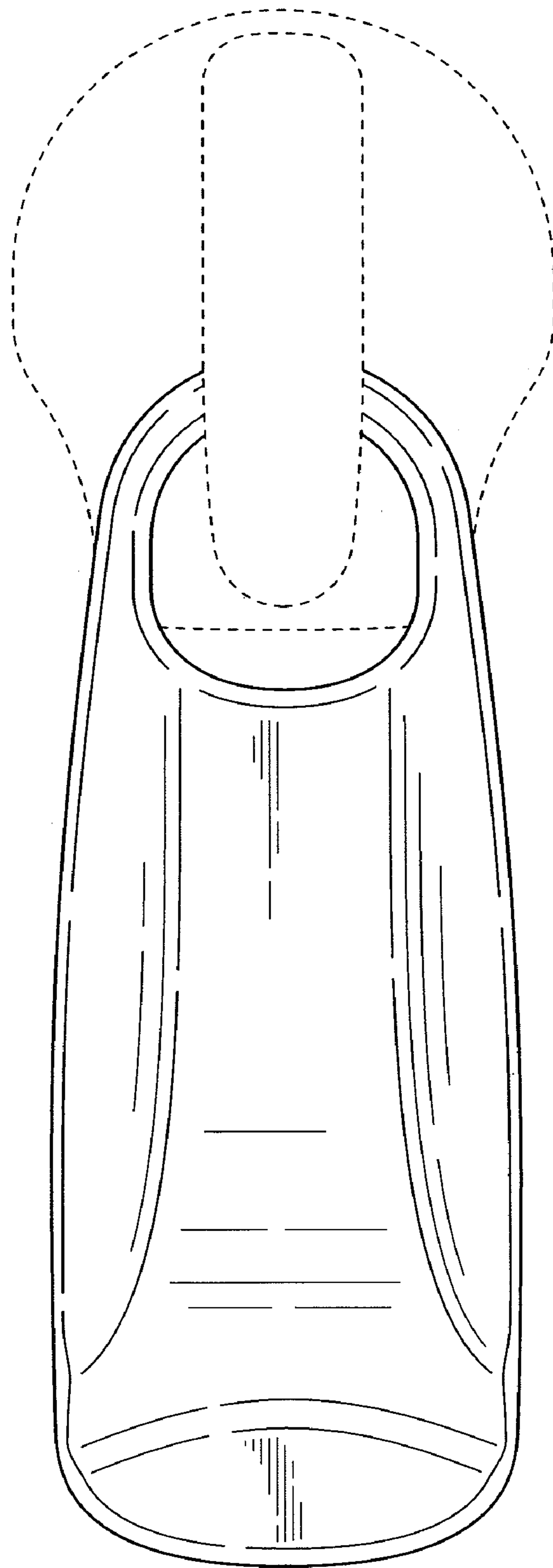
**FIG. 3**



**FIG. 4**



**FIG. 5**



**FIG. 6**