



US00D621296S

(12) **United States Design Patent**
Kennelty

(10) **Patent No.:** **US D621,296 S**

(45) **Date of Patent:** **** Aug. 10, 2010**

(54) **BRA STRAP CLIP**

(75) Inventor: **Joseph Kennelty**, Ventura, CA (US)

(73) Assignee: **Ce Soir Lingerie Co., Inc.**, Ventura, CA (US)

(**) Term: **14 Years**

(21) Appl. No.: **29/316,375**

(22) Filed: **Sep. 18, 2009**

(51) **LOC (9) Cl.** **02-07**

(52) **U.S. Cl.** **D11/212; D11/210**

(58) **Field of Classification Search** D11/1-2,
D11/200-201, 203-206, 210, 212, 214-219,
D11/222, 224, 226, 211; 24/163 R, 169-171,
24/173, 177-179, 191, 194-195, 197, 200;
D19/65; D28/39, 42

See application file for complete search history.

(56) **References Cited**

U.S. PATENT DOCUMENTS

D198,682 S * 7/1964 Jenkins D11/212
4,665,594 A * 5/1987 Wagner 24/546

D293,337 S * 12/1987 Burgdorf D19/65
D301,897 S * 6/1989 Wagner D19/65
D302,831 S * 8/1989 Lau D19/65
D551,297 S * 9/2007 Gram D19/65
D586,042 S * 2/2009 Tsai D28/39

* cited by examiner

Primary Examiner—Ralf Seifert

(74) *Attorney, Agent, or Firm*—Freilich, Hornbaker & Rosen

(57) **CLAIM**

The ornamental design for a bra strap clip, as shown and described.

DESCRIPTION

FIG. 1 is a frontal elevation view of a bra strap clip showing my new design;

FIG. 2 is a left side elevational view of the clip of FIG. 1;

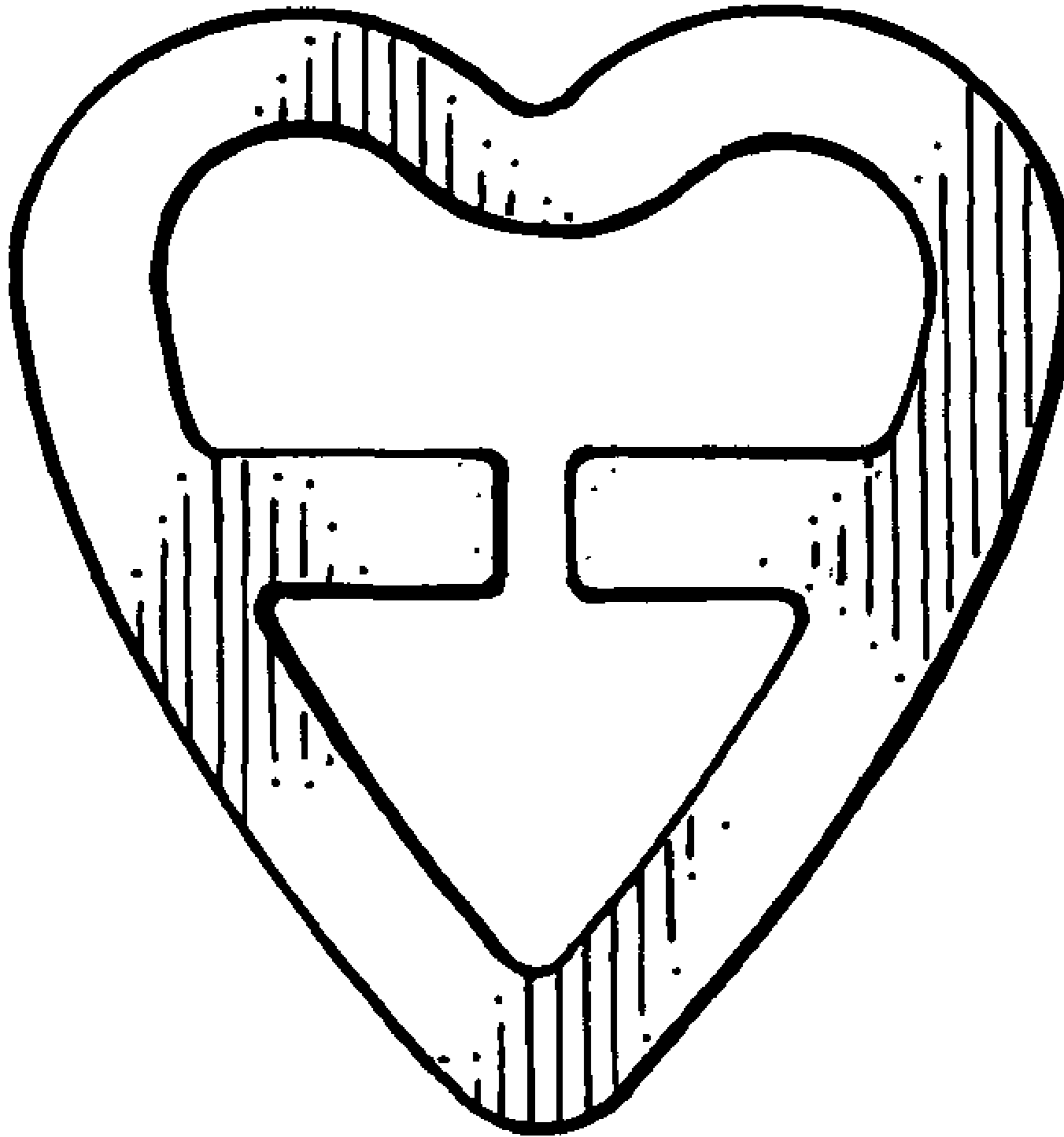
FIG. 3 is a rear elevational view of the clip of FIG. 1;

FIG. 4 is a right side elevational view of the clip of FIG. 1;

FIG. 5 is a top plan view of the clip of FIG. 1; and,

FIG. 6 is a bottom plan view of the clip of FIG. 1.

1 Claim, 1 Drawing Sheet



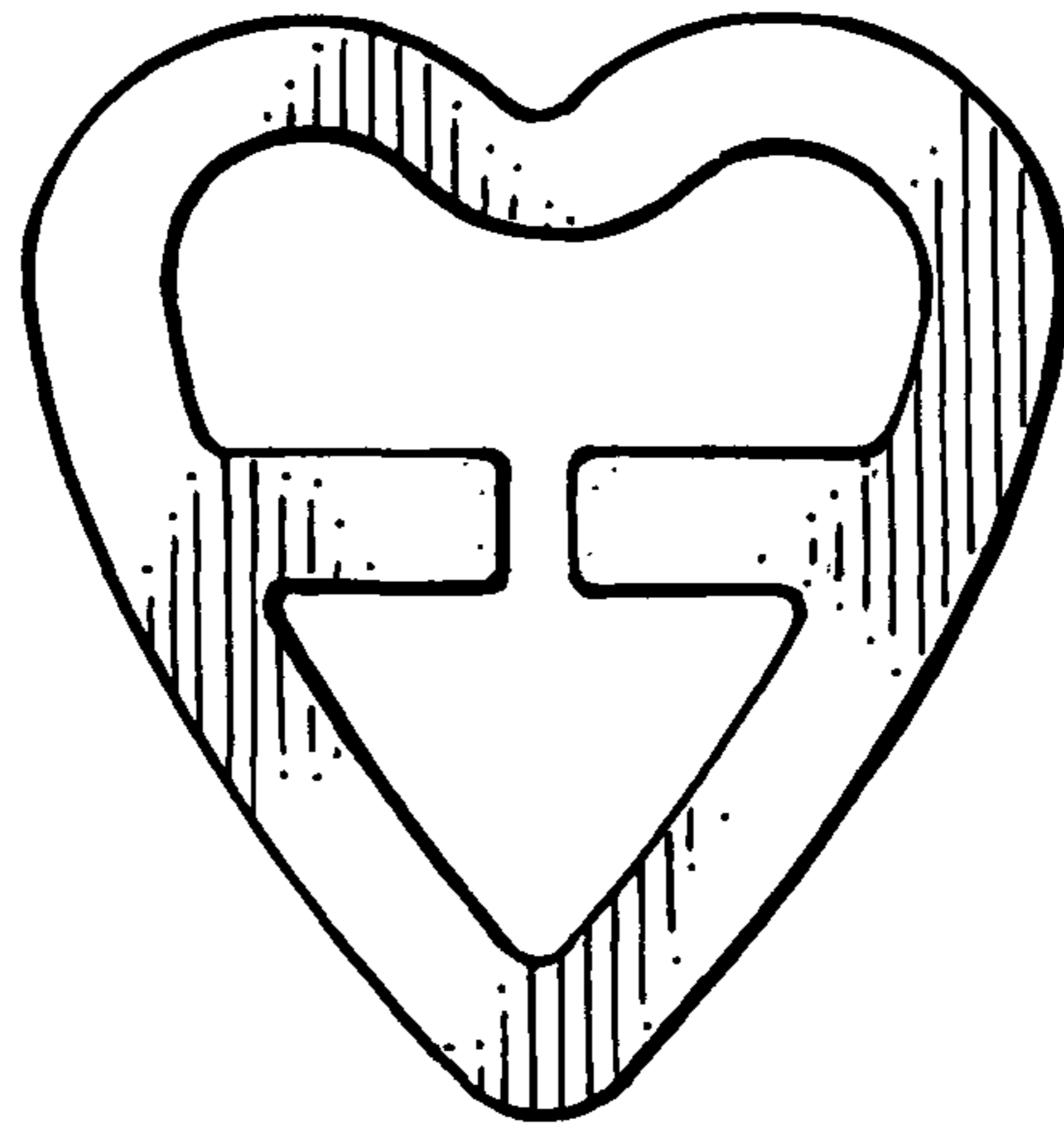


Fig. 1.



Fig. 2.

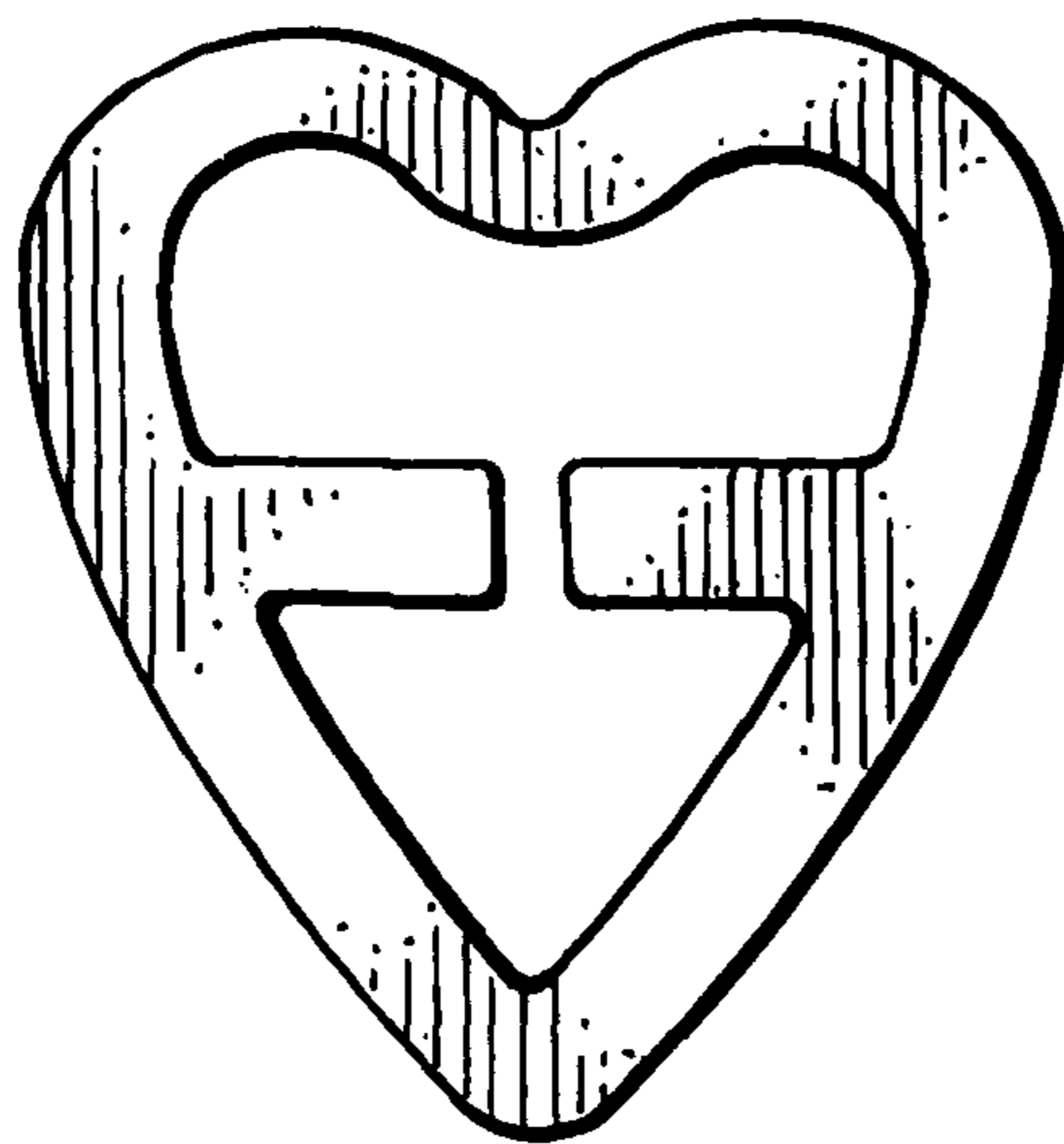


Fig. 3.



Fig. 4.



Fig. 5.



Fig. 6.