

US00D621291S

(12) **United States Design Patent**  
**Papadimitriou**

(10) **Patent No.:** **US D621,291 S**

(45) **Date of Patent:** **\*\* Aug. 10, 2010**

(54) **JEWELRY**

(75) Inventor: **Costantino Papadimitriou**, Milan (IT)

(73) Assignee: **De Beers Centenary AG**, Lucerne (CH)

(\*\*) Term: **14 Years**

(21) Appl. No.: **29/342,162**

(22) Filed: **Aug. 19, 2009**

(30) **Foreign Application Priority Data**

Feb. 20, 2009	(EM)	001091862-13
Feb. 20, 2009	(EM)	001091862-15
Feb. 20, 2009	(EM)	001091862-21

(51) **LOC (9) Cl.** ..... **11-02**

(52) **U.S. Cl.** ..... **D11/43; D11/79**

(58) **Field of Classification Search** ..... D11/1-84;  
63/12, 13, 14.1-14.8, 15, 15.1-15.4, 15.45,  
63/15.5, 15.7, 26-28

See application file for complete search history.

(56) **References Cited**

**U.S. PATENT DOCUMENTS**

D128,831 S *	8/1941	Silson	D11/44
D157,454 S *	2/1950	Wheeler	D11/26
D161,042 S *	11/1950	Phillippe	D11/45
D161,747 S *	1/1951	Grant	D11/26
D164,165 S *	8/1951	Grant	D11/26
D465,173 S *	11/2002	Gordon	D11/26
D470,307 S *	2/2003	McCormack	D3/219
D491,090 S *	6/2004	Osinga	D11/26
D491,091 S *	6/2004	Osinga	D11/26
D491,832 S *	6/2004	Gordon	D11/26
D567,132 S *	4/2008	Bulgari	D11/43
D579,373 S *	10/2008	Rosenthal	D11/79
D590,291 S *	4/2009	Brescia	D11/26
D595,178 S *	6/2009	Colombani	D11/79

D601,913 S *	10/2009	Cappellieri	D11/26
D602,799 S *	10/2009	Colombani	D11/3
D605,968 S *	12/2009	Colombani	D11/40
D605,970 S *	12/2009	Colombani	D11/41

(Continued)

*Primary Examiner*—Cathron C Brooks

*Assistant Examiner*—Melanie Levy

(74) *Attorney, Agent, or Firm*—Sonnenschein Nath & Rosenthal LLP; Brian R. McGinley

(57) **CLAIM**

The ornamental design for jewelry, as shown and described.

**DESCRIPTION**

FIG. 1 is a front view of a first embodiment of the Jewelry, comprising a pendant, showing my new design;

FIG. 2 is a rear view of the jewelry illustrated in FIG. 1;

FIG. 3 is a top view of the jewelry illustrated in FIG. 1;

FIG. 4 is a bottom view of the jewelry illustrated in FIG. 1;

FIG. 5 is a right elevational view of the jewelry illustrated in FIG. 1;

FIG. 6 is a left elevational view of the jewelry illustrated in FIG. 1.

FIG. 7 is a front view of an additional embodiment of the jewelry, comprising an earring;

FIG. 8 is a rear view of the jewelry, illustrated in FIG. 7;

FIG. 9 is a top view of the jewelry illustrated in FIG. 7;

FIG. 10 is a bottom view of the jewelry illustrated in FIG. 7;

FIG. 11 is a right elevational view of the jewelry illustrated in FIG. 7; and

FIG. 12 is a left side elevational view of the jewelry illustrated in FIG. 7.

**1 Claim, 5 Drawing Sheets**

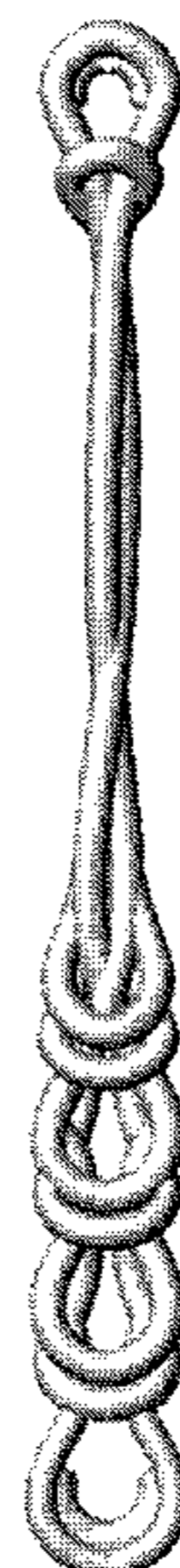
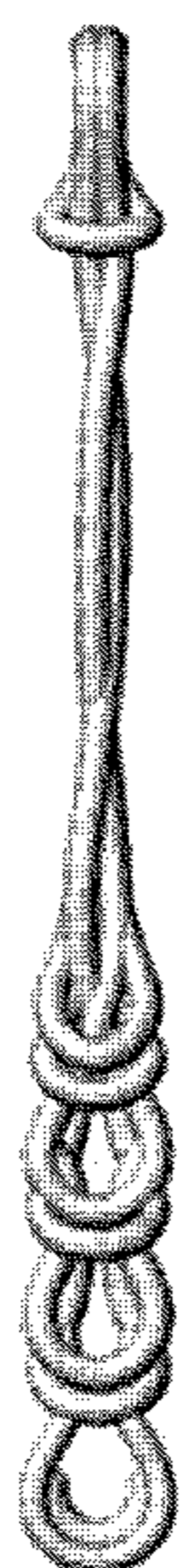




FIG. 1

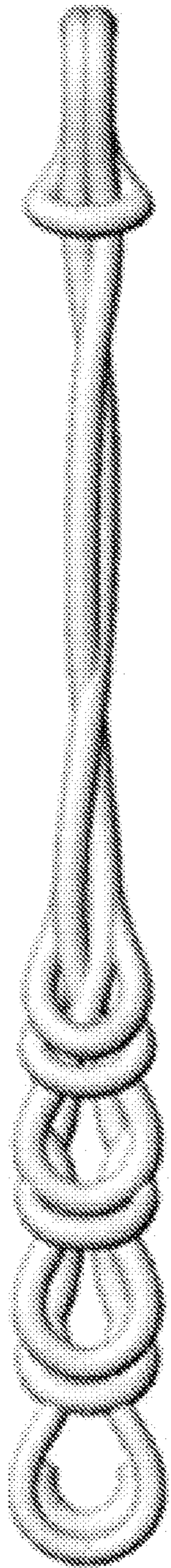


FIG. 2

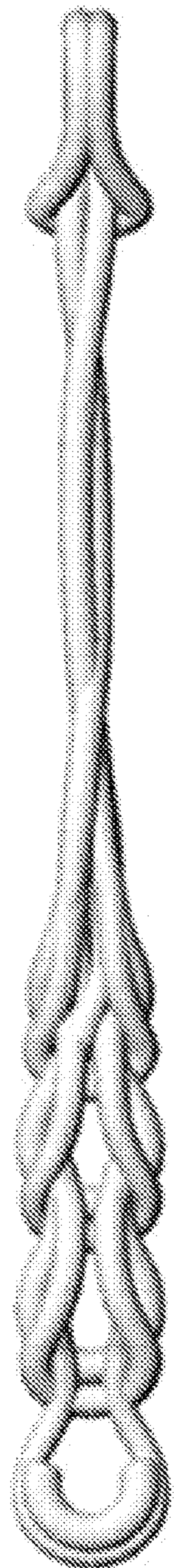


FIG. 3




FIG. 4




FIG. 5

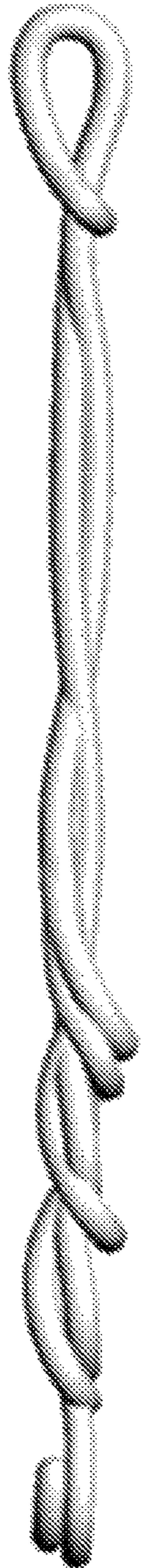


FIG. 6

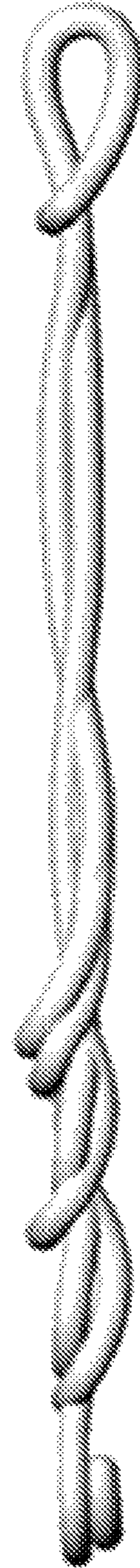


FIG. 7

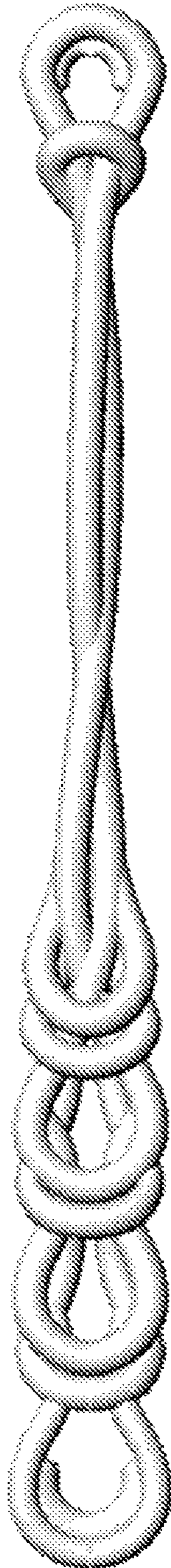


FIG. 8

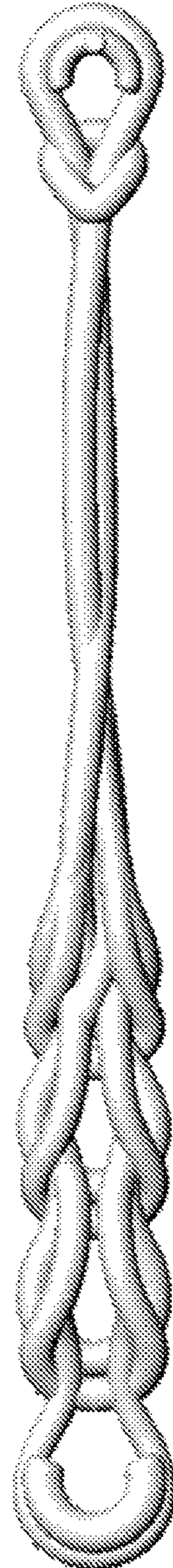


FIG. 9




FIG. 10

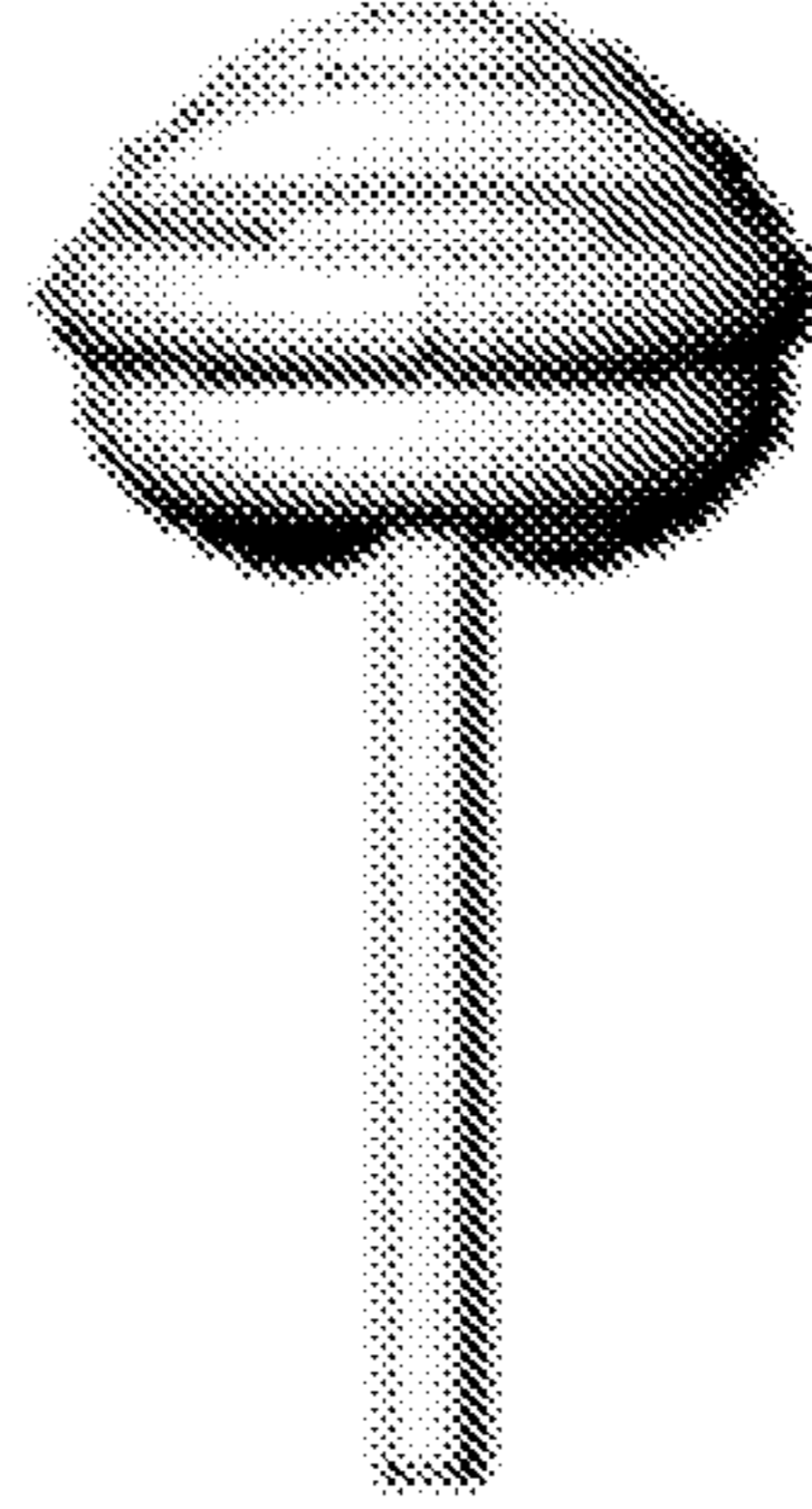


FIG. 11

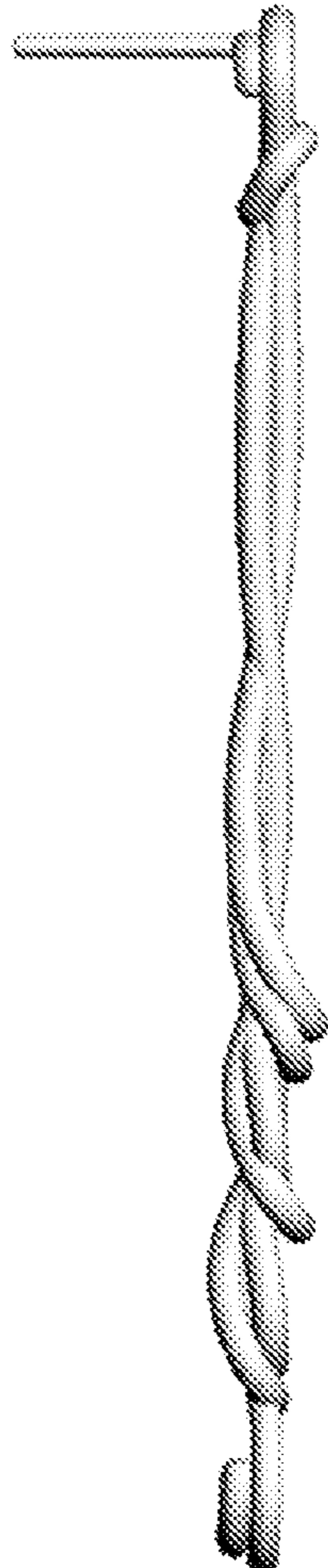


FIG. 12

