

US00D621289S

(12) **United States Design Patent**
Cortez et al.

(10) **Patent No.:** **US D621,289 S**

(45) **Date of Patent:** **** Aug. 10, 2010**

(54) **ARROW TOP DELINEATOR**

(75) Inventors: **Cristopher Alejandro Leon Cortez**,
Mexicali (MX); **Lorena Quintana**
Herrera, Mexicali (MX)

(73) Assignee: **Custom-Pak, Inc.**, Clinton, IA (US)

(**) Term: **14 Years**

(21) Appl. No.: **29/350,384**

(22) Filed: **Nov. 16, 2009**

(51) **LOC (9) Cl.** **10-05**

(52) **U.S. Cl.** **D10/113**

(58) **Field of Classification Search** D10/113;
116/200, 63 C, 63 P; 404/9, 10

See application file for complete search history.

(56) **References Cited**

U.S. PATENT DOCUMENTS

D310,642 S	9/1990	Kulp	
5,036,791 A *	8/1991	Thurston	116/63 C
5,560,732 A	10/1996	Kulp et al.	
D406,543 S *	3/1999	Brown et al.	D10/113
D412,131 S	7/1999	Bent et al.	
6,014,941 A	1/2000	Bent et al.	
D432,935 S	10/2000	Bent et al.	
6,182,600 B1 *	2/2001	Brown et al.	116/63 C

D440,173 S *	4/2001	Cuttill et al.	D10/113
6,536,369 B1	3/2003	Bent et al.	
D474,987 S *	5/2003	Dvoracek	D10/113
D475,315 S *	6/2003	Dvoracek	D10/113
2005/0008433 A1 *	1/2005	Dvoracek	404/9

* cited by examiner

Primary Examiner—Caron Veynar

Assistant Examiner—George D Kirschbaum

(74) *Attorney, Agent, or Firm*—St. Onge Steward Johnston & Reens LLC

(57) **CLAIM**

The ornamental design for an arrow top delineator, as shown and described.

DESCRIPTION

FIG. 1 is a front perspective view of an arrow top delineator in accordance with the new design;


FIG. 2 is a top elevation view thereof;

FIG. 3 is a left side elevation view, the right side elevation view being a mirror image thereof; and,

FIG. 4 is a rear elevation view.

The broken lines in FIGS. 1-4 are for illustration purposes only and form no part of the claimed design.

1 Claim, 2 Drawing Sheets






FIG. 1

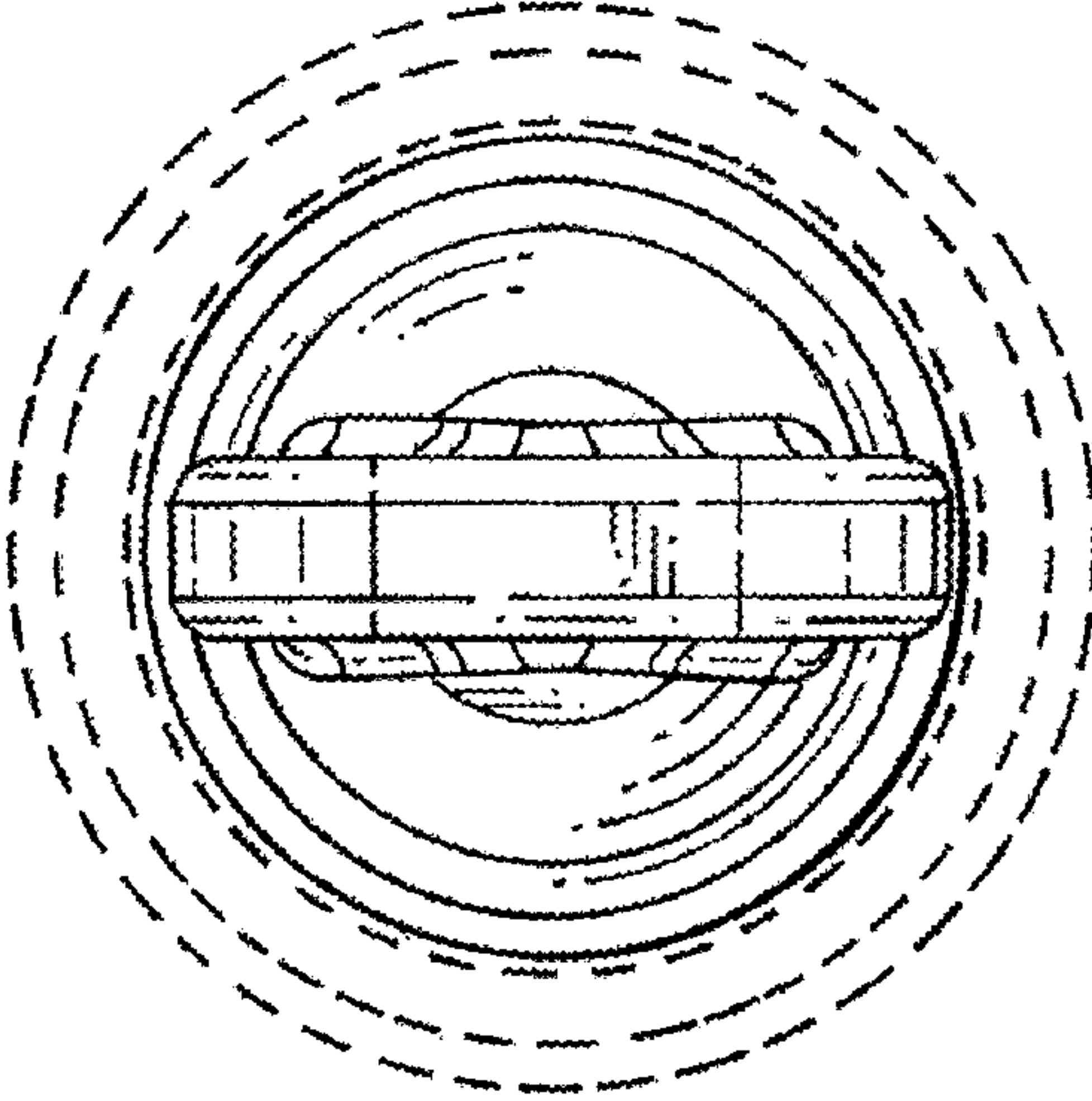


FIG. 2




FIG. 3

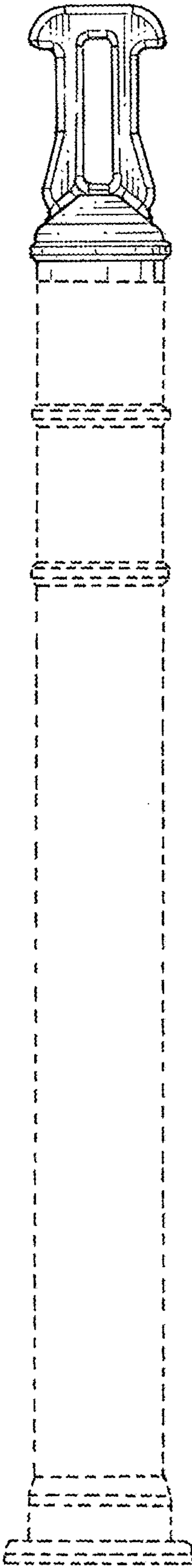


FIG. 4