



US00D621273S

(12) **United States Design Patent**
Bruscha et al.

(10) **Patent No.:** **US D621,273 S**

(45) **Date of Patent:** **** Aug. 10, 2010**

(54) **BOTTLE**

(75) Inventors: **Kacie Bruscha**, Phoenix, AZ (US); **Amy K. Rhodes**, Phoenix, AZ (US); **Richard Rangler**, Jackson, MI (US); **Kristen Jacokes**, Phoenix, AZ (US); **Gregory Michael Hurley**, Jackson, MI (US); **Ivan Frank Harris**, Ypsilanti, MI (US); **Judith A. Wallis**, Chandler, AZ (US)

(73) Assignee: **The Dial Corporation**, Scottsdale, AZ (US)

(**) Term: **14 Years**

(21) Appl. No.: **29/340,289**

(22) Filed: **Jul. 16, 2009**

(51) **LOC (9) Cl.** **09-01**

(52) **U.S. Cl.** **D9/542**

(58) **Field of Classification Search** D9/682, D9/686, 688, 689, 690, 691, 516, 520, 523, D9/525, 527, 530, 537, 539, 542, 549, 553, D9/556, 557, 558, 566, 569, 570, 574; 215/381-385
See application file for complete search history.

(56) **References Cited**

U.S. PATENT DOCUMENTS

D380,389 S * 7/1997 Crawford D9/542
D409,092 S * 5/1999 Beasley D9/542
D419,864 S * 2/2000 Kuzma et al. D9/682
D433,932 S * 11/2000 Kuzma et al. D9/682
D452,159 S * 12/2001 Belser et al. D9/542
D458,833 S * 6/2002 Crawford D9/682

D465,150 S * 11/2002 Crawford et al. D9/682
D467,163 S * 12/2002 Crawford D9/682
D485,747 S * 1/2004 Crawford D9/682
D524,166 S * 7/2006 Walther et al. D9/682
D532,698 S * 11/2006 Pridmore et al. D9/682
D541,660 S * 5/2007 Mayers D9/542
D558,590 S * 1/2008 Cowan-Hughes et al. D9/682
D565,424 S * 4/2008 Moriya D9/694
D591,613 S * 5/2009 Mason D9/694

* cited by examiner

Primary Examiner—Stella M Reid

Assistant Examiner—Elizabeth J Oswecki

(74) *Attorney, Agent, or Firm*—Paul A. Pappalardo

(57) **CLAIM**

The ornamental design for a bottle, as shown and described.

DESCRIPTION

FIG. 1 is an upper, perspective view of a bottle showing our new design;

FIG. 2 is a front side elevation view thereof;

FIG. 3 is a rear side elevation view thereof;

FIG. 4 is a right side elevation view thereof;

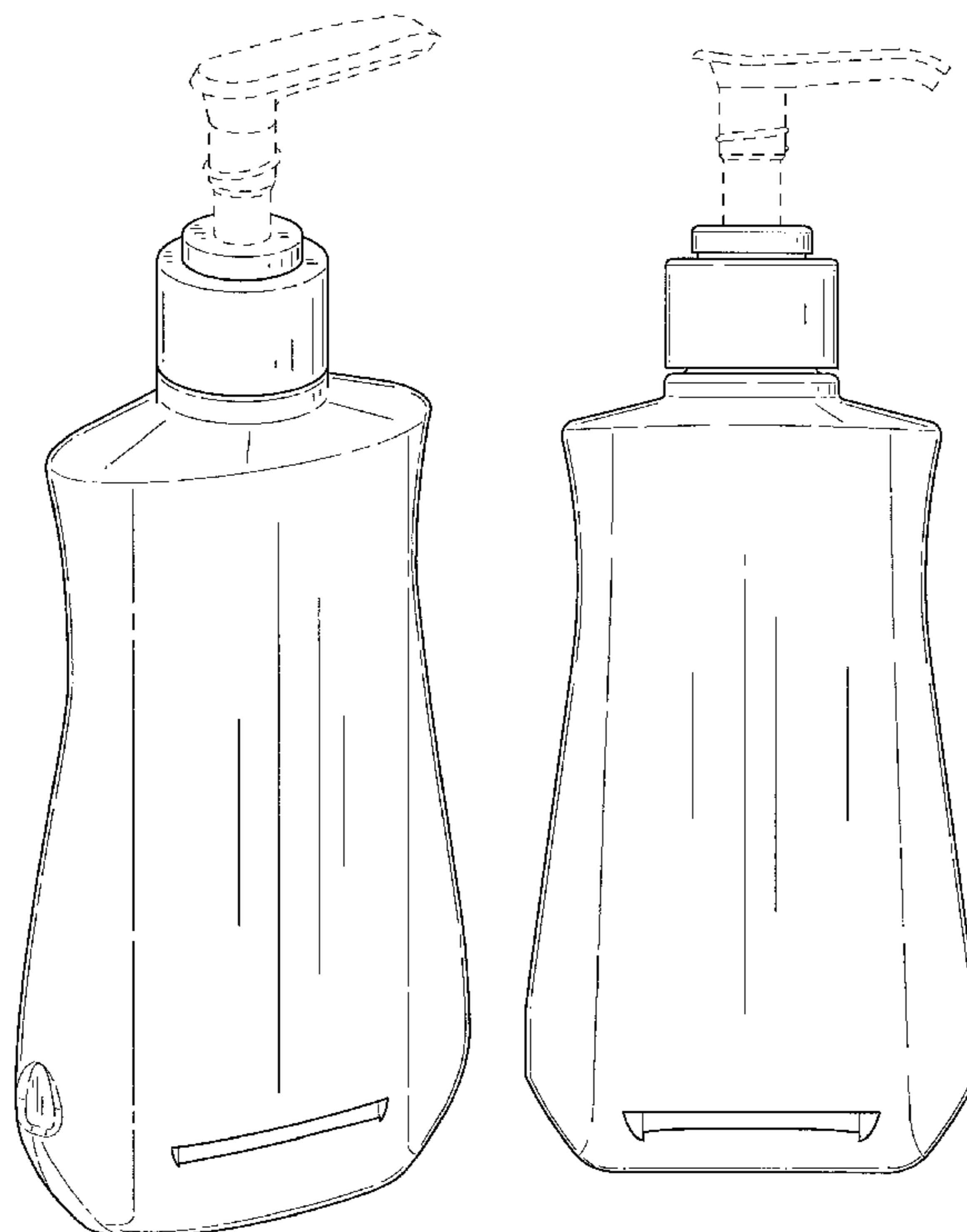
FIG. 5 is a left side elevation view thereof;

FIG. 6 is a top plan view thereof; and,

FIG. 7 is a bottom plan view thereof.

The broken lines shown in the drawing views are included for the purpose of showing environmental structure that forms no part of the claimed design.

1 Claim, 5 Drawing Sheets



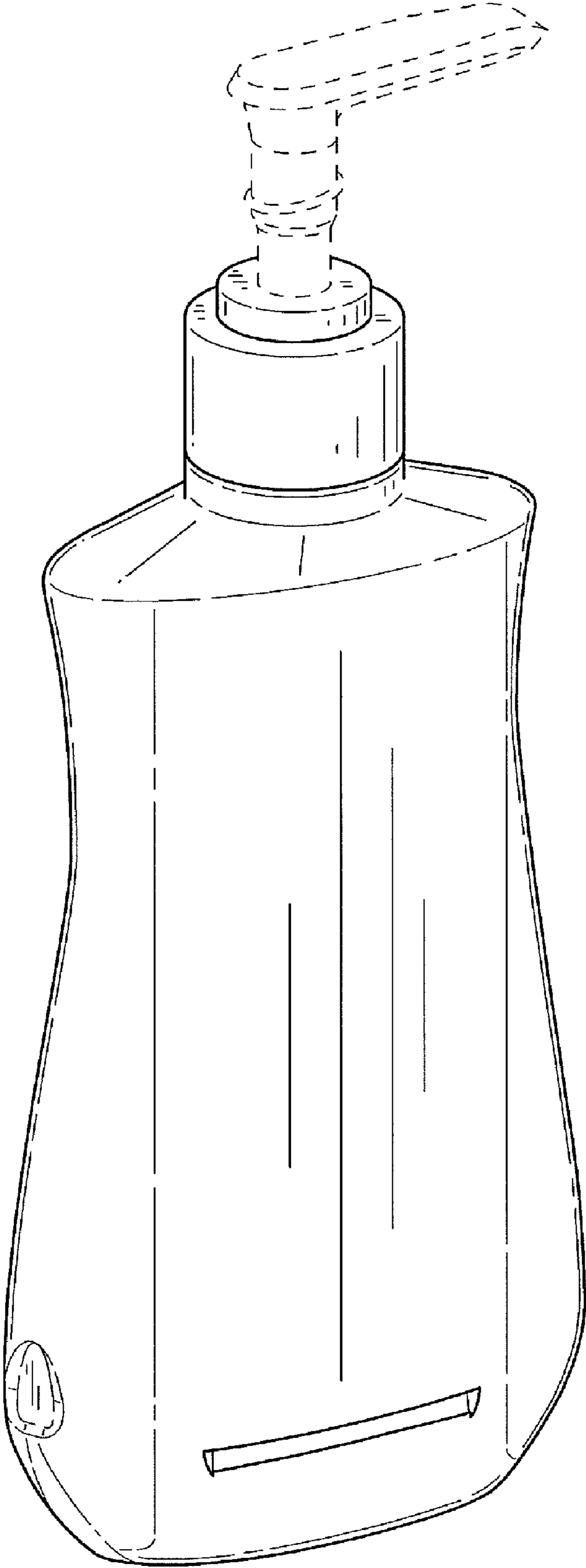


FIG. 1

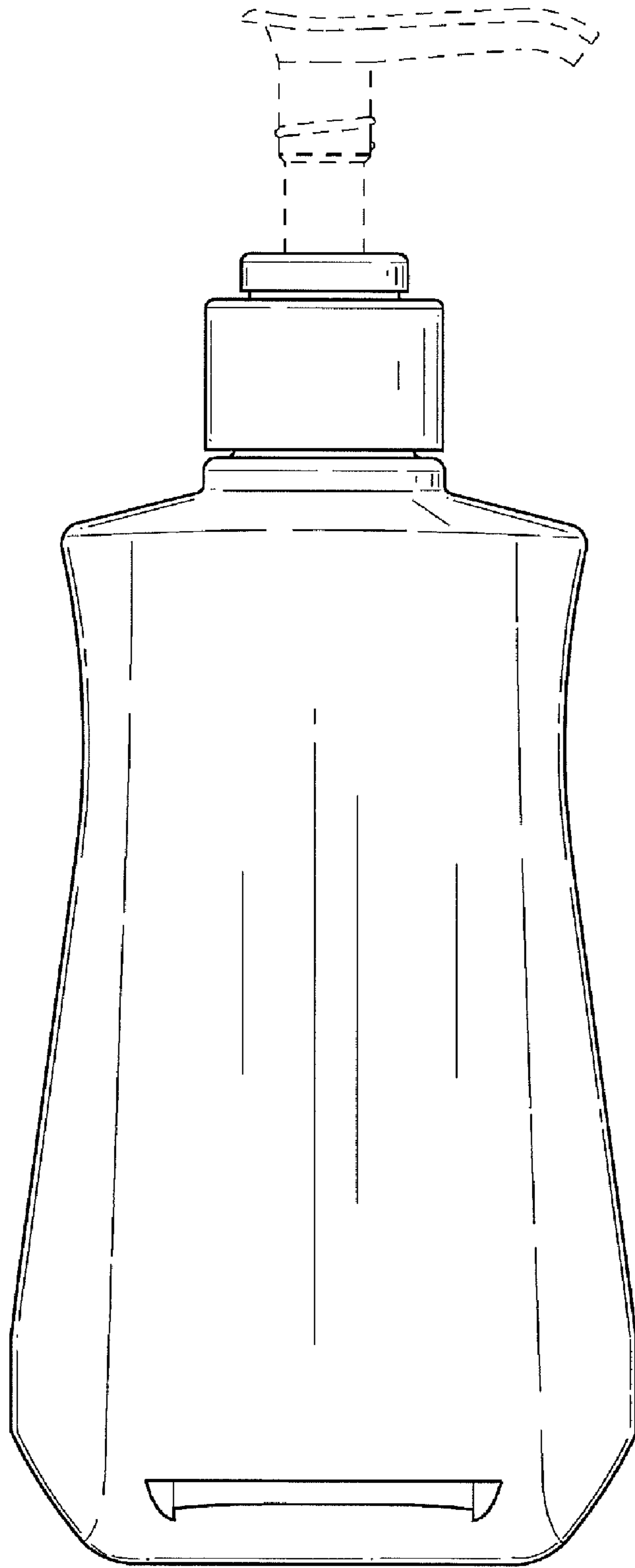


FIG.2

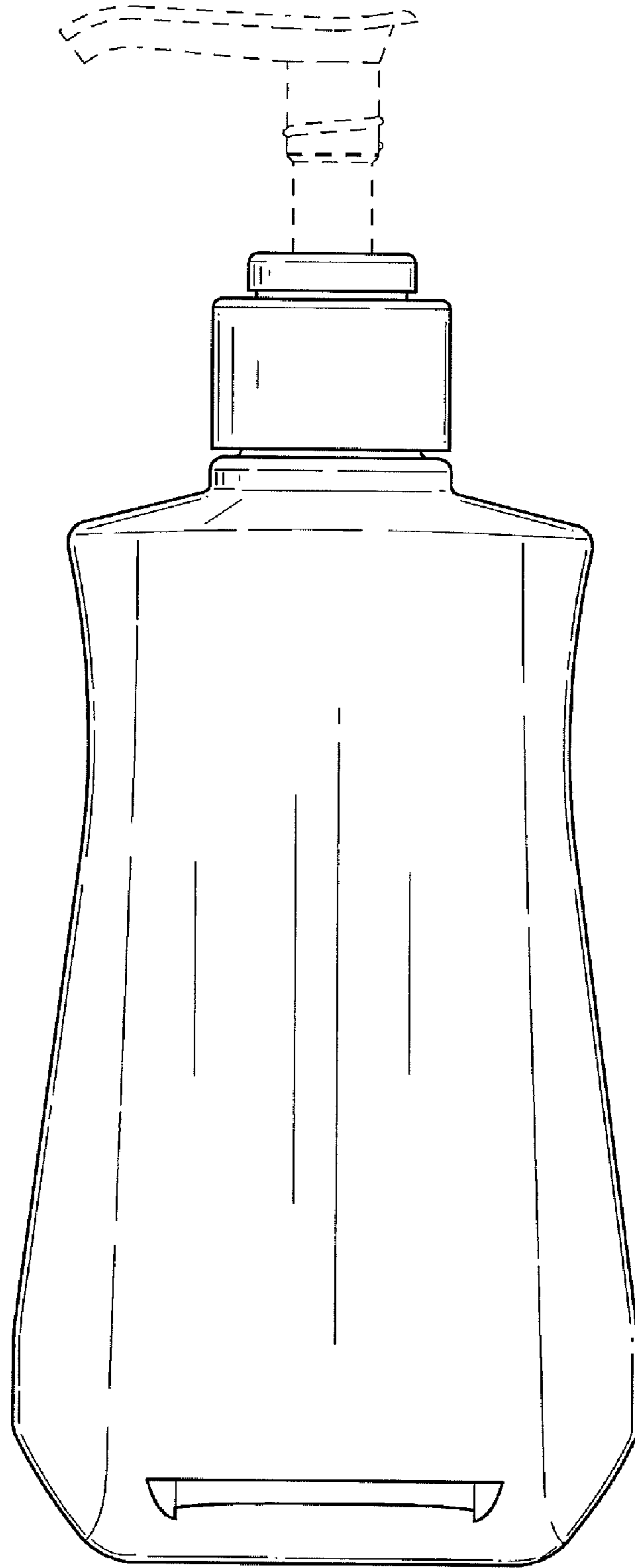


FIG. 3

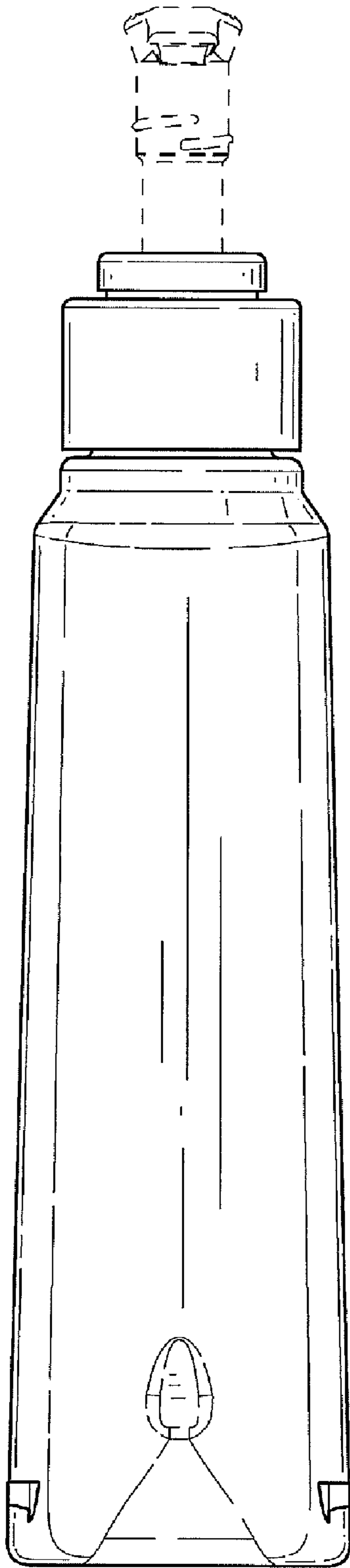


FIG.4

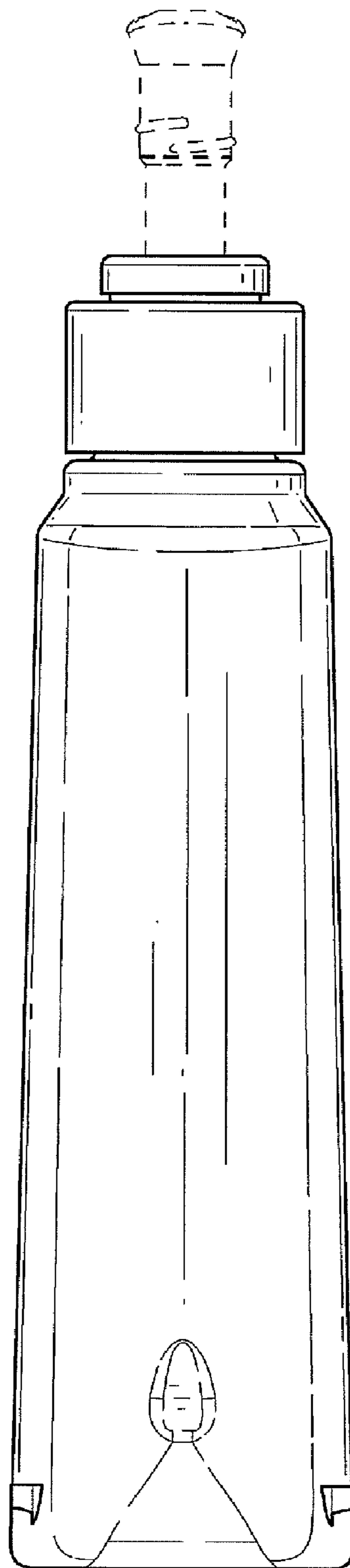


FIG.5

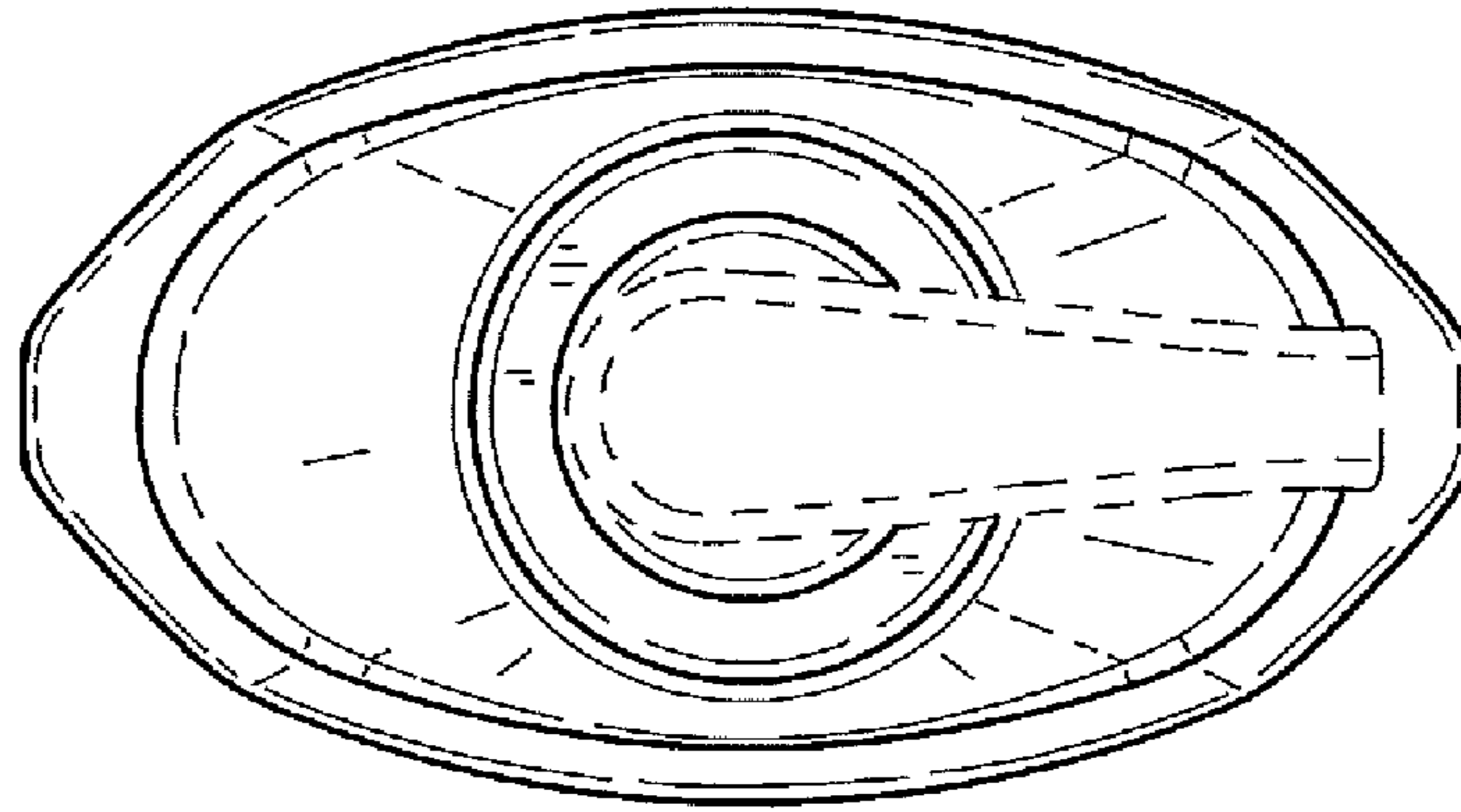


FIG. 6

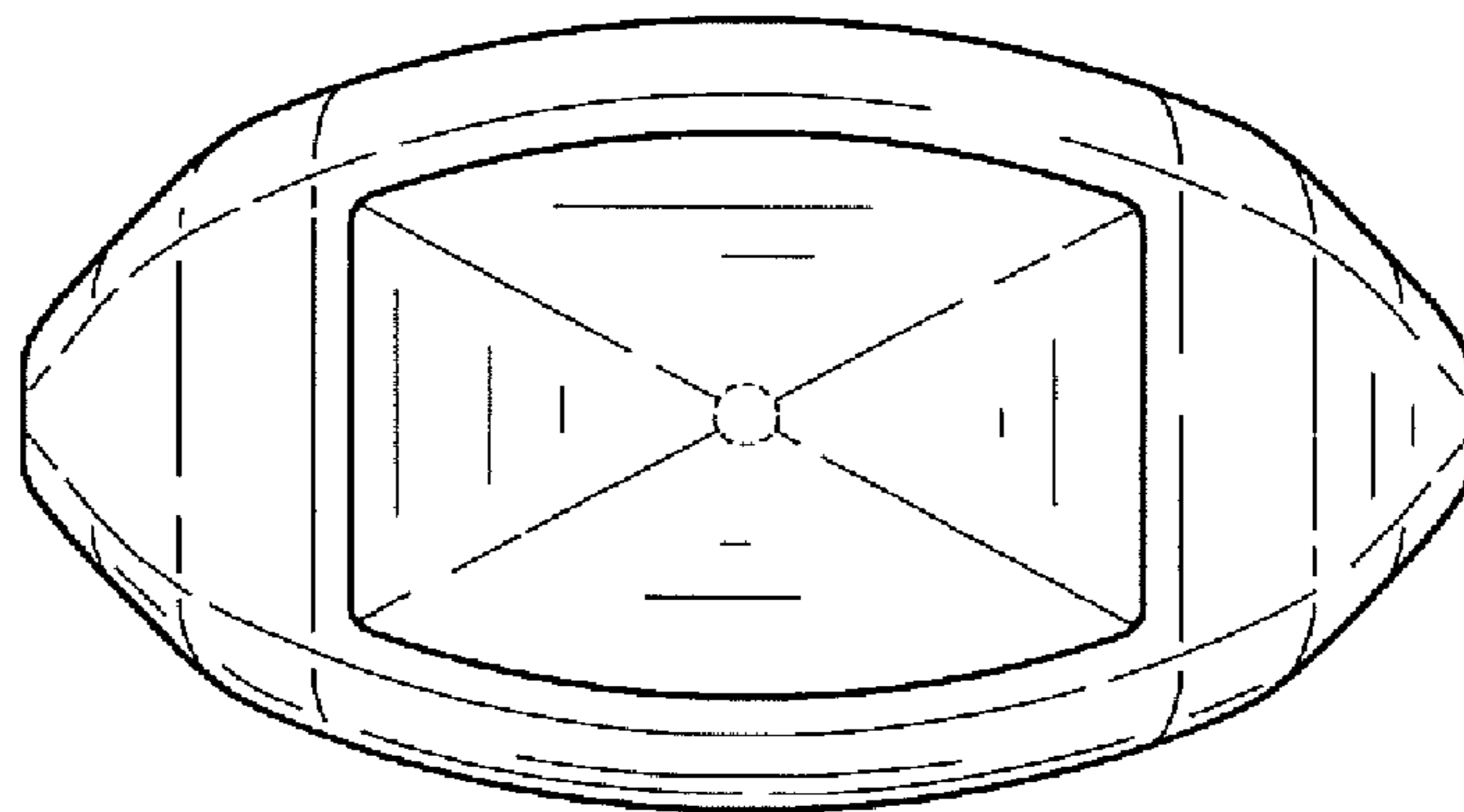


FIG. 7