



US00D621267S

(12) **United States Design Patent**
Arnell

(10) **Patent No.:** **US D621,267 S**

(45) **Date of Patent:** **** Aug. 10, 2010**

(54) **BOTTLE**

(75) Inventor: **Peter E. Arnell**, Katonah, NY (US)

(73) Assignee: **PepsiCo, Inc.**, Purchase, NY (US)

(**) Term: **14 Years**

(21) Appl. No.: **29/357,400**

(22) Filed: **Mar. 11, 2010**

Related U.S. Application Data

(62) Division of application No. 29/325,799, filed on Oct. 6, 2008, now Pat. No. Des. 614,039.

(51) **LOC (9) Cl.** **09-01**

(52) **U.S. Cl.** **D9/516; D9/553; D9/554**

(58) **Field of Classification Search** D9/502,
D9/516, 690–692, 537–540, 549, 550, 552–554,
D9/556–557, 565, 763, 772–776; 215/382–384;
220/660, 669, 675; D24/197

See application file for complete search history.

(56) **References Cited**

U.S. PATENT DOCUMENTS

D140,394	S	*	2/1945	Nahser	D9/529	X
D302,790	S	*	8/1989	Roe	D9/640	
D369,069	S	*	4/1996	Husted	D7/679	
5,642,826	A	*	7/1997	Melrose	215/382	
D394,813	S	*	6/1998	Homsy	D9/553	X
D411,457	S	*	6/1999	Ruda et al.	D9/538	
5,988,417	A	*	11/1999	Cheng et al.	215/383	
D429,151	S	*	8/2000	Cheng et al.	D9/552	X
D433,948	S	*	11/2000	Stoller	D9/543	

D447,422	S	*	9/2001	Peek	D9/552	
D450,590	S	*	11/2001	Van Dyk et al.	D9/502	
D487,564	S	*	3/2004	Beck et al.	D9/553	X
D515,430	S	*	2/2006	Venkataraman et al.	..	D9/554	X
D526,906	S	*	8/2006	Yorn et al.	D9/668	
D528,429	S	*	9/2006	Bartel	D9/567	
D536,582	S	*	2/2007	Roth et al.	D7/629	
D547,666	S	*	7/2007	Hermel	D9/516	X
D582,781	S	*	12/2008	Miller	D9/554	X

* cited by examiner

Primary Examiner—Carol Rademaker

(74) *Attorney, Agent, or Firm*—Banner & Witcoff, Ltd.

(57) **CLAIM**

The ornamental design for a bottle, as shown and described.

DESCRIPTION

FIG. 1 is a top, front, left perspective view of a bottle showing my new design;

FIG. 2 is a rear view thereof;

FIG. 3 is a right view thereof;

FIG. 4 is a front view thereof;

FIG. 5 is a left view thereof;

FIG. 6 is a top view thereof; and,

FIG. 7 is a bottom view thereof.

The dashed line showing in the drawings is for illustrative purposes only and forms no part of the claimed design. The dot-dash-dot line showing in the drawings defines the boundary of the claim and forms no part of the claimed design.

1 Claim, 7 Drawing Sheets

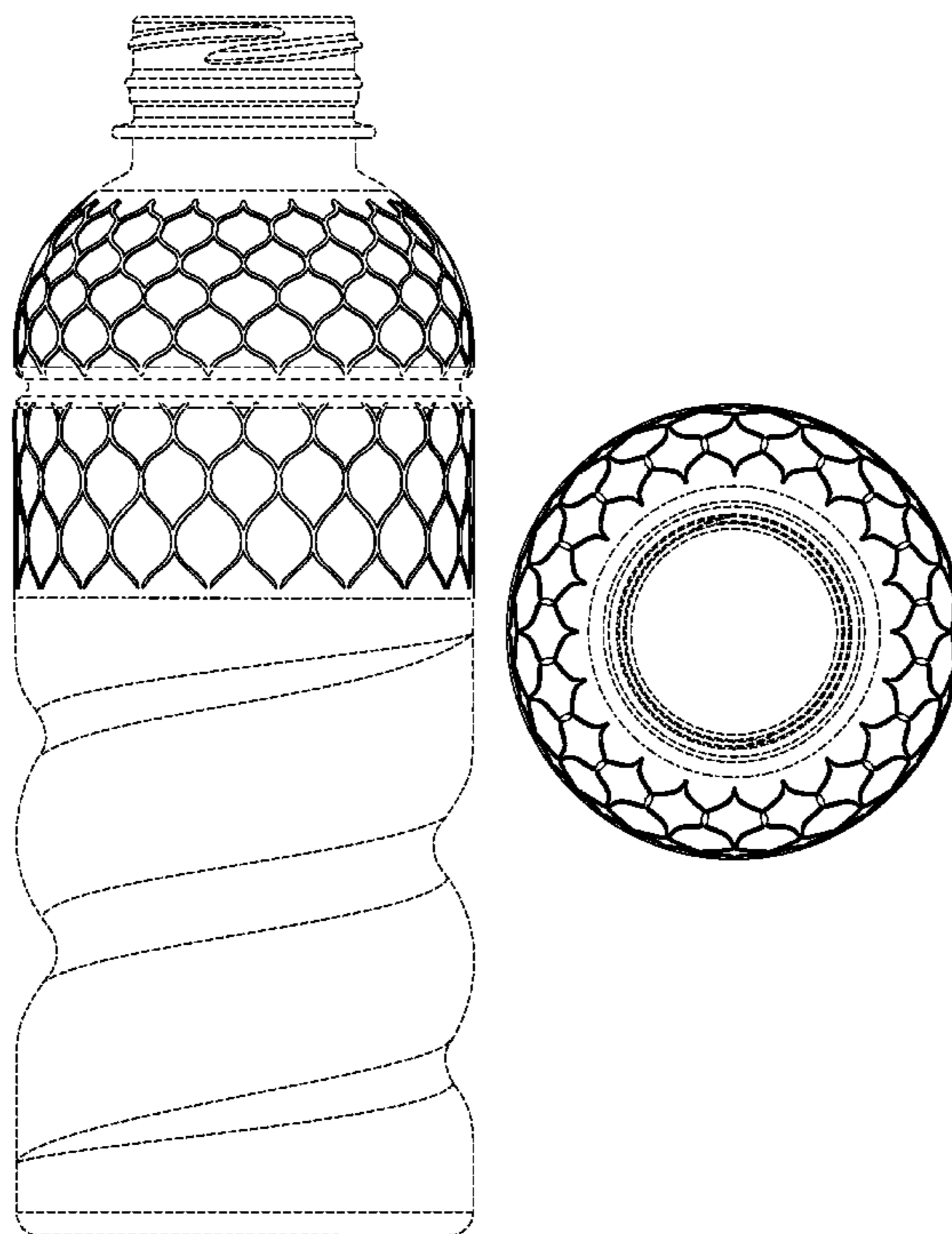


Fig. 1

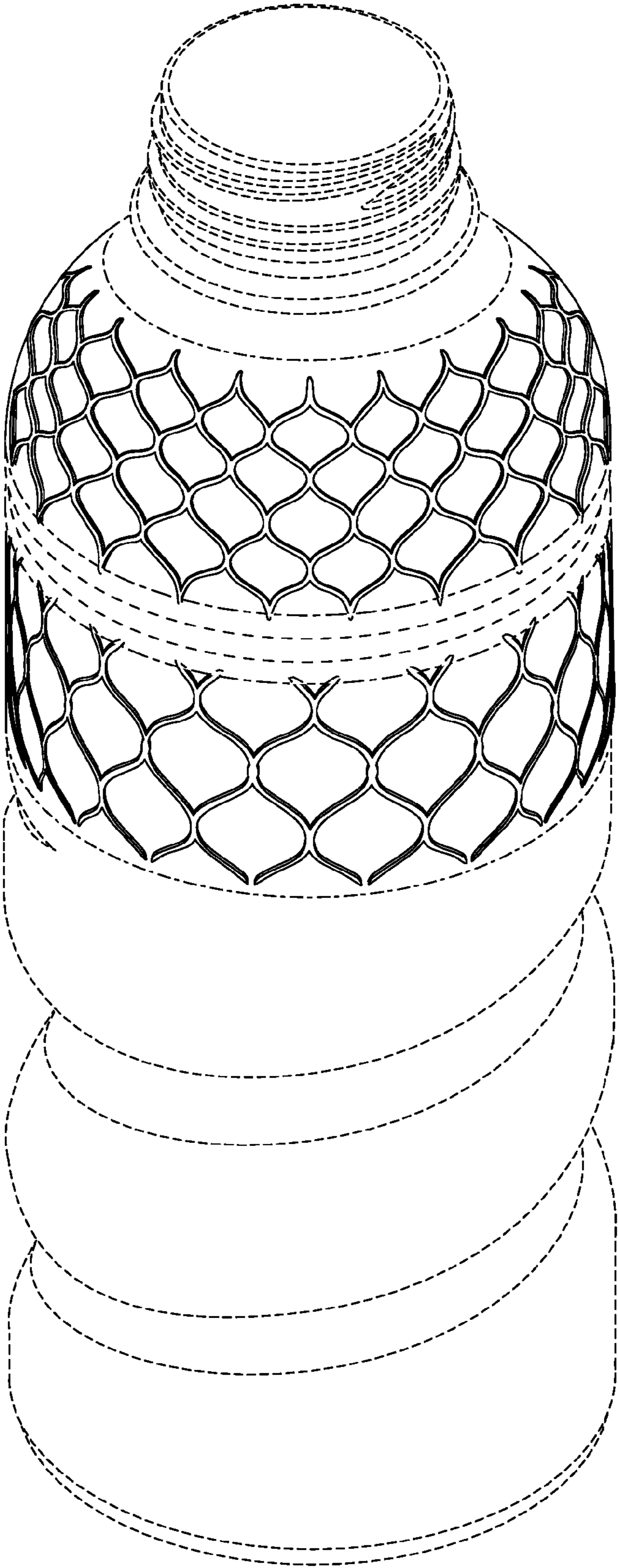


Fig. 2

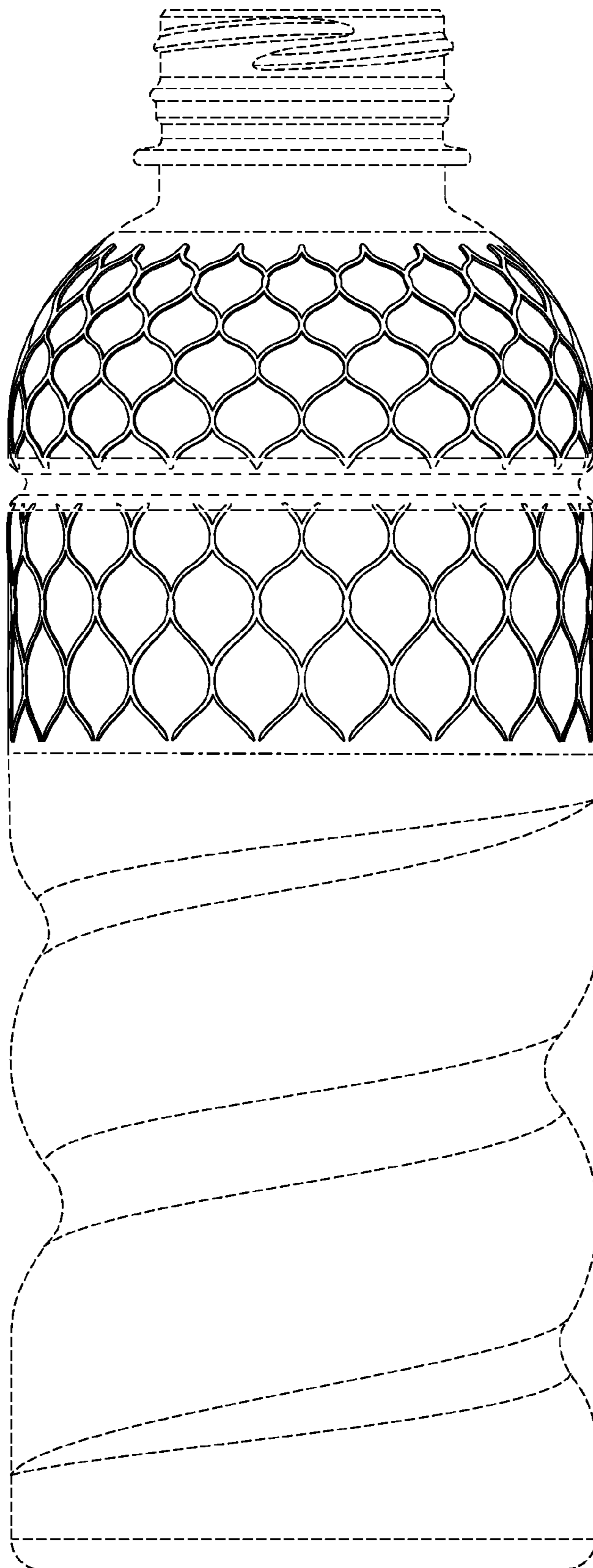


Fig. 3

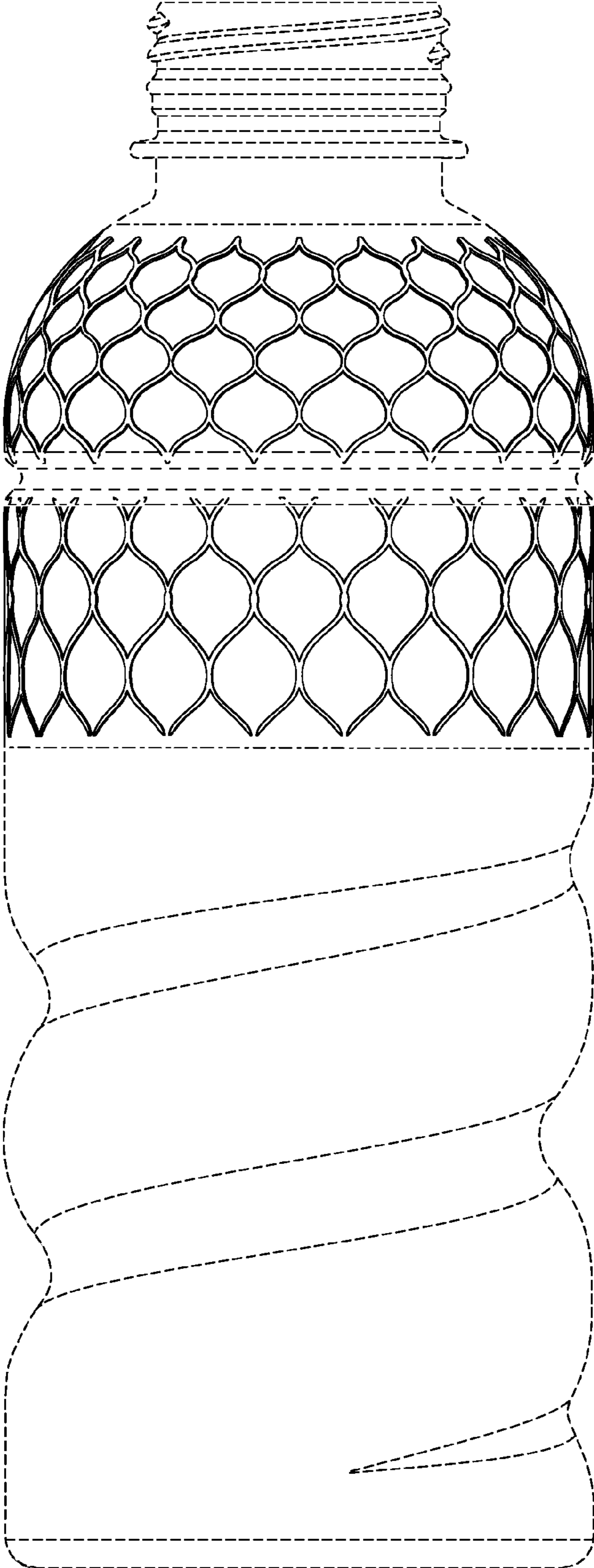


Fig. 4

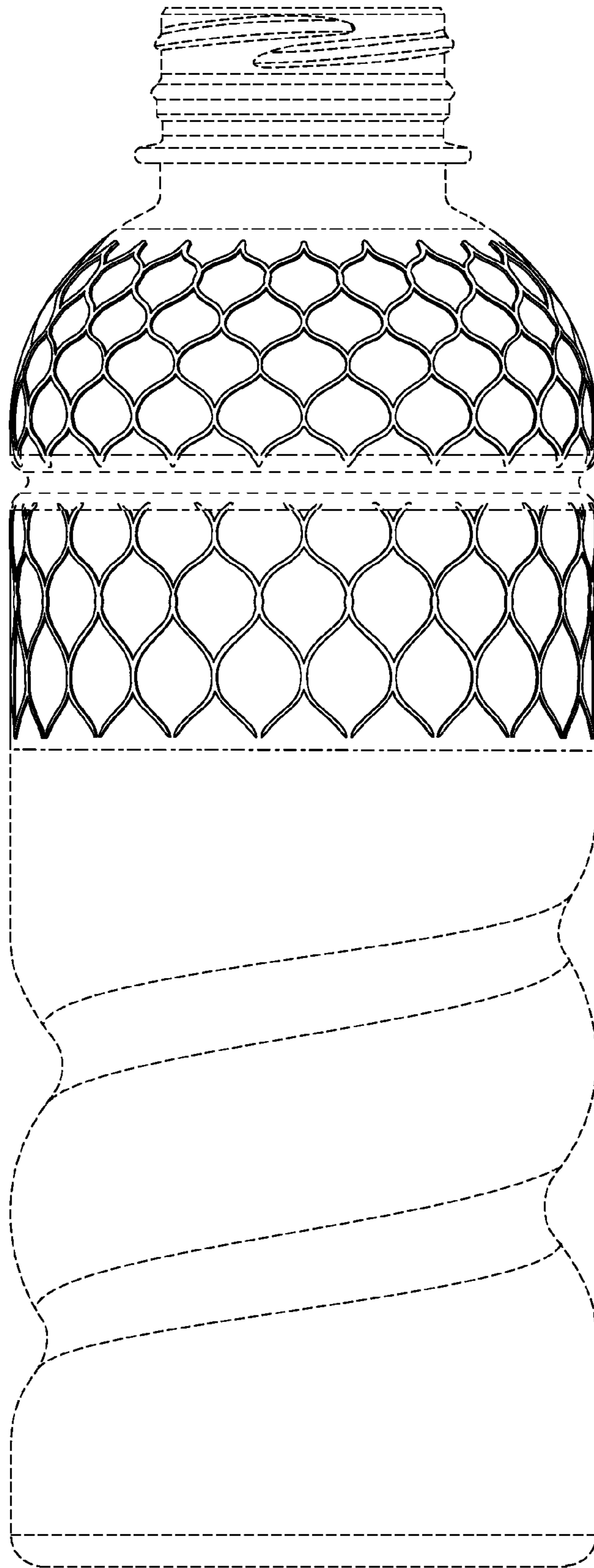


Fig. 5

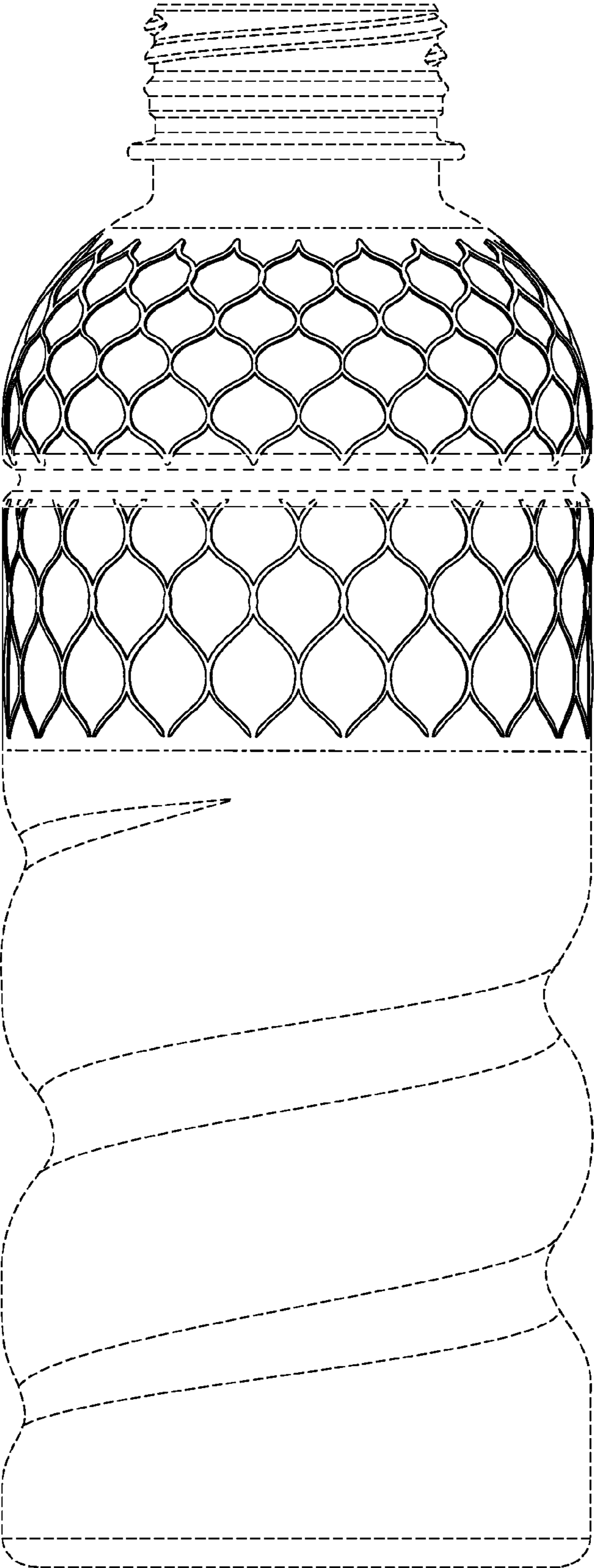


Fig. 6

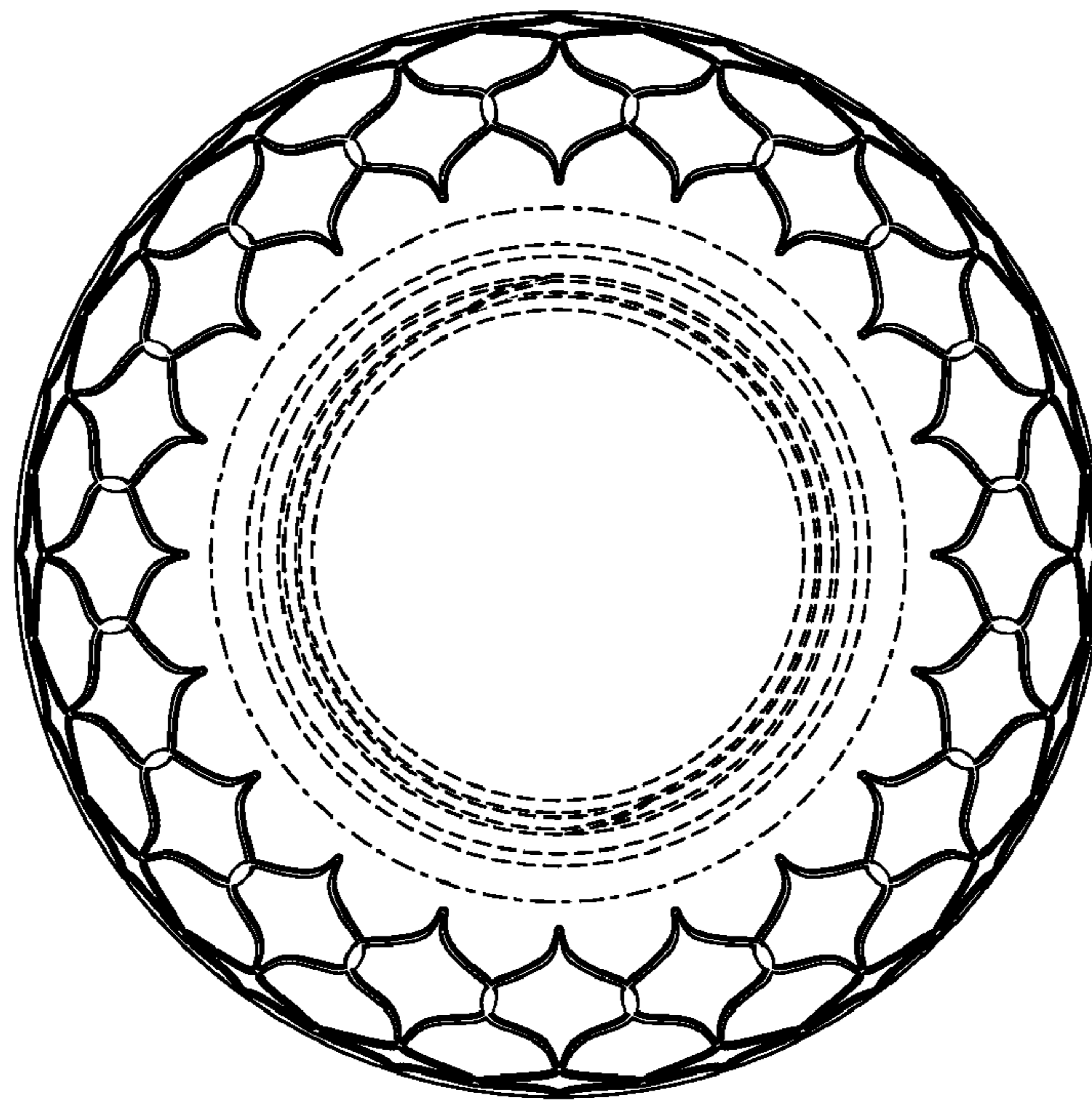


Fig. 7

