



US00D621244S

(12) **United States Design Patent**
Kundinger, Jr. et al.

(10) **Patent No.:** **US D621,244 S**
(45) **Date of Patent:** **** Aug. 10, 2010**

(54) **HANG ROD MOUNTING BRACKET**
(75) Inventors: **Robert P. Kundinger, Jr.**, Deland, FL
(US); **Gregory Rojas**, Ocala, FL (US)
(73) Assignee: **Clairson, Inc.**, Newark, DE (US)
(**) Term: **14 Years**

4,671,419 A 6/1987 Beverly
4,693,380 A 9/1987 Muth
4,708,552 A 11/1987 Bustos et al.
D293,416 S 12/1987 Krueger
4,732,284 A 3/1988 Remmers
D295,182 S 4/1988 Remmers
4,735,325 A 4/1988 Remmers
D295,472 S 5/1988 Remmers

(21) Appl. No.: **29/337,655**
(22) Filed: **May 27, 2009**

(Continued)

FOREIGN PATENT DOCUMENTS

EP 0338872 A1 10/1989

(Continued)

(51) **LOC (9) Cl.** **08-05**
(52) **U.S. Cl.** **D8/381**
(58) **Field of Classification Search** D8/349,
D8/354, 356, 366, 373, 380, 382, 394, 395,
D8/381, 363, 367; D12/223, 211; D13/154;
D14/253; D10/72; 242/608.4, 608.8, 600,
242/601, 570, 370, 395; 248/264, 251, 300,
248/916; 137/355.23, 355.27; 104/113
See application file for complete search history.

OTHER PUBLICATIONS

Reissue U.S. Appl. No. 11/014,663, filed Dec. 16, 2004, Remmers.

Primary Examiner—Melody N Brown
(74) *Attorney, Agent, or Firm*—Harness, Dickey & Pierce,
P.L.C.

(56) **References Cited**

(57) **CLAIM**

U.S. PATENT DOCUMENTS

The ornamental design for a hang rod mounting bracket, as shown and described.

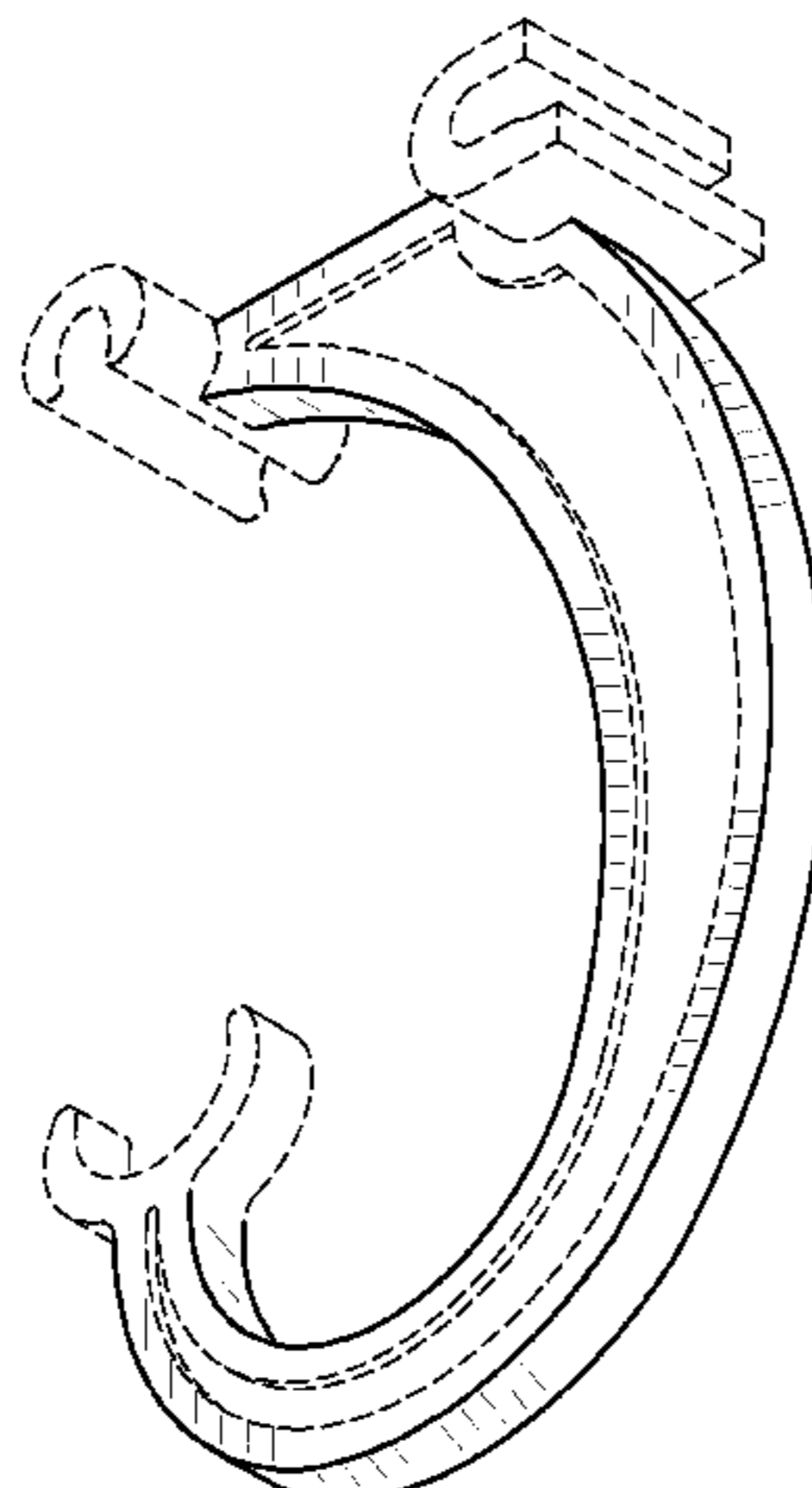
D5,634 S 3/1872 Wunder
1,793,036 A 2/1931 Whitney
D108,811 S 3/1938 Snyder
2,266,274 A 12/1941 Schroeder
2,441,721 A 5/1948 Schroeder
3,499,541 A 3/1970 Mackie
3,563,182 A 2/1971 MacFarlane et al.
3,640,389 A 2/1972 Snyder
D227,742 S 7/1973 Logsdon
3,760,744 A 9/1973 Cruckshank
3,998,170 A 12/1976 Gordon
D244,668 S * 6/1977 Tegner D8/363
4,098,480 A 7/1978 Neumann
4,155,312 A 5/1979 Thorkildson
4,523,722 A 6/1985 Cohen et al.
D279,959 S 8/1985 Nimmo et al.
4,533,056 A 8/1985 Krikorian
4,548,327 A 10/1985 Kilkelly
4,603,781 A 8/1986 Ryan, Jr.
4,646,998 A 3/1987 Pate

DESCRIPTION

FIG. 1 is an upper perspective view of a hang rod mounting bracket, showing my design;
FIG. 2 is a lower perspective view thereof;
FIG. 3 is a left side view thereof;
FIG. 4 is a right side view thereof;
FIG. 5 is a front view thereof;
FIG. 6 is a rear view thereof;
FIG. 7 is a top view thereof; and,
FIG. 8 is a bottom view thereof.

The details shown in broken lines are for illustrative purposes only and form no part of the claimed design.

1 Claim, 7 Drawing Sheets



US D621,244 S

U.S. PATENT DOCUMENTS

4,781,349	A	11/1988	Remmers
4,783,035	A	11/1988	Remmers
D299,212	S	1/1989	Murphy
D299,436	S	1/1989	Muth
4,795,041	A	1/1989	Remmers
4,838,451	A	6/1989	Arkell et al.
D305,272	S	12/1989	Remmers
D311,860	S	11/1990	Remmers
D312,389	S	11/1990	Remmers
5,074,223	A	12/1991	Remmers
5,086,936	A	2/1992	Remmers
D334,497	S	4/1993	Putty
D340,639	S	10/1993	Remmers
D348,826	S	7/1994	McCaffrey
5,326,062	A	7/1994	Remmers
5,330,063	A	7/1994	Remmers
5,351,842	A	10/1994	Remmers
D353,500	S	12/1994	Remmers
5,407,084	A	4/1995	Remmers
5,492,295	A	2/1996	Remmers
D369,293	S	4/1996	Gusdorf et al.
5,531,416	A	7/1996	Remmers
5,533,851	A	7/1996	Remmers
5,580,018	A	12/1996	Remmers
5,584,405	A	12/1996	Tunzi
D392,553	S	3/1998	Dill
5,752,610	A	5/1998	Remmers
5,755,414	A	5/1998	Remmers
D394,999	S	6/1998	Phillip
5,758,851	A	6/1998	Remmers
D402,536	S	12/1998	Cousins
D403,234	S	12/1998	Nagato
D408,175	S	4/1999	Daniels et al.
D409,866	S	5/1999	West
5,909,936	A	6/1999	Daniels et al.
5,921,412	A	7/1999	Merl
6,053,465	A	4/2000	Kluge
D423,917	S	5/2000	Remmers et al.
D427,466	S	7/2000	Remmers
D437,515	S	2/2001	Remmers et al.
6,279,467	B1	8/2001	Tiemann
6,402,108	B1	6/2002	Remmers
6,457,594	B1	10/2002	Tiemann
6,467,860	B2	10/2002	Remmers
6,494,653	B2	12/2002	Remmers
D470,398	S	2/2003	Remmers
D477,144	S	7/2003	Remmers
6,626,509	B2	9/2003	Remmers
6,669,154	B1	12/2003	Remmers
D490,690	S	6/2004	Brass et al.
6,840,593	B2	1/2005	Remmers
D506,385	S	6/2005	Brown
6,915,913	B2	7/2005	Cardinell
6,953,176	B2	10/2005	Remmers
7,004,335	B2	2/2006	Remmers
7,021,730	B2	4/2006	Remmers
D522,848	S	6/2006	Nawrocki
D522,852	S	6/2006	Nawrocki

D525,811	S	8/2006	Nawrocki
D526,519	S	8/2006	Nawrocki
D526,887	S	8/2006	Remmers et al.
7,086,543	B2	8/2006	Remmers
7,090,317	B2	8/2006	Remmers
D527,559	S	9/2006	Remmers
D527,935	S	9/2006	Remmers
D531,019	S	10/2006	Plumer
D531,891	S	11/2006	Nawrocki
7,174,605	B1	2/2007	Nawrocki
7,185,772	B2	3/2007	Remmers
7,188,740	B2	3/2007	Marchetta et al.
D543,094	S	5/2007	Remmers
7,225,237	B1	5/2007	Tenereillo
D544,260	S	6/2007	Nawrocki
D544,261	S	6/2007	Nawrocki
D547,163	S	7/2007	Xayoiphonh
D547,164	S	7/2007	Xayoiphonh
D547,640	S	7/2007	Remmers
7,240,803	B2	7/2007	Stitchick et al.
D550,540	S	9/2007	Nawrocki
D551,062	S	9/2007	Nawrocki
D551,884	S	10/2007	Remmers
D553,485	S	10/2007	Hall
7,296,697	B2	11/2007	Costa et al.
D559,090	S	1/2008	Nawrocki
7,314,144	B2	1/2008	Stitchick et al.
D580,258	S *	11/2008	Fernandez D8/381
7,516,930	B2 *	4/2009	Chen 248/304
D608,186	S *	1/2010	Nicoll D8/367
D613,585	S *	4/2010	Haddock D8/367
2005/0109720	A1	5/2005	Marchetta
2005/0145147	A1	7/2005	Costa et al.
2005/0247651	A1	11/2005	Craft
2006/0011568	A1	1/2006	Remmers et al.
2006/0113443	A1	6/2006	Remmers
2007/0023374	A1	2/2007	Nawrocki
2007/0068887	A1	3/2007	Nawrocki
2007/0101545	A1	5/2007	Nawrocki
2007/0102604	A1	5/2007	Nawrocki
2007/0108146	A1	5/2007	Nawrocki
2007/0108148	A1	5/2007	Stitchick et al.
2007/0114197	A1	5/2007	Remmers
2007/0114348	A1	5/2007	Nawrocki
2007/0119805	A1	5/2007	Nawrocki
2007/0137417	A1	6/2007	Nawrocki et al.
2007/0159040	A1	7/2007	Fernandez et al.
2007/0187561	A1	8/2007	Xayoiphonh
2007/0205172	A1	9/2007	Stitchick et al.
2008/0047098	A1	2/2008	Nawrocki

FOREIGN PATENT DOCUMENTS

FR	2717994	A1	10/1995
GB	2153205	A	8/1985
GB	2180141	A	3/1987
GB	2229625	A	10/1990
JP	10002663	A	1/1998
WO	WO 2004/056236	A1	7/2004

* cited by examiner

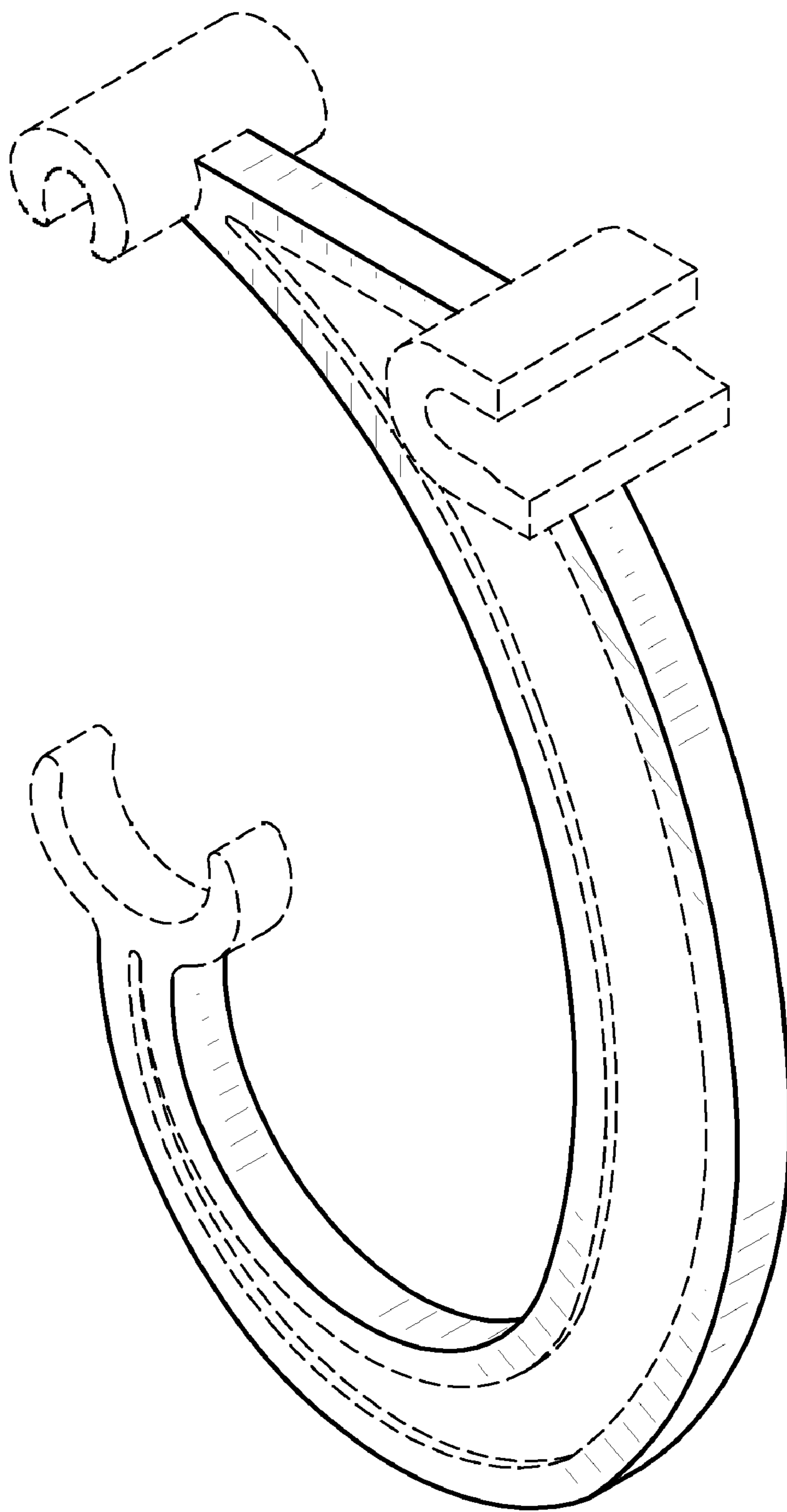


Fig. 1

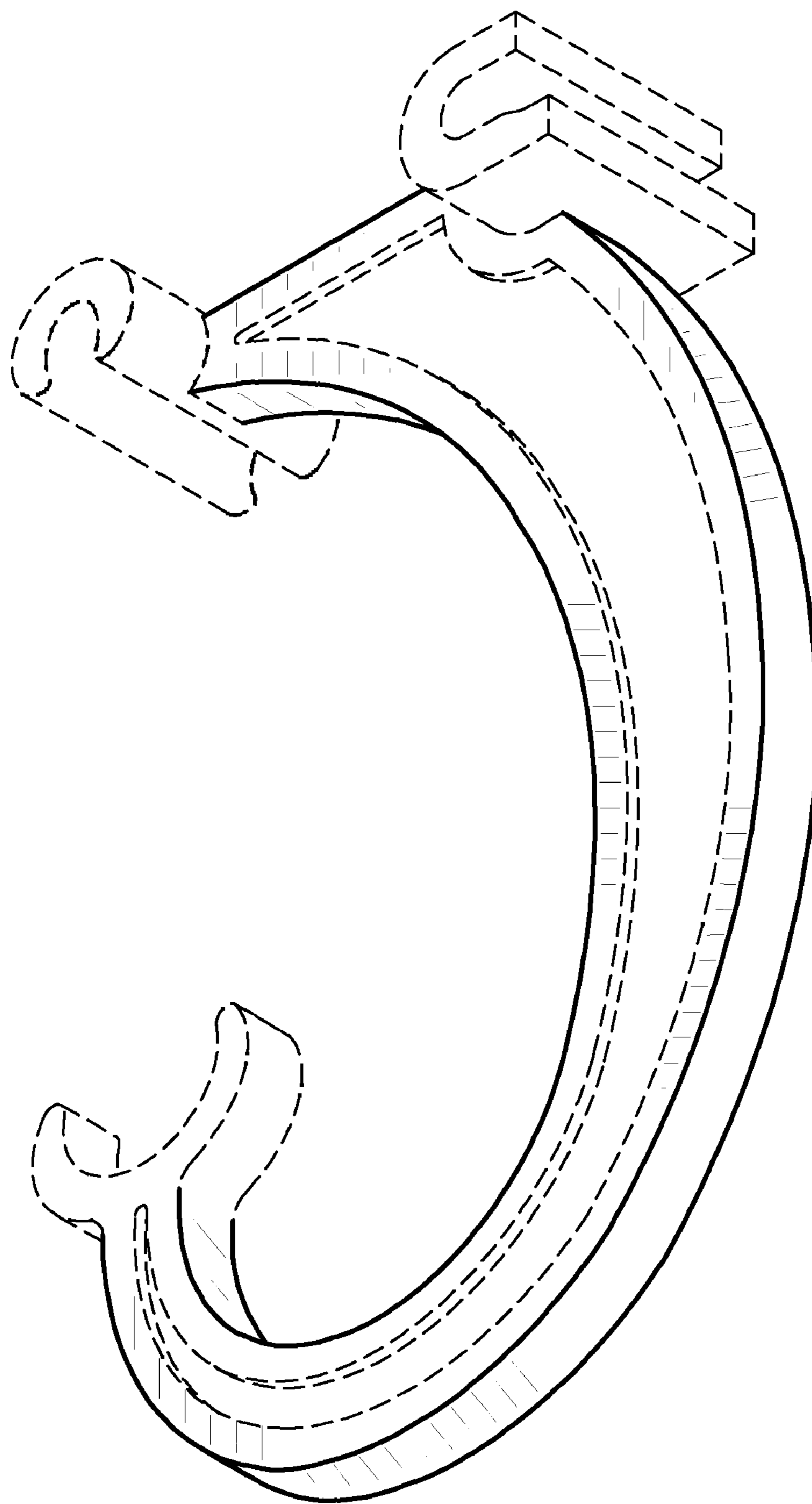


Fig. 2

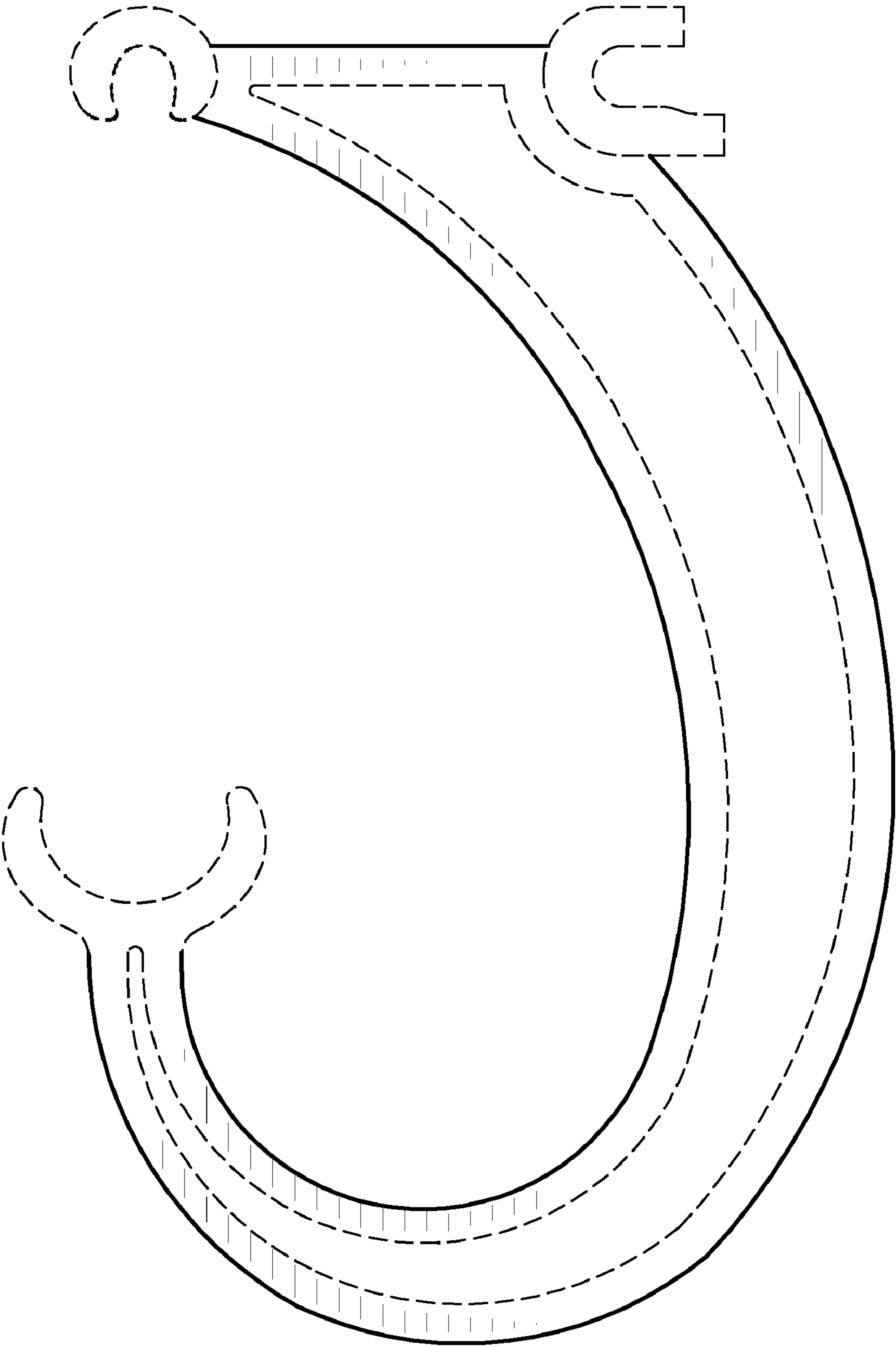


Fig. 3

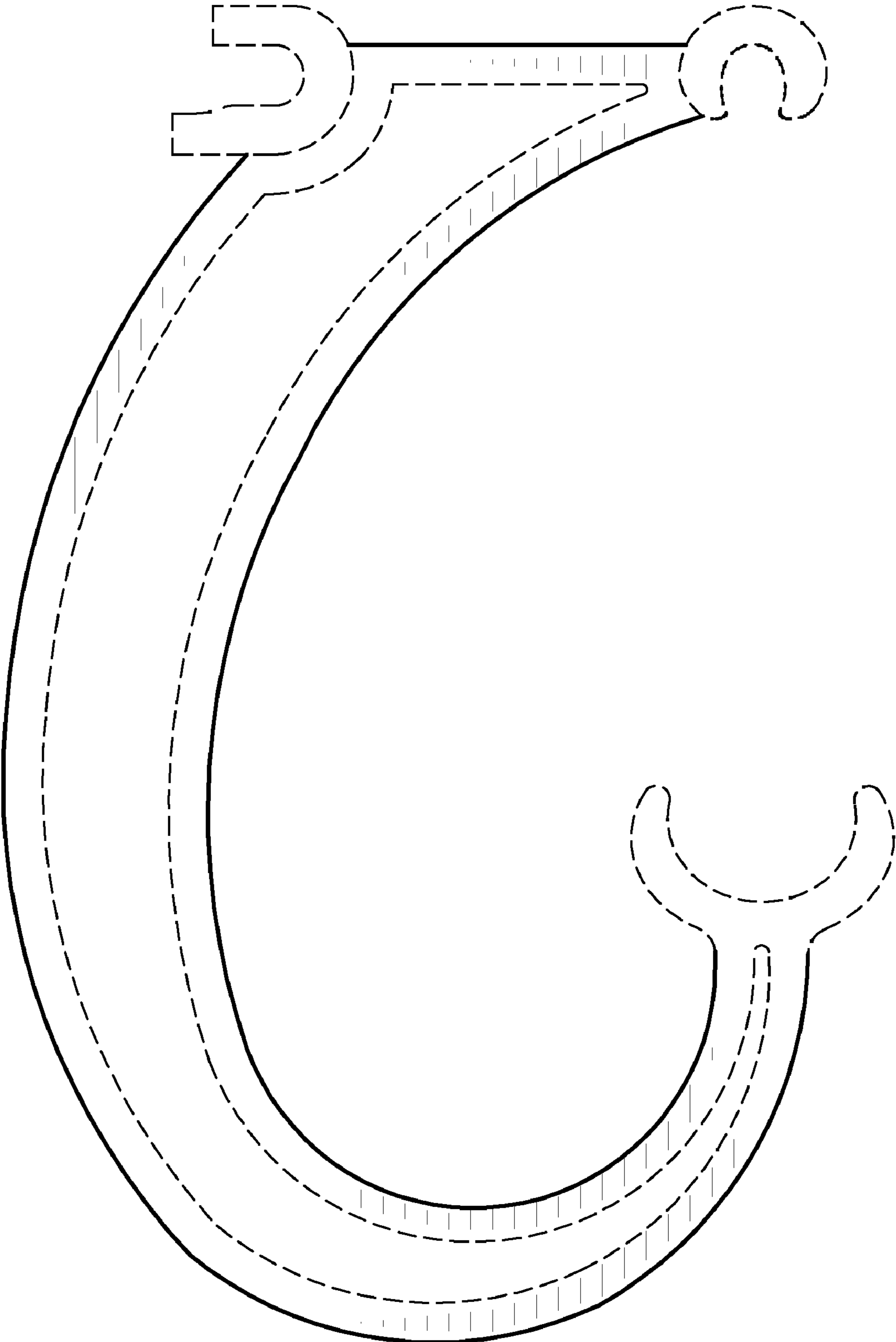


Fig. 4

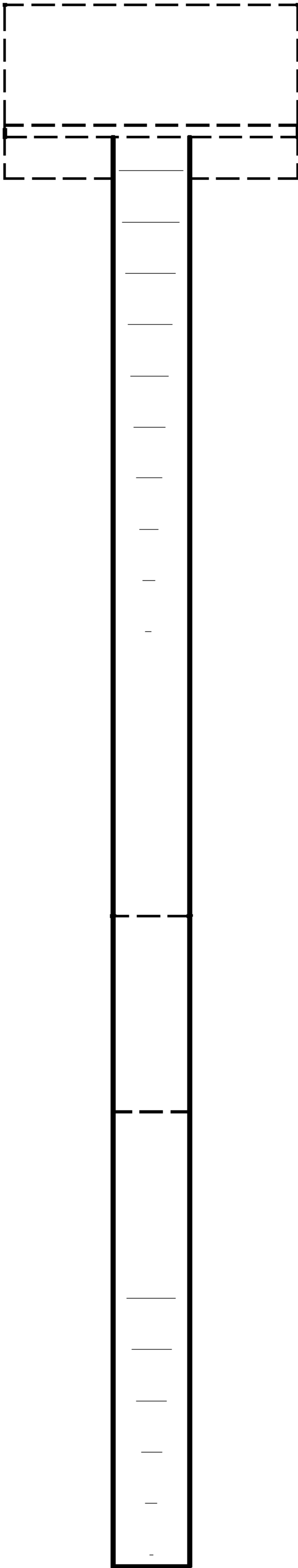


Fig. 5

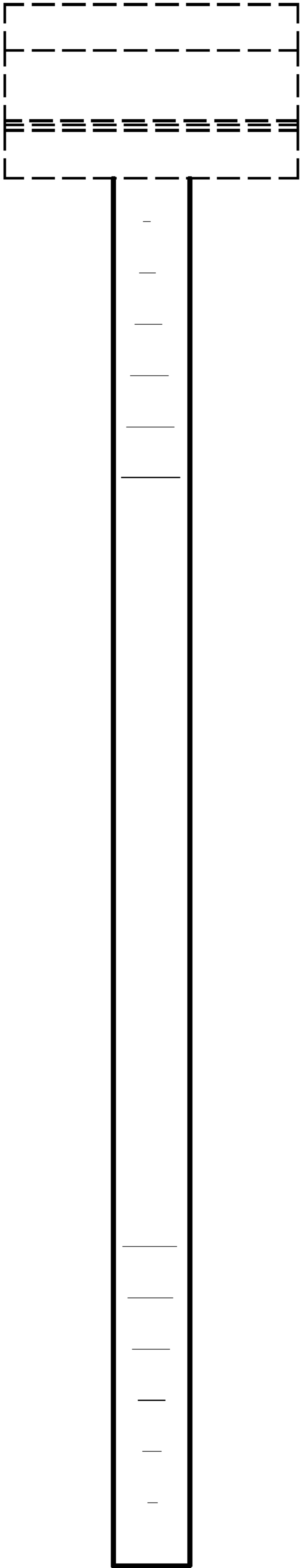


Fig. 6

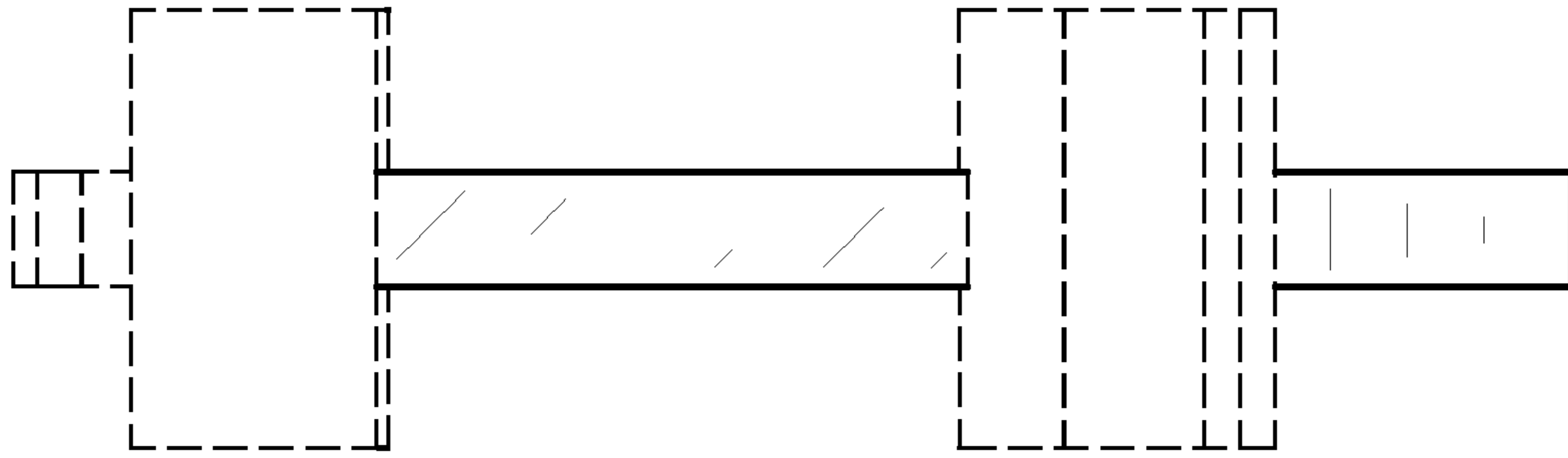


Fig. 7

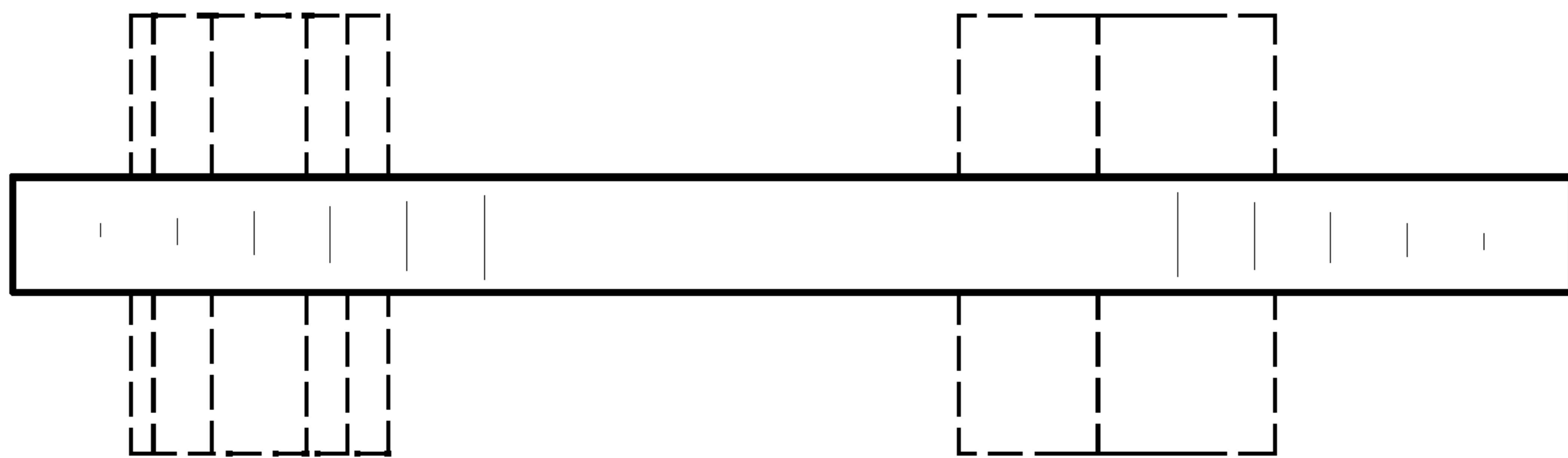


Fig. 8