



US00D621224S

(12) **United States Design Patent**
Wang Chen

(10) **Patent No.:** **US D621,224 S**

(45) **Date of Patent:** **** Aug. 10, 2010**

(54) **TEA CAN**

(75) **Inventor:** **Tsai-Hsieh Wang Chen, Taipei (TW)**

(73) **Assignee:** **Cha Cha Th é Culture International Company Limited, Taipei (TW)**

(**) **Term:** **14 Years**

(21) **Appl. No.:** **29/352,086**

(22) **Filed:** **Dec. 16, 2009**

(51) **LOC (9) Cl.** **07-07**

(52) **U.S. Cl.** **D7/613**

(58) **Field of Classification Search** D7/612-615,
D7/601, 602, 629; D9/544, 546, 560, 573,
D9/574, 600; 206/457, 459.5

See application file for complete search history.

(56) **References Cited**

U.S. PATENT DOCUMENTS

- D31,235 S * 7/1899 Low D9/560
- D264,421 S * 5/1982 Ko D7/613
- D431,970 S * 10/2000 Sani D7/612

- D527,845 S * 9/2006 Ng D7/612
- D540,688 S * 4/2007 Lascaux D9/560
- D577,292 S * 9/2008 Moretti D9/560
- D579,784 S * 11/2008 Varlet D9/560

* cited by examiner

Primary Examiner—Terry A Wallace

(74) *Attorney, Agent, or Firm*—Chun-Ming Shih

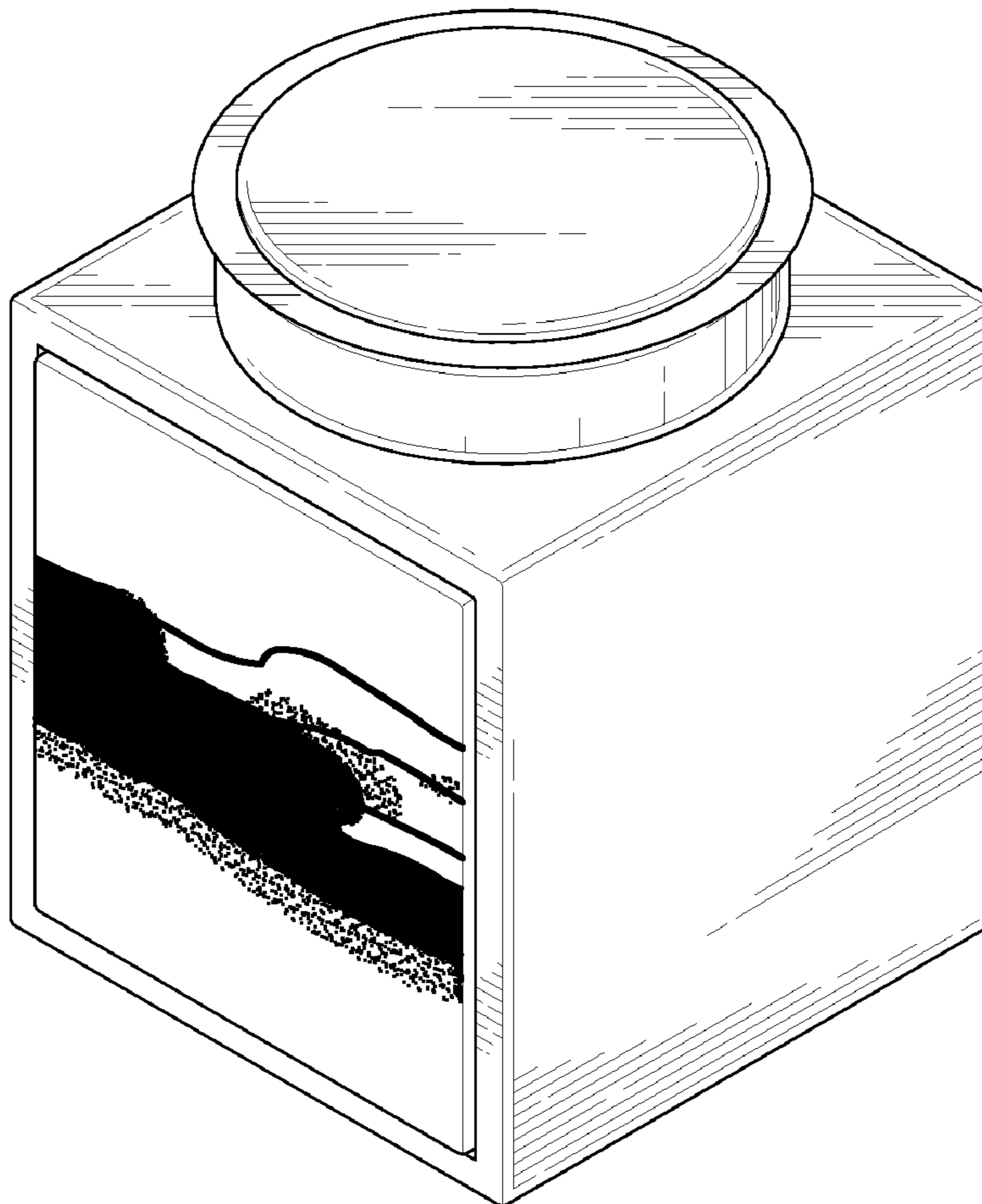
(57) **CLAIM**

The ornamental design for a tea can, as shown and described.

DESCRIPTION

FIG. 1 is a perspective view of a tea can showing my design;
 FIG. 2 is a front elevational view thereof;
 FIG. 3 is a left side elevational view thereof
 FIG. 4 is a right side elevational view thereof;
 FIG. 5 is a top plan view thereof;
 FIG. 6 is a bottom plan view thereof; and,
 FIG. 7 is a rear elevational view thereof.

1 Claim, 4 Drawing Sheets






FIG. 1




FIG. 2




FIG. 3




FIG. 4



FIG. 5

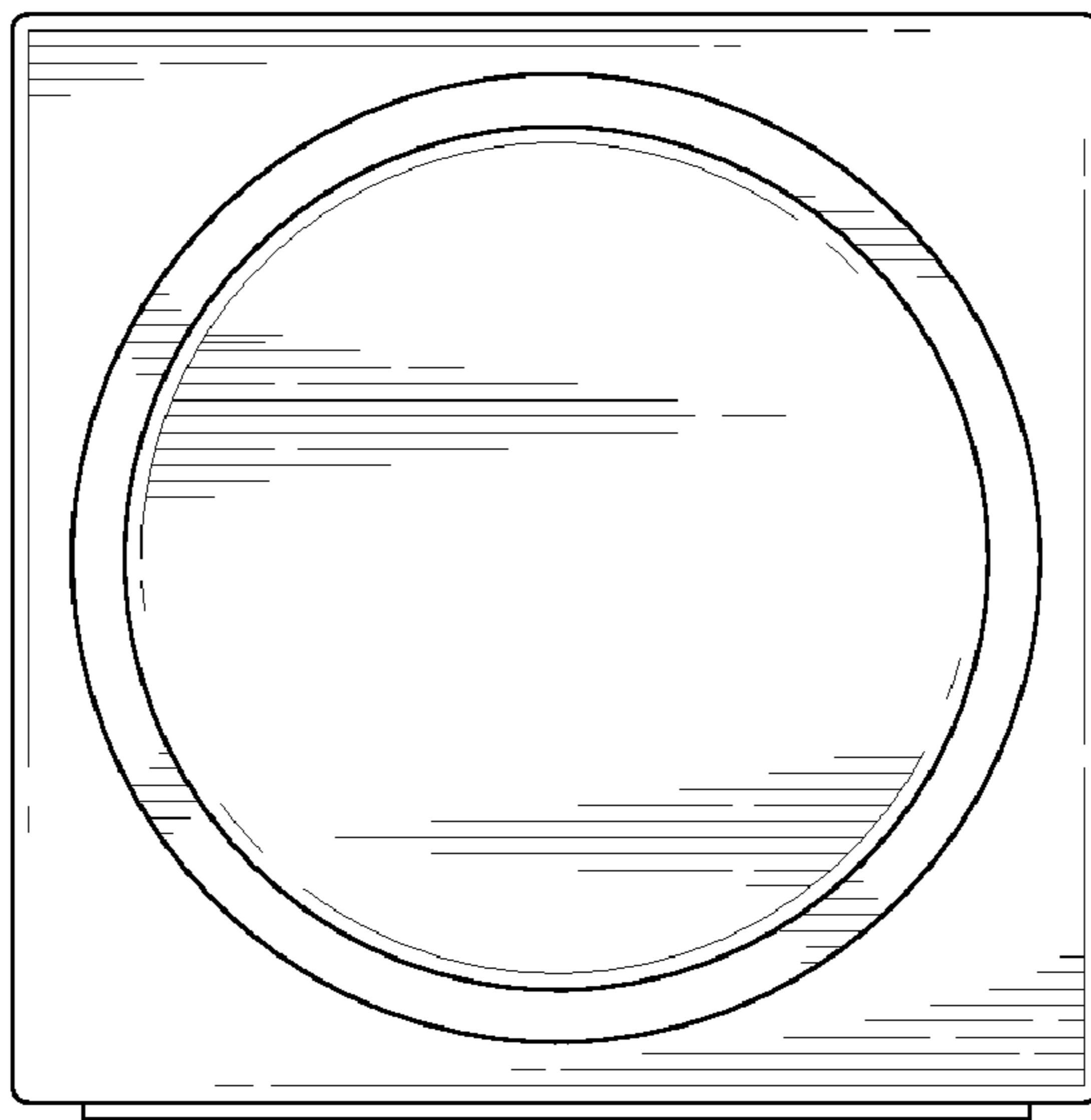


FIG. 6




FIG. 7