



US00D621212S

(12) **United States Design Patent**
Bruno et al.

(10) **Patent No.:** **US D621,212 S**
(45) **Date of Patent:** **** Aug. 10, 2010**

(54) **GRILL FRAME STRUCTURE**

(75) Inventors: **Adrian A. Bruno**, Rolling Meadows, IL (US); **Charles Choi**, Chicago, IL (US); **Sonny Siazon**, Woodstock, IL (US)

(73) Assignee: **Weber-Stephen Products Co.**, Palatine, IL (US)

(**) Term: **14 Years**

(21) Appl. No.: **29/346,756**

(22) Filed: **Nov. 5, 2009**

Related U.S. Application Data

(63) Continuation-in-part of application No. 29/344,963, filed on Oct. 7, 2009.

(51) **LOC (9) Cl.** **07-02**

(52) **U.S. Cl.** **D7/402**

(58) **Field of Classification Search** D7/332, D7/334-337, 402-405; 99/339, 449, 450, 99/482; 126/25 R, 9 R, 41 R, 50, 276, 304 A, 126/268; D6/511, 574; 211/90.01; 248/129, 248/150-151
See application file for complete search history.

(56) **References Cited**

U.S. PATENT DOCUMENTS

3,538,906	A	11/1970	Heraty et al.	
D298,406	S *	11/1988	Stephen et al.	D7/402
5,027,788	A	7/1991	Schlosser et al.	
D325,838	S *	5/1992	Lamprey	D6/574
5,299,553	A	4/1994	Giebel et al.	
D361,466	S *	8/1995	Peterson et al.	D7/334
D362,370	S *	9/1995	Wiese	D7/402
D375,436	S *	11/1996	Bird et al.	D7/403
D377,734	S *	2/1997	Bird et al.	D7/402
D388,658	S *	1/1998	Dutczak	D7/403
D428,291	S *	7/2000	Koncar	D6/574
D428,303	S *	7/2000	Wagner et al.	D7/403
D436,004	S *	1/2001	Wagner	D7/402
D447,002	S *	8/2001	Pai	D7/403

D451,759	S *	12/2001	Joss et al.	D7/402
D454,753	S *	3/2002	Pai	D7/402
D459,142	S *	6/2002	Wu	D7/334
D459,938	S *	7/2002	Pai	D7/334
D460,658	S *	7/2002	Wu	D7/334
D462,234	S *	9/2002	Alden et al.	D7/402
6,474,327	B1	11/2002	Bossler et al.	
D466,359	S *	12/2002	Bossler et al.	D7/334
6,591,830	B2 *	7/2003	Wu	126/25 R
D485,116	S *	1/2004	Kwok	D7/334
6,684,876	B2	2/2004	Bossler et al.	
D488,026	S *	4/2004	Tseng	D7/403
D499,600	S *	12/2004	Bossler	D7/335
D516,860	S *	3/2006	Nipke	D7/403
D516,861	S *	3/2006	Nipke	D7/403

(Continued)

OTHER PUBLICATIONS

Weber Performer Owner's Guide #78763 published in the US on Feb. 13, 2008.

Primary Examiner—Ruth McInroy

(74) *Attorney, Agent, or Firm*—Baker & McKenzie LLP; David I. Roche; Daniel A. Tallitsch

(57) **CLAIM**

The ornamental design for a grill frame structure, as shown and described.

DESCRIPTION

FIG. 1 is a perspective view of a grill frame structure embodying the invention;

FIG. 2 is a second perspective view thereof;

FIG. 3 is a top view thereof;

FIG. 4 is a front view thereof;

FIG. 5 is left side view thereof;

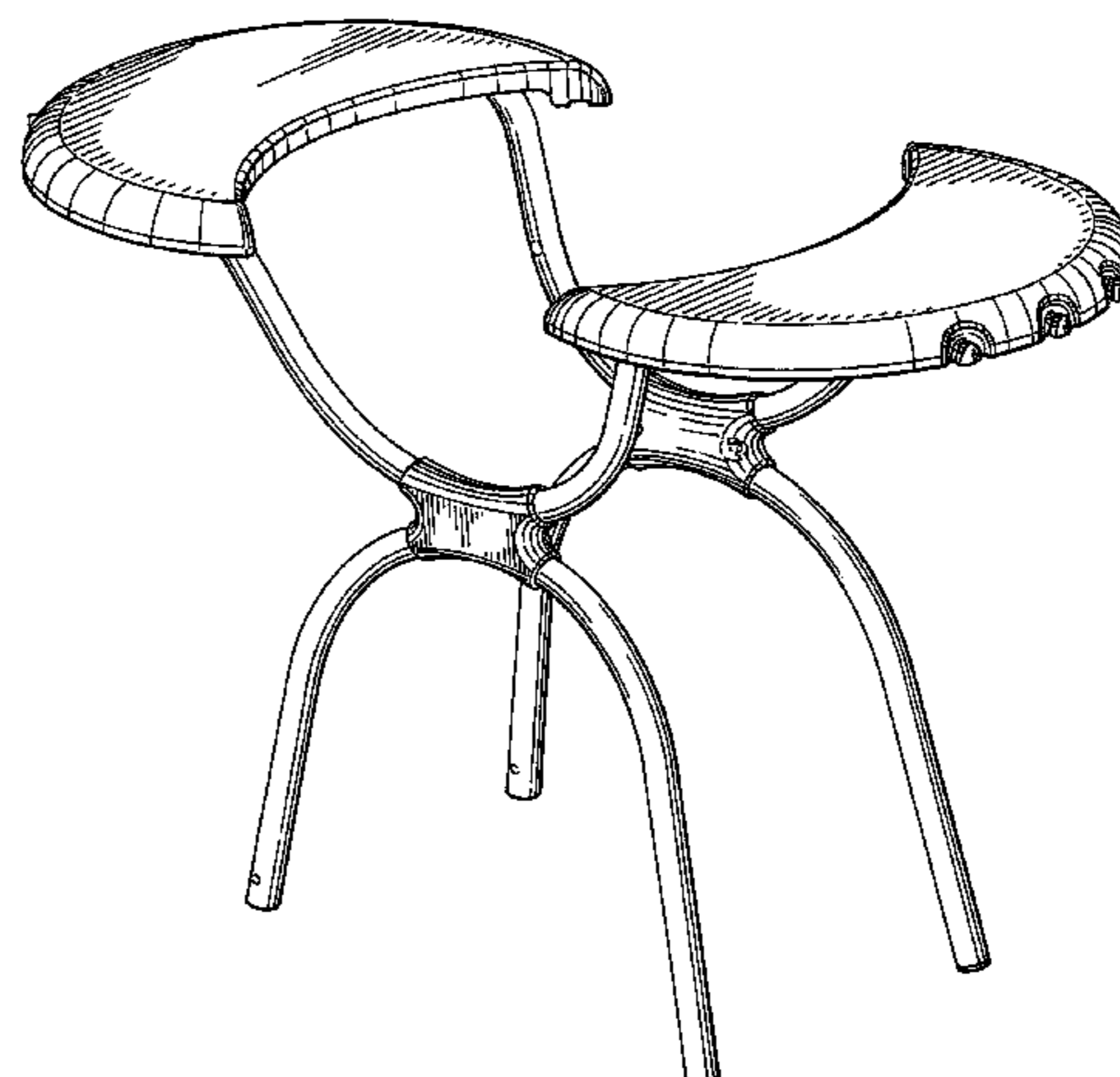
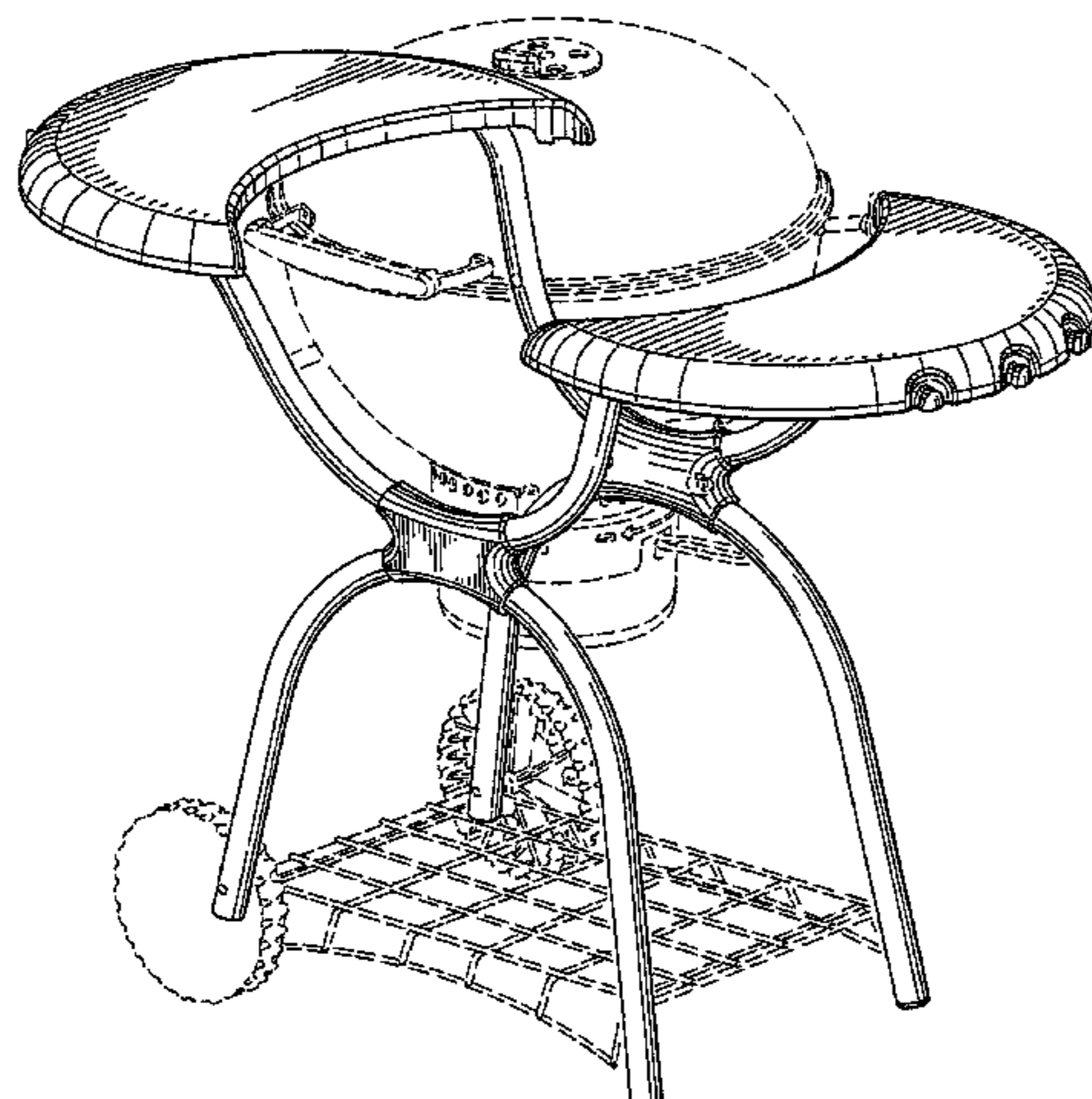
FIG. 6 is a rear view thereof;

FIG. 7 is a right side view thereof; and,

FIG. 8 is a bottom view thereof.

The details shown in broken lines form no part of the claimed design.

1 Claim, 6 Drawing Sheets



US D621,212 S

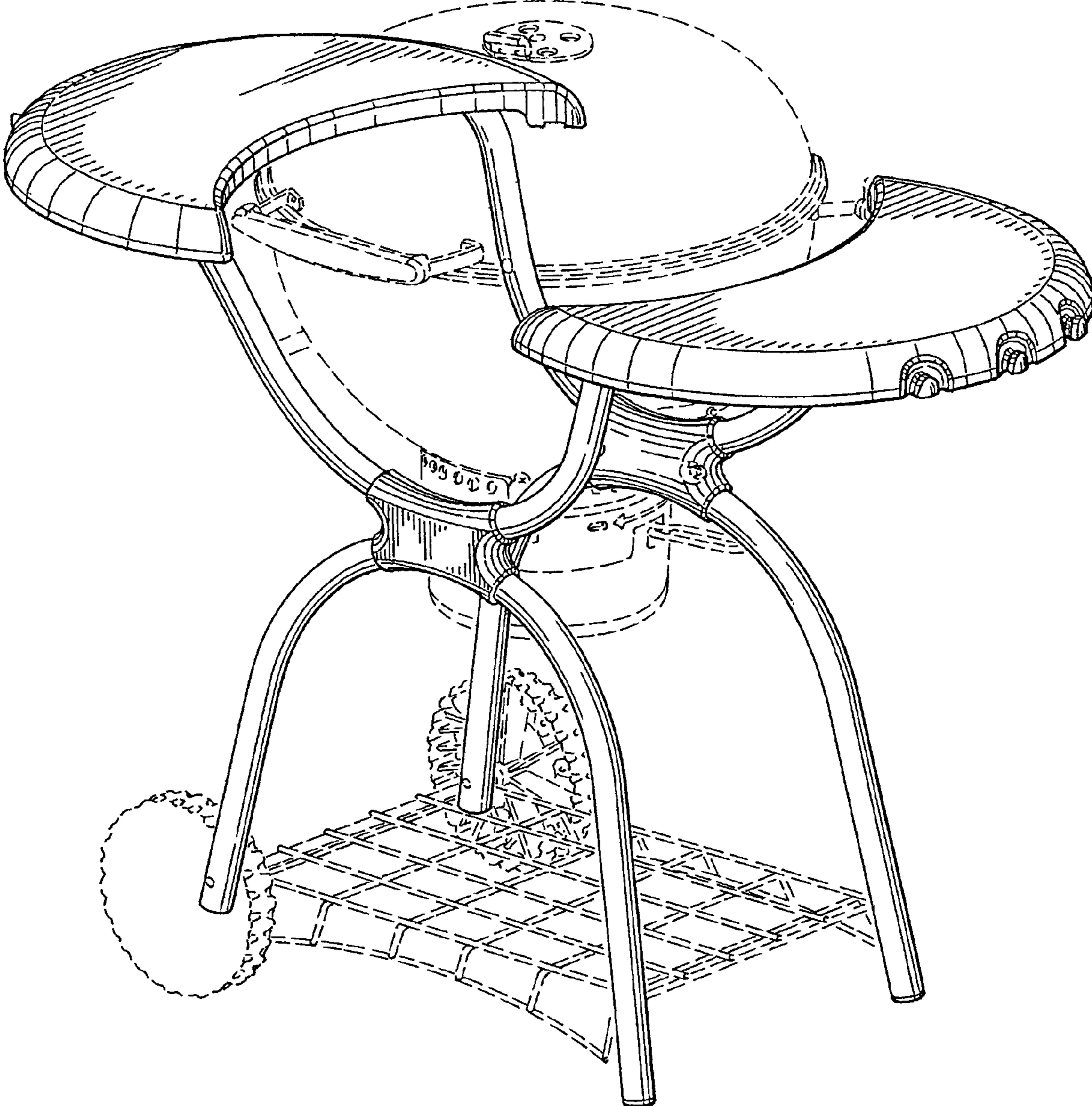
Page 2

U.S. PATENT DOCUMENTS

D517,368 S *	3/2006	Nipke	D7/403	D580,221 S *	11/2008	McKenzie	D7/402
D541,588 S *	5/2007	McKenzie	D7/402	D604,539 S *	11/2009	Kennedy et al.	D6/511
7,328,696 B2 *	2/2008	Rodriguez	126/50	2002/0078944 A1 *	6/2002	Cozzolino et al.	126/41 R
D566,463 S *	4/2008	Chung	D7/402	2005/0252504 A1 *	11/2005	Cabrera et al.	126/50
				2006/0137676 A1 *	6/2006	Barker et al.	126/25 R

* cited by examiner

FIG. 1



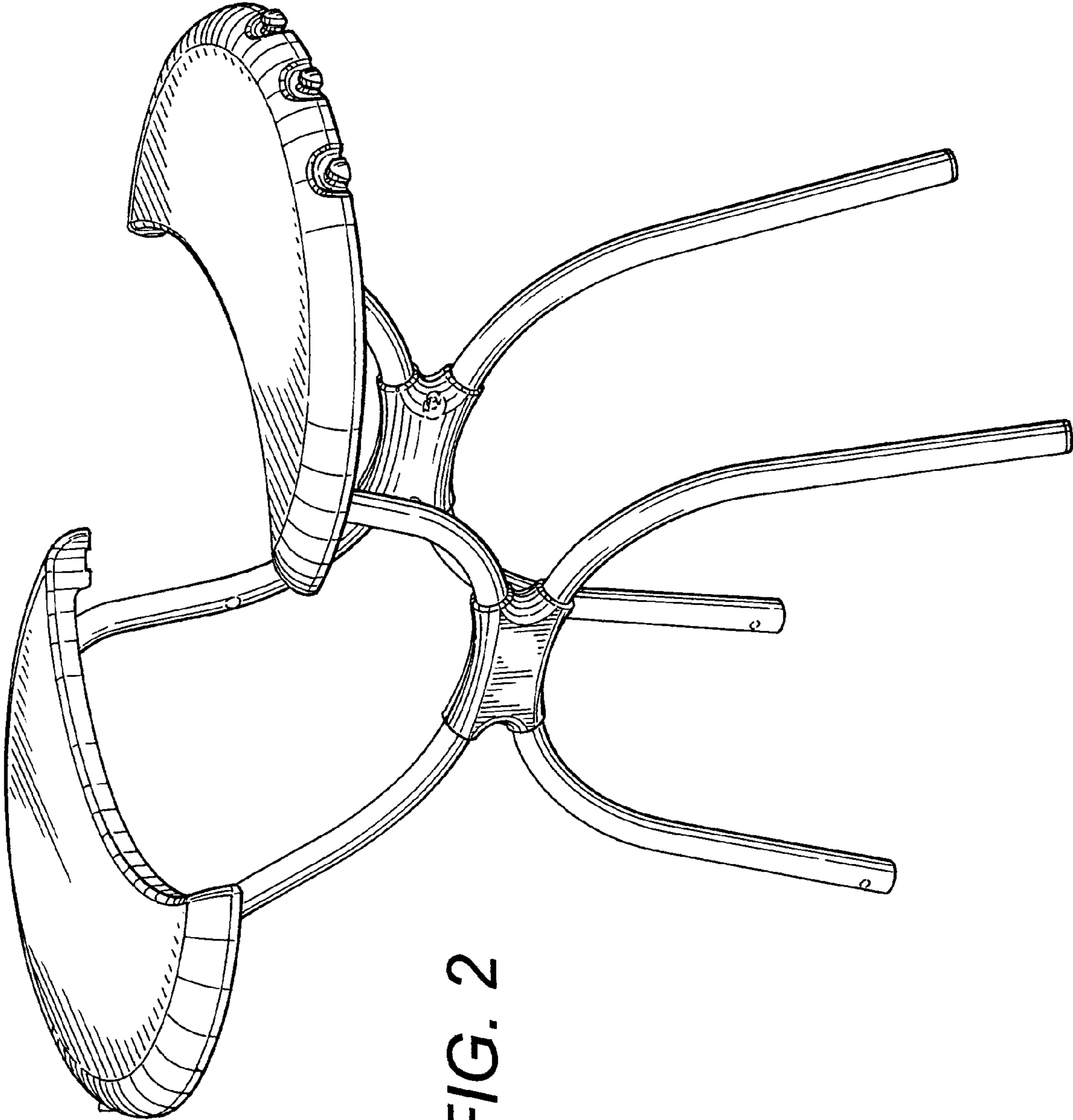
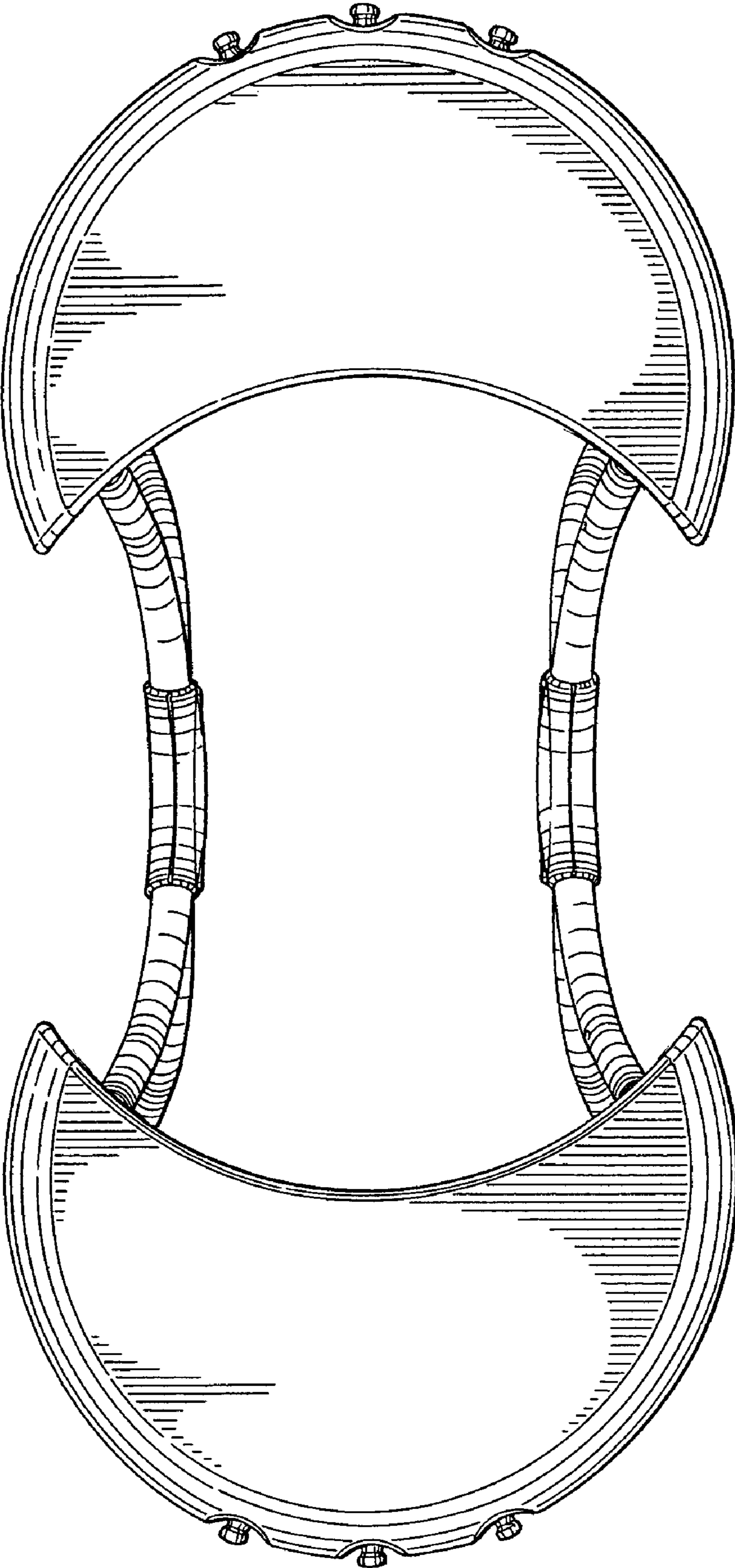
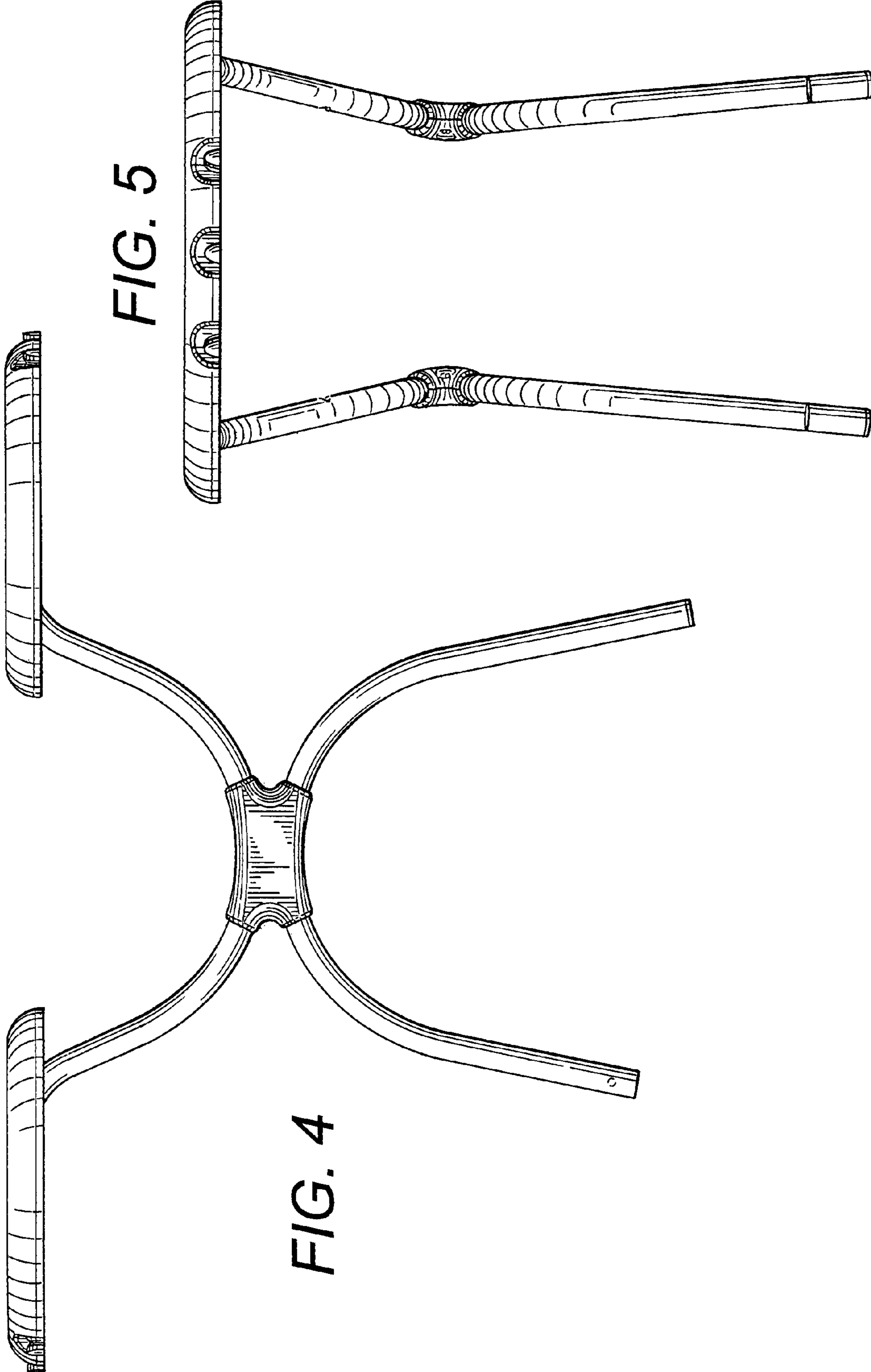


FIG. 2

FIG. 3





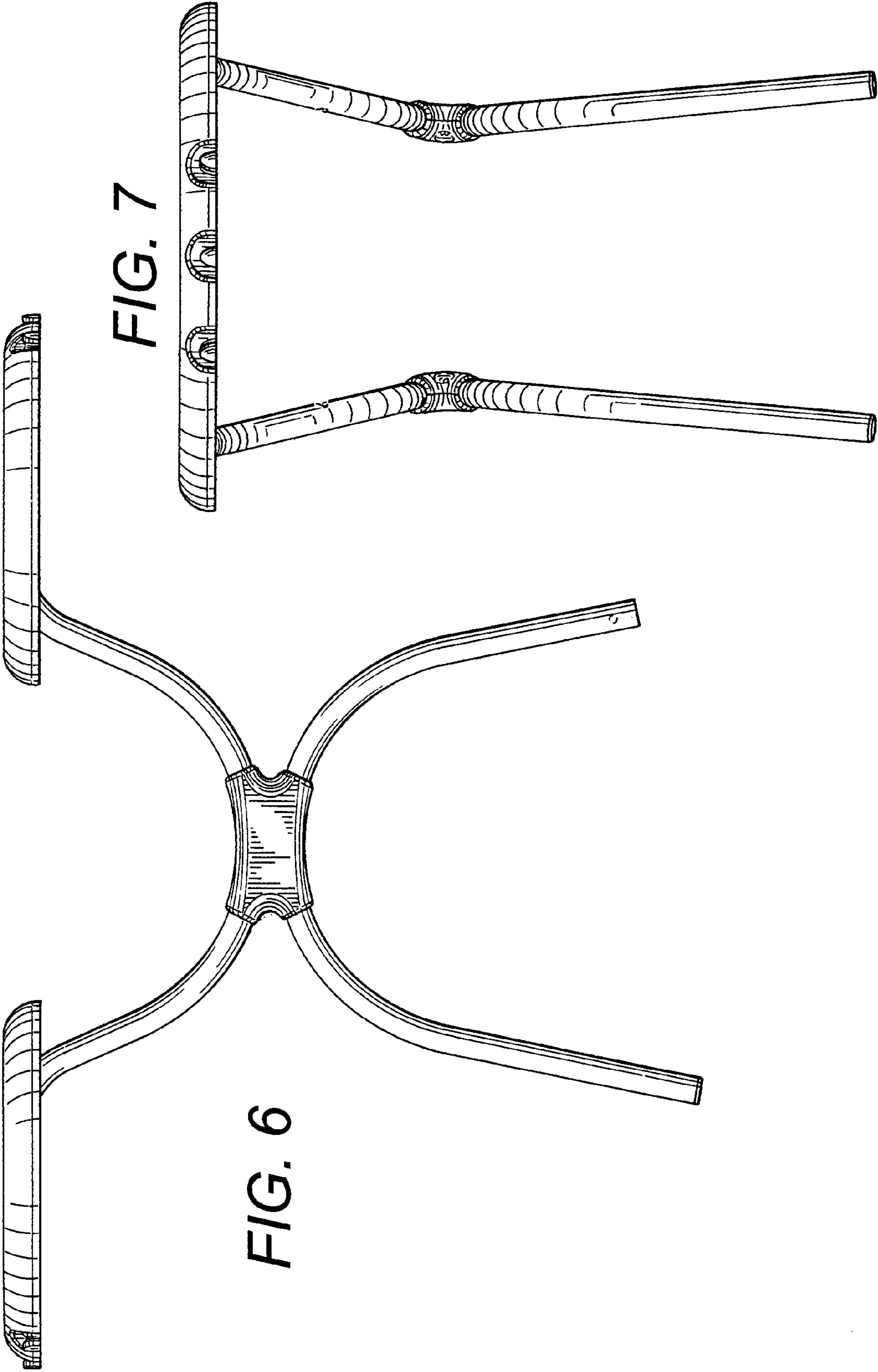


FIG. 7

FIG. 6

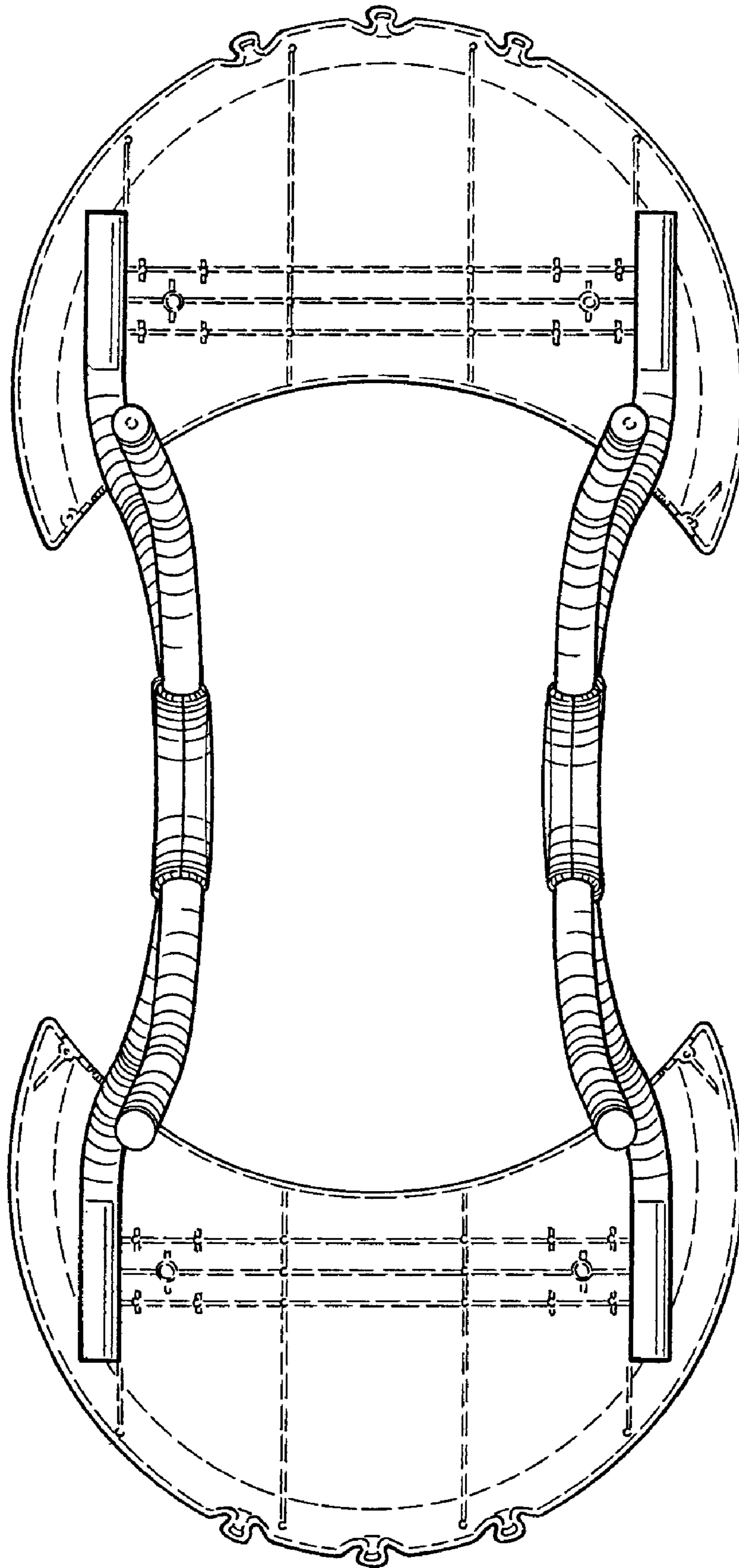


FIG. 8