



US00D621211S

(12) **United States Design Patent**  
**Claps**

(10) **Patent No.:** **US D621,211 S**

(45) **Date of Patent:** **\*\* Aug. 10, 2010**

(54) **FLATWARE HANDLE**

(75) Inventor: **Michael Claps**, Bloomfield, NJ (US)

(73) Assignee: **Cambridge Silversmiths Ltd., Inc.**,  
Fairfield, NJ (US)

(\*\*) Term: **14 Years**

(21) Appl. No.: **29/358,506**

(22) Filed: **Mar. 29, 2010**

(51) **LOC (9) Cl.** ..... **07-02**

(52) **U.S. Cl.** ..... **D7/401.2; D7/653**

(58) **Field of Classification Search** ..... D7/368,  
D7/395, 401.2, 642–646, 649–654, 660–669,  
D7/675–676, 683, 688–692, 695–696; 30/137,  
30/141–143, 147–150, 322, 327–329, 340,  
30/342–346; 416/70 R

See application file for complete search history.

(56) **References Cited**

**U.S. PATENT DOCUMENTS**

D154,942 S *	8/1949	McKenna	.....	D7/662
D185,085 S *	5/1959	Jones	.....	D7/662
D490,283 S *	5/2004	Ito	.....	D7/662
D553,906 S *	10/2007	Wellner	.....	D7/401.2
D554,445 S *	11/2007	Richmond	.....	D7/653
D554,942 S *	11/2007	Wellner	.....	D7/401.2
D555,433 S *	11/2007	Koennecke	.....	D7/664
D558,000 S *	12/2007	Ito	.....	D7/662
D569,198 S *	5/2008	Ito	.....	D7/662

D572,543 S *	7/2008	Koennecke	.....	D7/664
D584,574 S *	1/2009	Claps	.....	D7/653
D594,712 S *	6/2009	Shane-Schuldt	.....	D7/653
D598,707 S *	8/2009	Claps	.....	D7/401.2

\* cited by examiner

*Primary Examiner*—Caron Veynar

*Assistant Examiner*—Ricky Pham

(74) *Attorney, Agent, or Firm*—Ladas & Parry LLP

(57) **CLAIM**

The ornamental design for a flatware handle, as shown and described.

**DESCRIPTION**

FIG. 1 is a perspective view of a flatware handle showing my new design;

FIG. 2 is a plan view thereof;

FIG. 3 is a right side elevation view thereof;

FIG. 4 is a left side elevation view thereof;


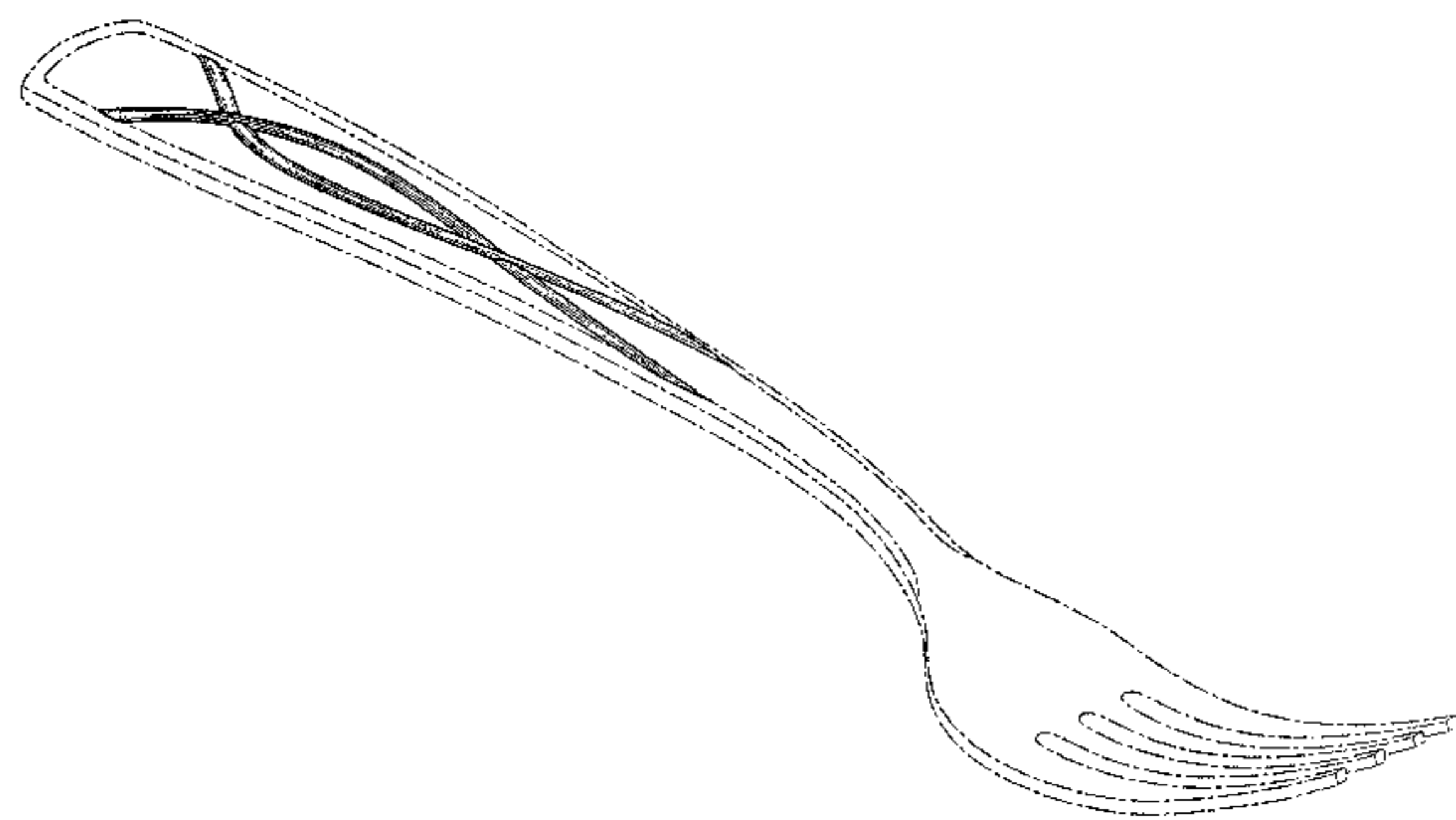
FIG. 5 is an end elevation view thereof;

FIG. 6 is a cross-sectional view taken along line 6—6 of FIG. 2; and,

FIG. 7 is a cross-sectional view taken along line 7—7 of FIG. 2.

The broken lines shown in the drawings are for illustration purposes only and form no part of the claimed design.

**1 Claim, 3 Drawing Sheets**



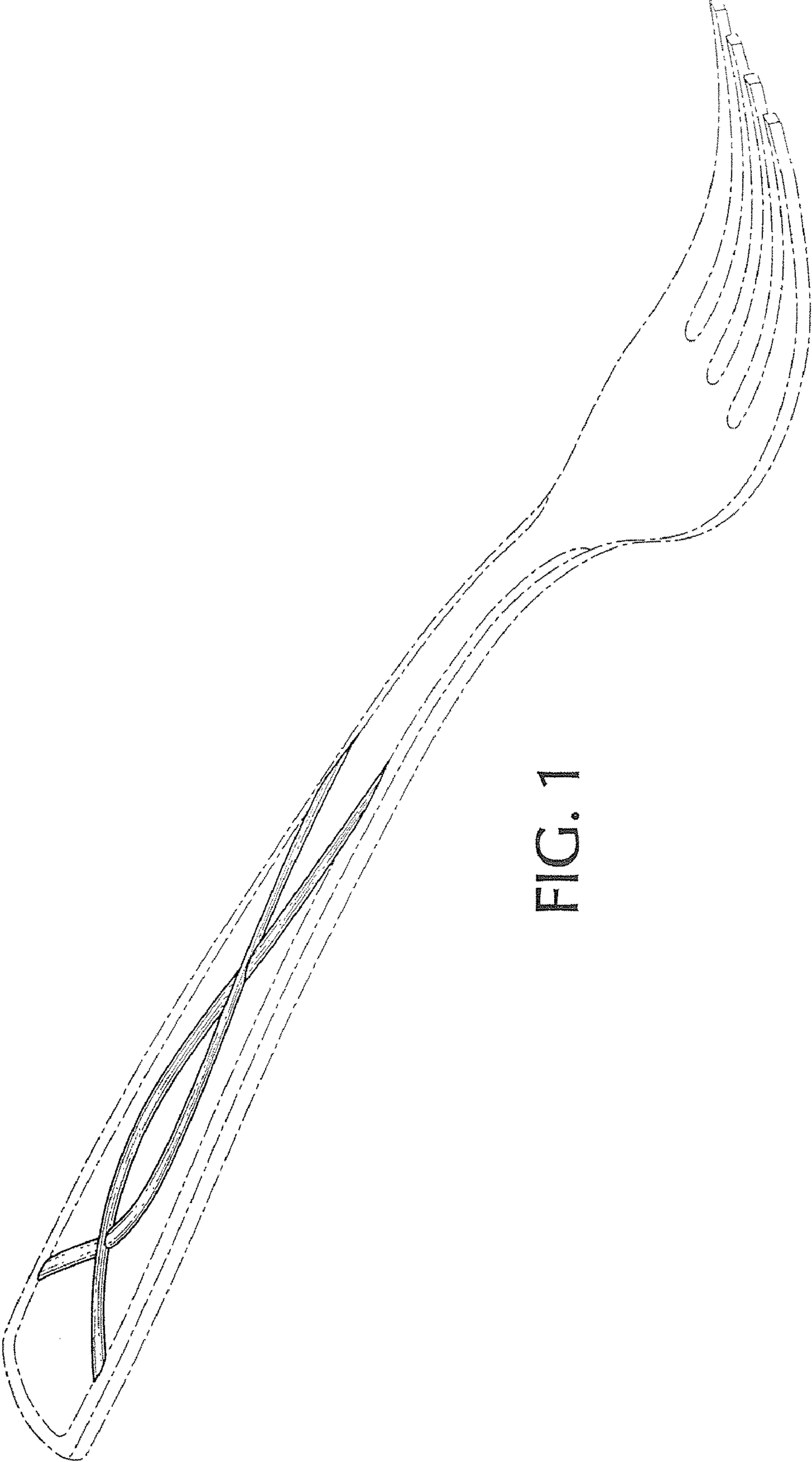


FIG. 1

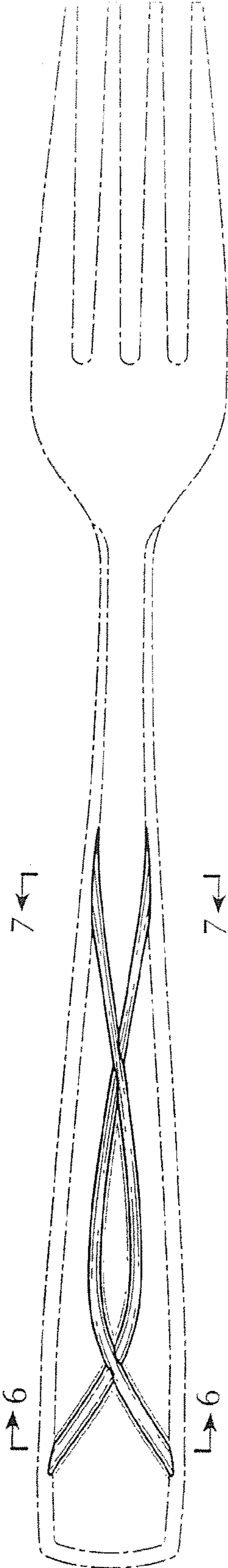


FIG. 2




FIG. 3

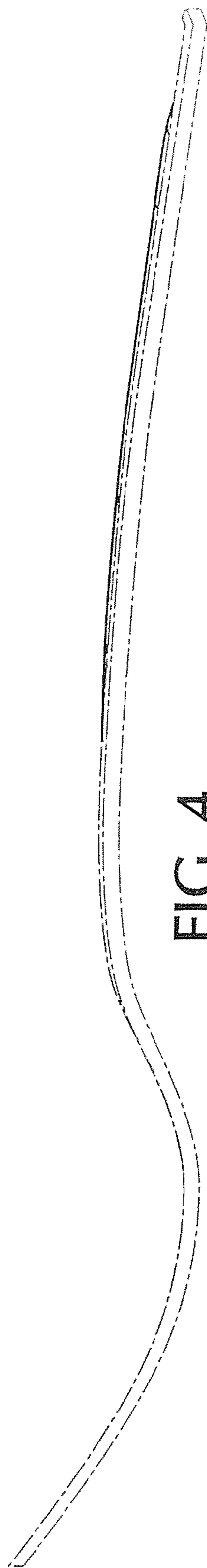


FIG. 4

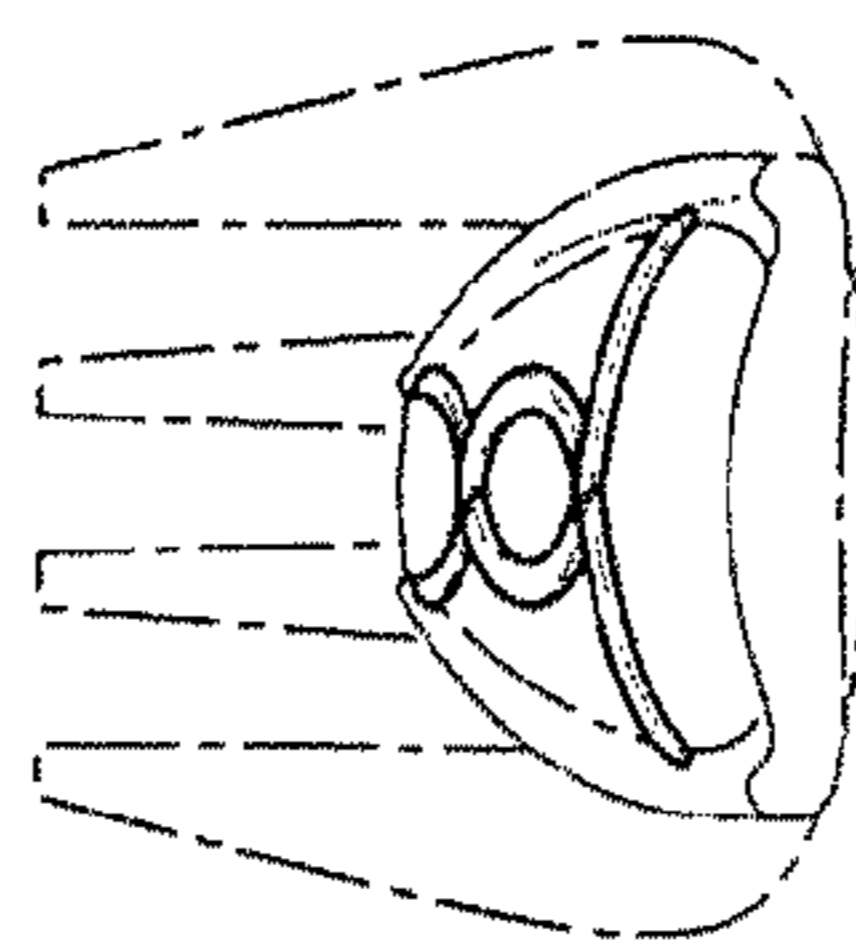


FIG. 5

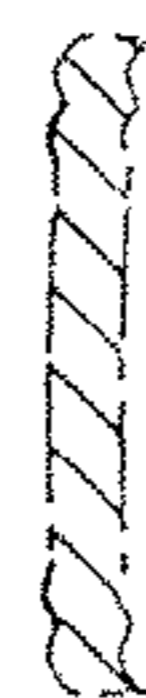


FIG. 6

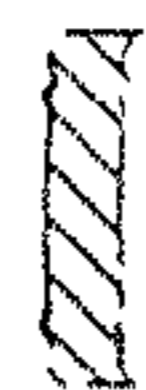


FIG. 7