



US00D621210S

(12) **United States Design Patent**
Claps

(10) **Patent No.:** **US D621,210 S**

(45) **Date of Patent:** **** Aug. 10, 2010**

(54) **FLATWARE HANDLE**

(75) Inventor: **Michael Claps**, Bloomfield, NJ (US)

(73) Assignee: **Cambridge Silversmith Ltd., Inc.**,
Fairfield, NJ (US)

(**) Term: **14 Years**

(21) Appl. No.: **29/358,501**

(22) Filed: **Mar. 29, 2010**

(51) **LOC (9) Cl.** **07-02**

(52) **U.S. Cl.** **D7/401.2; D7/653**

(58) **Field of Classification Search** D7/368,
D7/395, 401.2, 642-646, 649-654, 660-669,
D7/675-676, 683, 688-692, 695-696; 30/137,
30/141-143, 147-150, 322-327, 329, 340,
30/342-346; 416/70 R

See application file for complete search history.

(56) **References Cited**

U.S. PATENT DOCUMENTS

D154,942 S *	8/1949	McKenna	D7/662
D185,085 S *	5/1959	Jones	D7/662
D490,283 S *	5/2004	Ito	D7/662
D550,519 S *	9/2007	Ito	D7/653
D553,906 S *	10/2007	Wellner	D7/401.2
D554,445 S *	11/2007	Richmond	D7/653
D555,433 S *	11/2007	Koenecke	D7/664
D572,543 S *	7/2008	Koenecke	D7/664

D584,574 S *	1/2009	Claps	D7/653
D594,712 S *	6/2009	Shane-Schuldt	D7/653
D598,707 S *	8/2009	Claps	D7/401.2
D612,674 S *	3/2010	Holcomb	D7/401.2

* cited by examiner

Primary Examiner—Caron Veynar

Assistant Examiner—Ricky Pham

(74) *Attorney, Agent, or Firm*—Ladas & Parry LLP

(57) **CLAIM**

The ornamental design for a flatware handle, as shown and described.

DESCRIPTION

FIG. 1 is a perspective view of a flatware handle showing my new design;

FIG. 2 is a plan view thereof;

FIG. 3 is a right side elevation view thereof;

FIG. 4 is a left side elevation view thereof;


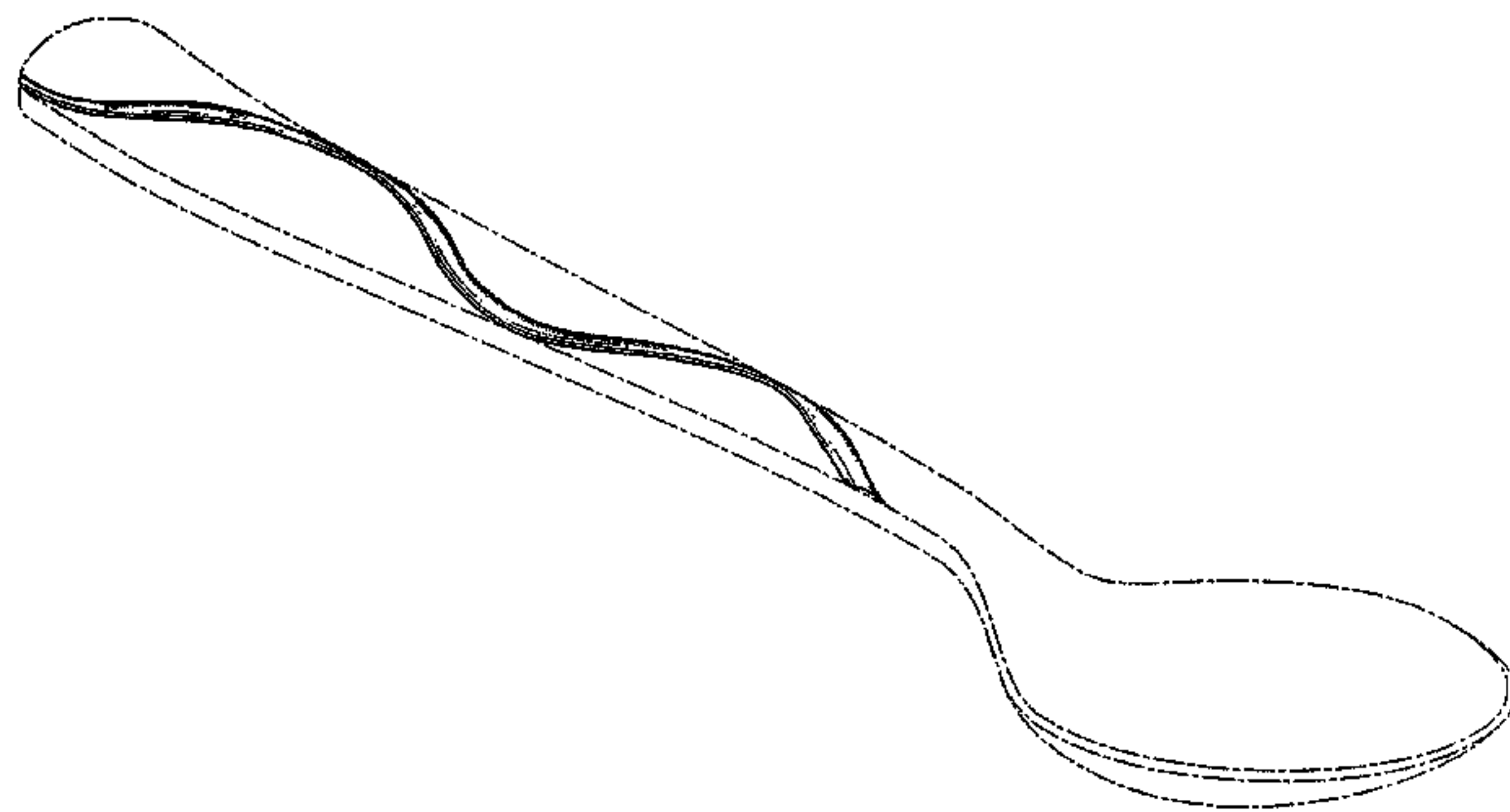
FIG. 5 is an end elevation view thereof;

FIG. 6 is a cross-sectional view taken along line 6—6 of FIG. 2; and,

FIG. 7 is a cross-sectional view taken along line 7—7 of FIG. 2.

The broken lines shown in the drawings are for illustration purposes only and form no part of the claimed design.

1 Claim, 3 Drawing Sheets



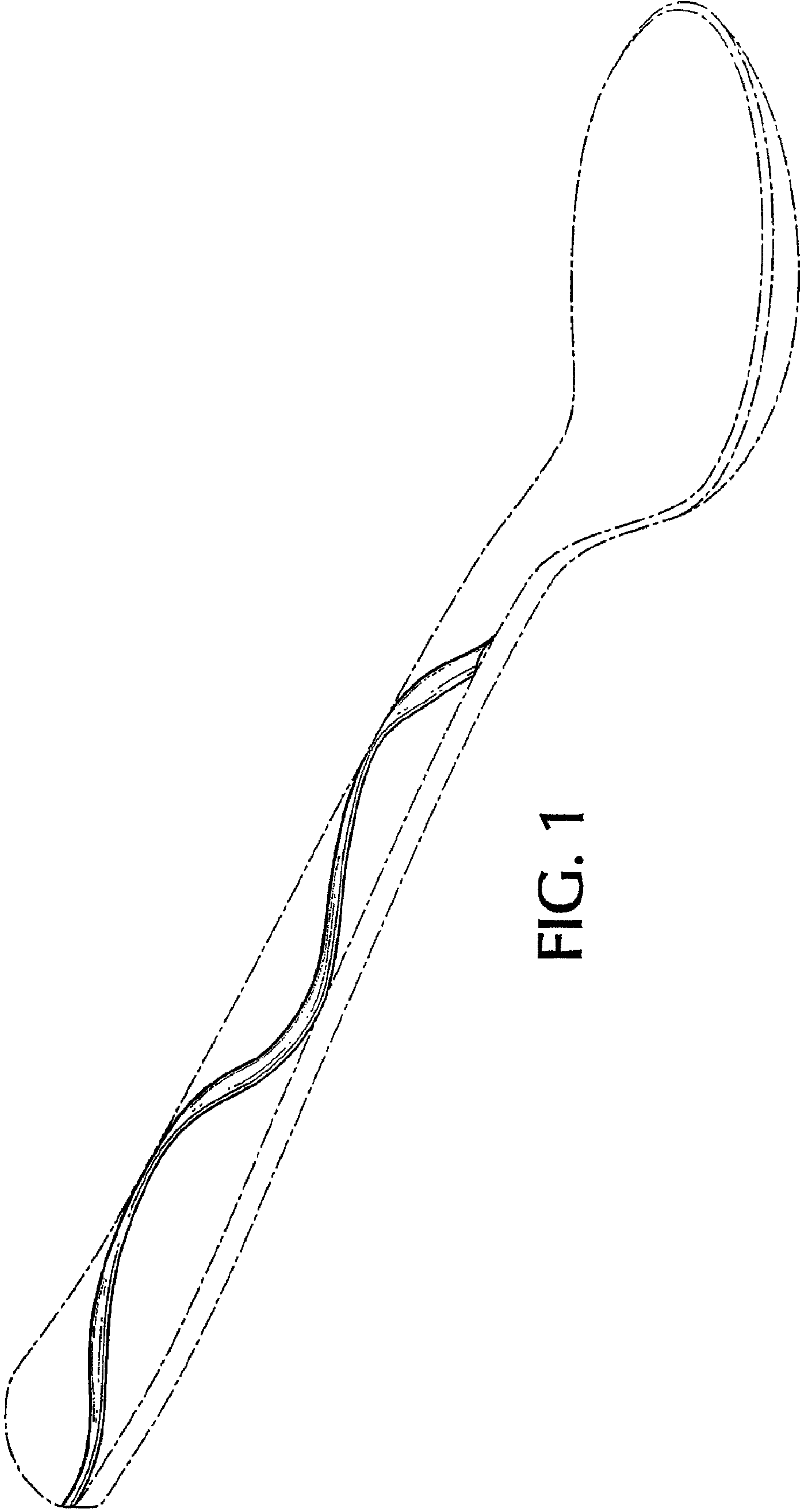


FIG. 1

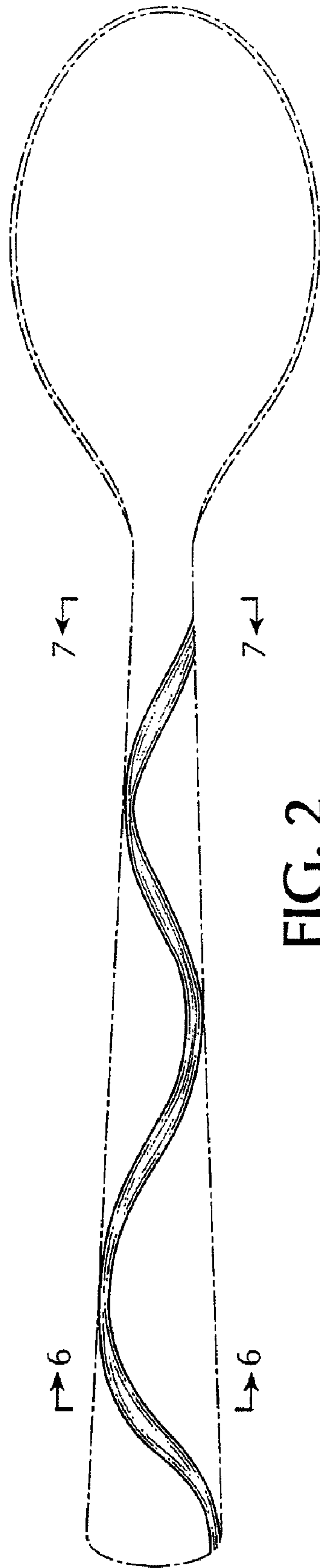


FIG. 2

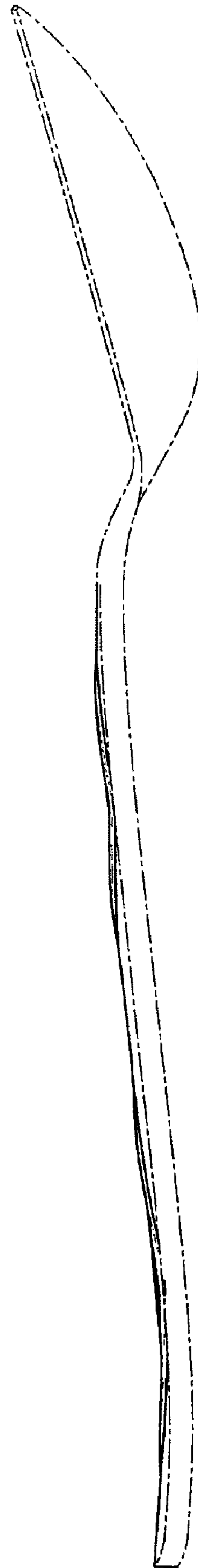


FIG. 3

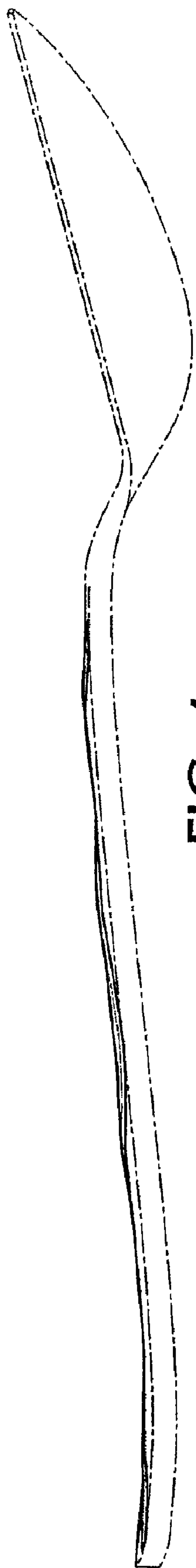


FIG. 4

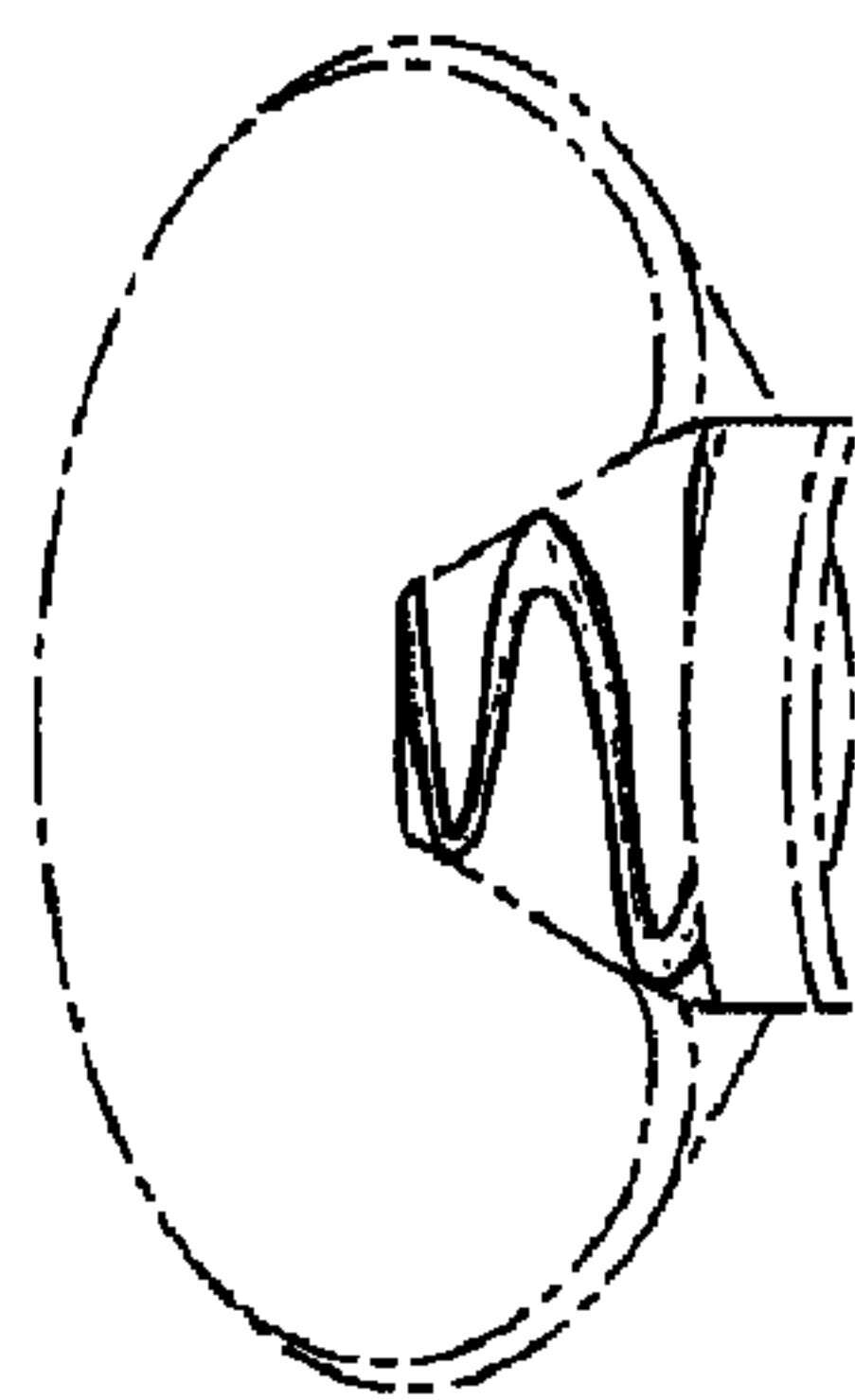


FIG. 5



FIG. 6



FIG. 7