



US00D621198S

(12) **United States Design Patent**  
**Morrison**

(10) **Patent No.:** **US D621,198 S**

(45) **Date of Patent:** **\*\* Aug. 10, 2010**

(54) **FLEUR DI LIS MATTRESS PATTERN**

D517,848 S 3/2006 Contreras

D518,672 S 4/2006 Contreras

D519,311 S 4/2006 Contreras

D551,011 S 9/2007 Van Patten

D551,012 S 9/2007 Van Patten

D552,397 S 10/2007 Van Patten

(75) Inventor: **Leigh Morrison**, Greensboro, NC (US)

(73) Assignee: **Sealy Technology LLC**, Trinity, NC (US)

(\*\*) Term: **14 Years**

(21) Appl. No.: **29/351,352**

(22) Filed: **Dec. 4, 2009**

(51) **LOC (9) Cl.** ..... **06-09**

(52) **U.S. Cl.** ..... **D6/605; D6/597**

(58) **Field of Classification Search** ..... D6/595-601,  
D6/604, 605; 5/630, 633, 636-638, 640,  
5/644, 648, 652-654, 655.3, 655.6, 655.9,  
5/656, 657, 657.5, 690, 691, 696, 738, 499-501,  
5/716, 717; D5/38

See application file for complete search history.

(56) **References Cited**

**U.S. PATENT DOCUMENTS**

D70,050 S *	5/1926	Binkovitz	.....	D5/38
3,142,072 A *	7/1964	Goodson, Jr.	.....	5/497
D202,091 S *	8/1965	Broderick	.....	D5/38
D308,453 S	6/1990	Elrod		
D308,789 S	6/1990	Hackwell		
D356,917 S	4/1995	Marshburn		
D389,361 S *	1/1998	Nilsson	.....	D6/603
D506,098 S	6/2005	Martin et al.		
D509,980 S	9/2005	Martin et al.		

\* cited by examiner

*Primary Examiner*—Janice E Seeger

(74) *Attorney, Agent, or Firm*—James C. Scott; Roetzel & Andress

(57) **CLAIM**

The ornamental designs for a fleur di lis mattress pattern, as shown and described.

**DESCRIPTION**

FIG. 1 is a perspective view of the fleur di lis mattress pattern.

FIG. 2 is a top view of the fleur di lis mattress pattern of FIG. 1.

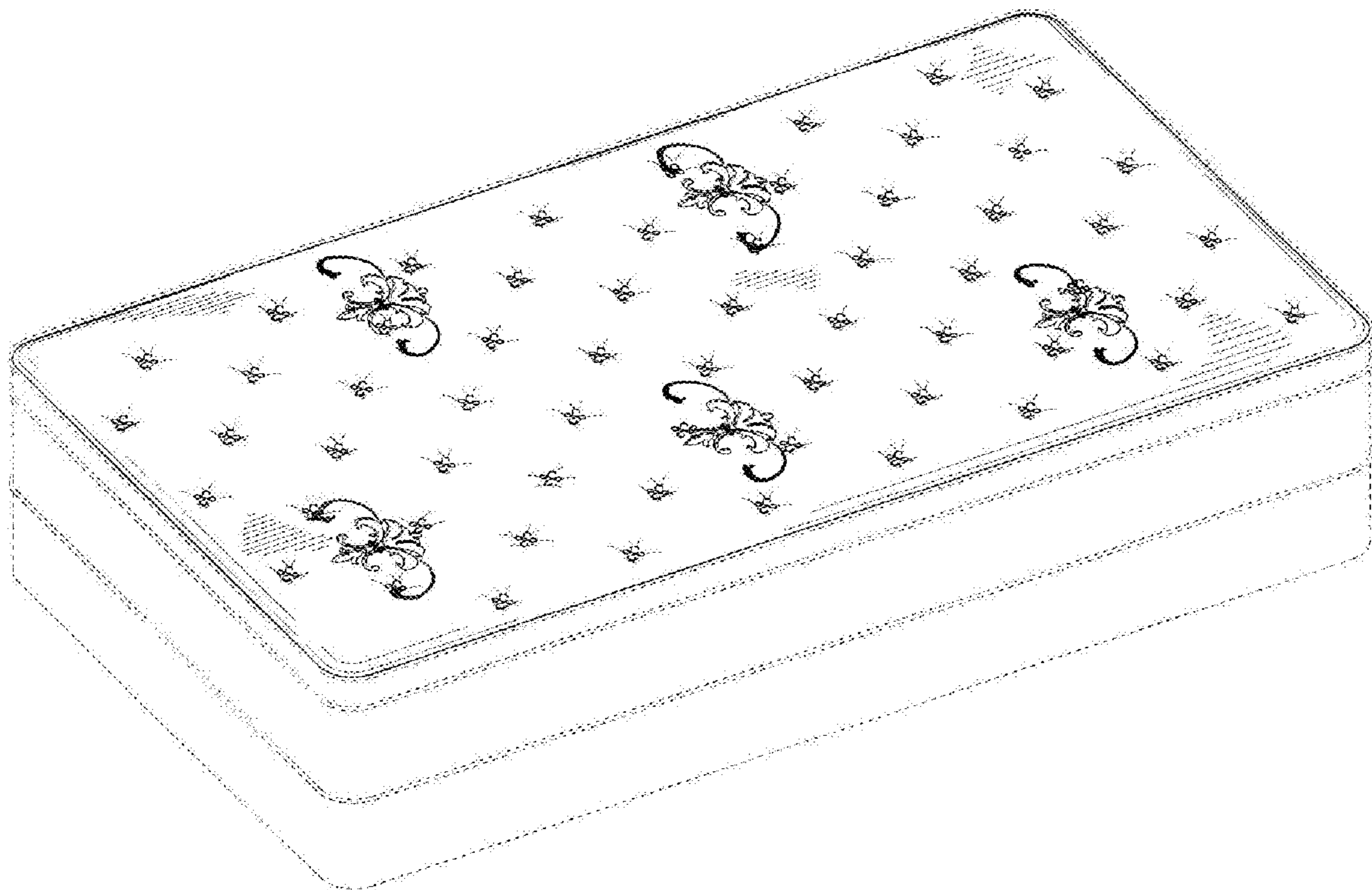
FIG. 3 is a bottom view of the fleur di lis mattress pattern of FIG. 1.

FIG. 4 is a side view of the fleur di lis mattress pattern of FIG. 1, identical to the opposite side view thereof; and,

FIG. 5 is an end view of the fleur di lis mattress pattern of FIG. 1, identical to the opposite end view thereof.

The broken lines are for environmental purposes only and form no part of the claimed design.

**1 Claim, 4 Drawing Sheets**



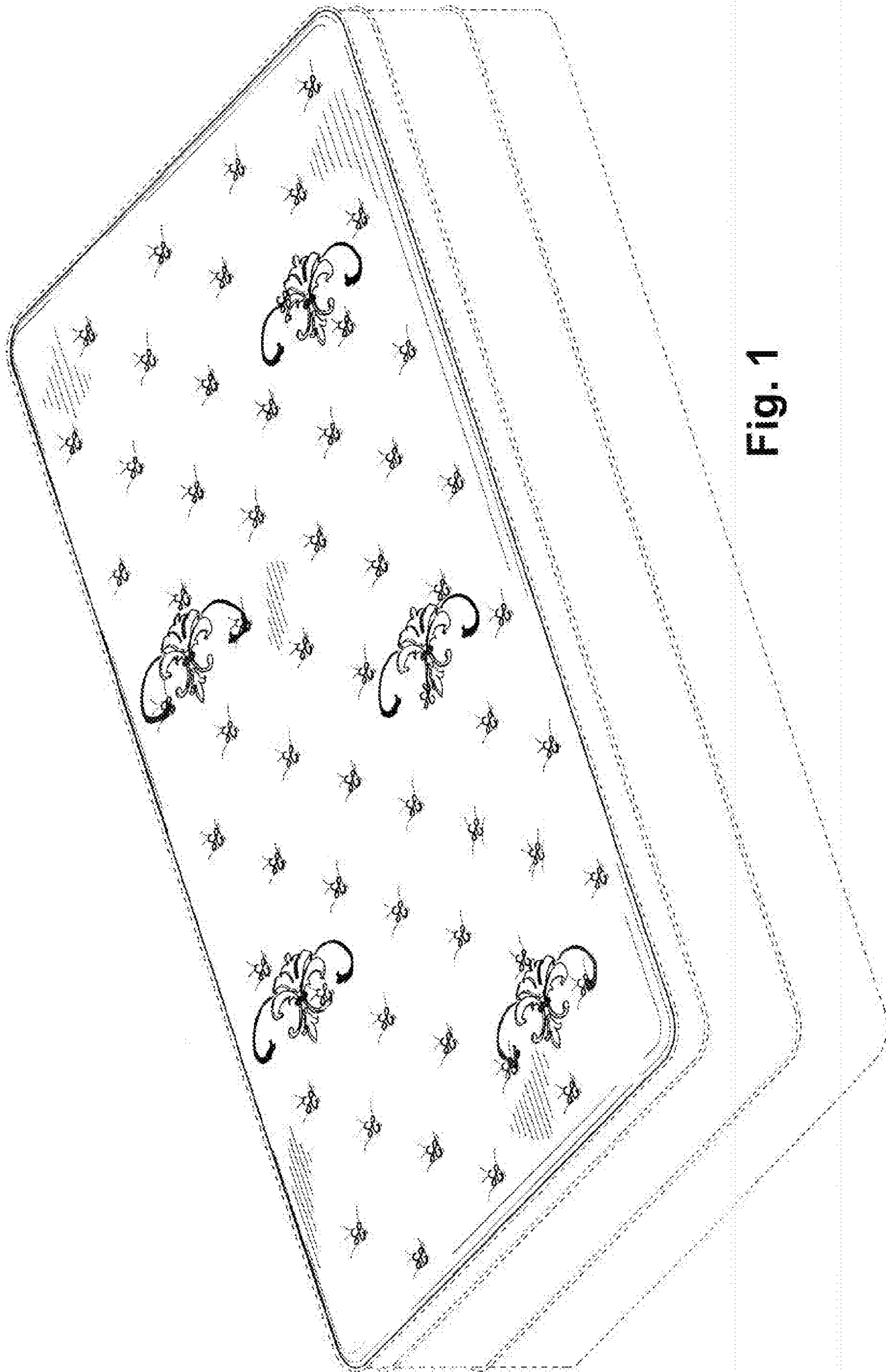


Fig. 1





Fig. 2



**Fig. 3**

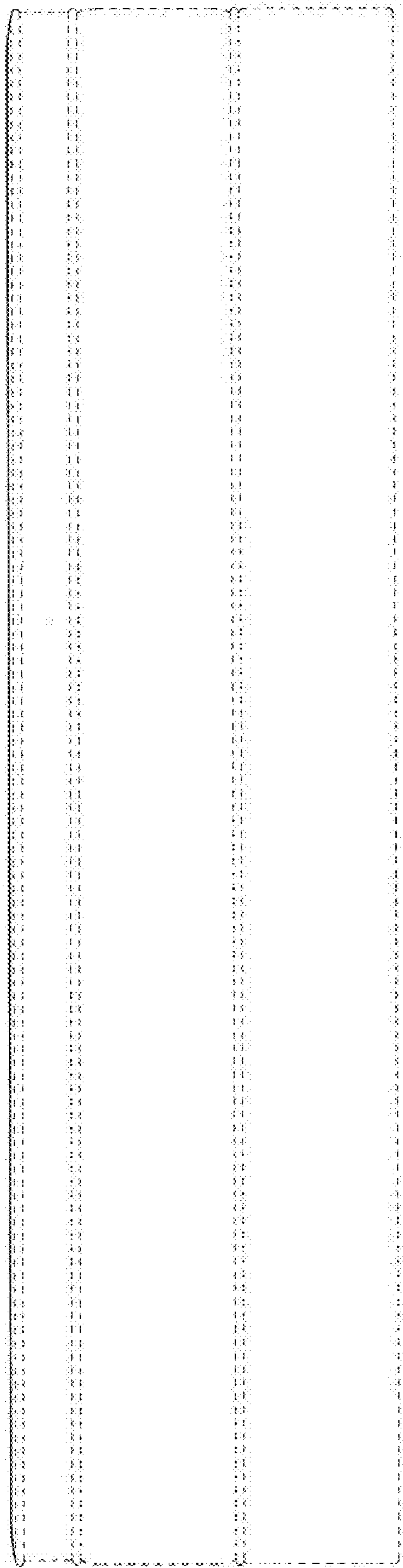


Fig. 4




Fig. 5