



US00D621185S

(12) **United States Design Patent**
Alvarez

(10) **Patent No.:** **US D621,185 S**

(45) **Date of Patent:** **** *Aug. 10, 2010**

(54) **CHAIR BASE COVER**

(75) Inventor: **Jason Alvarez**, Portland, OR (US)

(73) Assignee: **A-dec, Inc.**, Newberg, OR (US)

(**) Term: **14 Years**

(21) Appl. No.: **29/351,762**

(22) Filed: **Dec. 10, 2009**

(51) **LOC (9) Cl.** **06-01**

(52) **U.S. Cl.** **D6/500**

(58) **Field of Classification Search** D6/334-336,
D6/360, 361, 365, 367, 371, 373, 379, 500-502;
D24/178, 183; 297/217.3, 217.1, 316, 330,
297/344.15, 344.17, 353, 354.1, 423.1, 423.18,
297/423.19; 601/49, 86, 98, 99; 248/131,
248/188.1

See application file for complete search history.

(56) **References Cited**

U.S. PATENT DOCUMENTS

D199,978 S	1/1965	Carnese	
D211,984 S	8/1968	Billin	
3,414,324 A	12/1968	Taylor	
D223,489 S	4/1972	Olsen	
3,698,765 A	10/1972	Olsen	
3,729,227 A	4/1973	Ohta	
3,866,973 A	2/1975	Heubeck	
D237,327 S *	10/1975	Collins et al.	D6/361
D238,019 S	12/1975	Leffler	
D238,317 S	1/1976	Erlangen et al.	
D260,703 S	9/1981	Pearson	
D267,987 S *	2/1983	Leffler et al.	D6/361
D268,149 S	3/1983	Case	
4,929,023 A	5/1990	Rasmussen	
D324,968 S	3/1992	Smith	
5,131,717 A	7/1992	Kaminiski et al.	
5,190,349 A	3/1993	Austin, Jr. et al.	
5,267,778 A	12/1993	Krebs et al.	
D347,946 S *	6/1994	Nordstrom et al.	D6/367
5,342,007 A	8/1994	LaPlante	
D361,438 S *	8/1995	Spencer et al.	D6/367

5,467,951 A	11/1995	Young	
D371,263 S	7/1996	Liu	
5,601,331 A	2/1997	Austin, Jr. et al.	
5,628,546 A	5/1997	Boetzkes	
D384,154 S	9/1997	Malmen et al.	
6,013,882 A	1/2000	Boetzkes	
D420,225 S *	2/2000	Lamb et al.	D6/367

(Continued)

OTHER PUBLICATIONS

A-dec, Inc. 500 brochure, date 2004.

(Continued)

Primary Examiner—Mimosa De

(74) *Attorney, Agent, or Firm*—Klarquist Sparkman, LLP

(57) **CLAIM**

I claim the ornamental design for a chair base cover, as shown and described.

DESCRIPTION

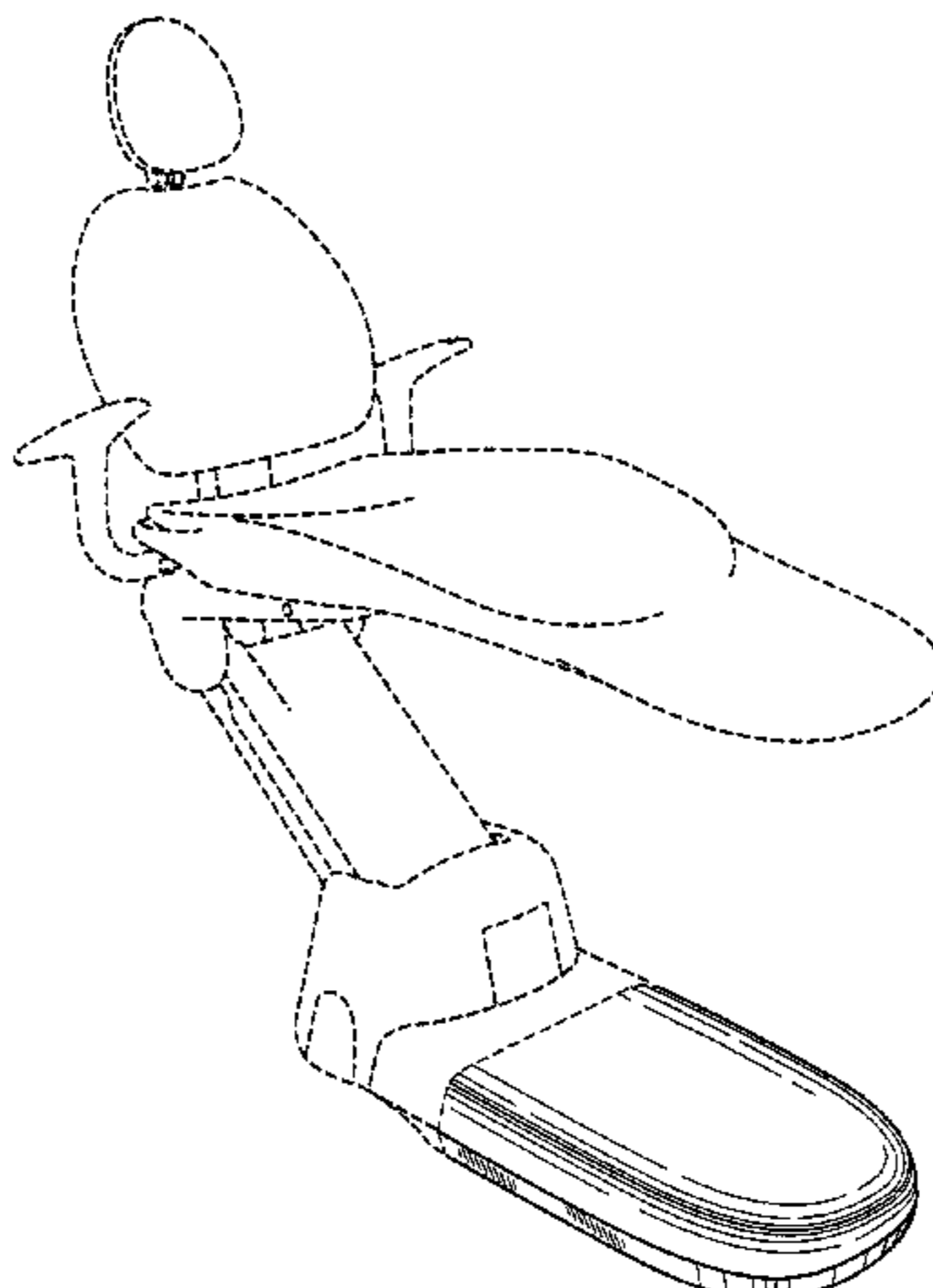
FIG. 1 is a right side perspective view of a portion a chair base cover.

FIG. 2 is a side view of the left side of the dental chair base of FIG. 1, the right side of the chair base cover being a mirror image thereof; and,

FIG. 3 is a front view of the chair base cover of FIG. 1.

The broken lines shown herein are for illustrating portions of the chair base cover and environment only and form no part of the claimed design. The rear and bottom of the portion of the chair base cover form no part of the claimed design.

1 Claim, 3 Drawing Sheets



US D621,185 S

Page 2

U.S. PATENT DOCUMENTS

D462,189 S * 9/2002 Brockway et al. D6/367
6,802,564 B2 10/2004 Brockway et al.
D525,443 S * 7/2006 Takahashi D6/367
7,195,219 B2 3/2007 Irwin et al.
D542,064 S 5/2007 Hosey
7,290,836 B2 11/2007 Nordstrom et al.
D565,315 S 4/2008 Nielsen
D578,787 S 10/2008 Genelli

D600,951 S 9/2009 Halvorson et al.
D603,195 S * 11/2009 Netto et al. D6/502
D604,069 S * 11/2009 Netto et al. D6/500
2004/0174054 A1* 9/2004 Franke 297/217.3

OTHER PUBLICATIONS

Sirona Teneo Brochure, date 2009.

* cited by examiner

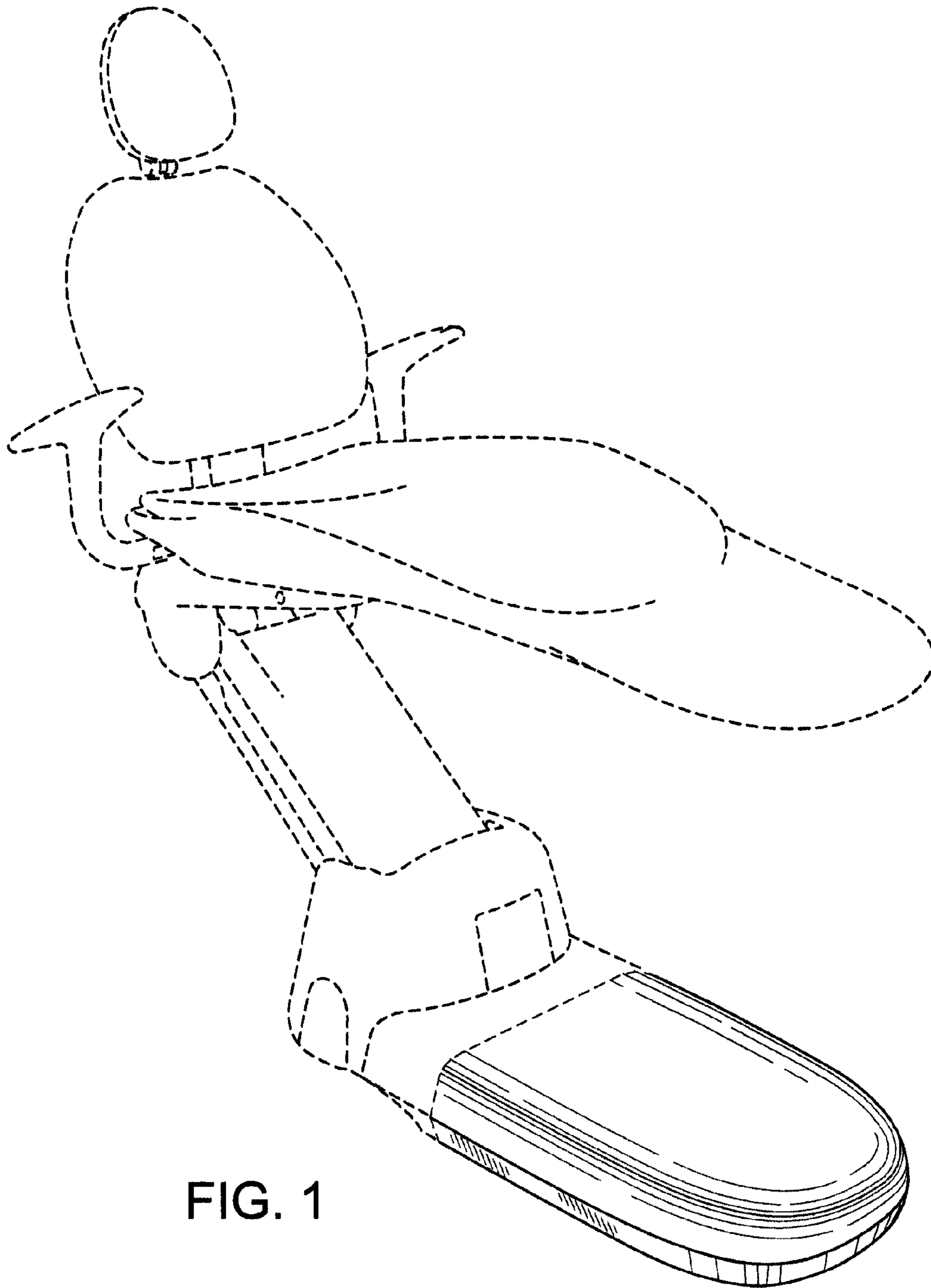


FIG. 1

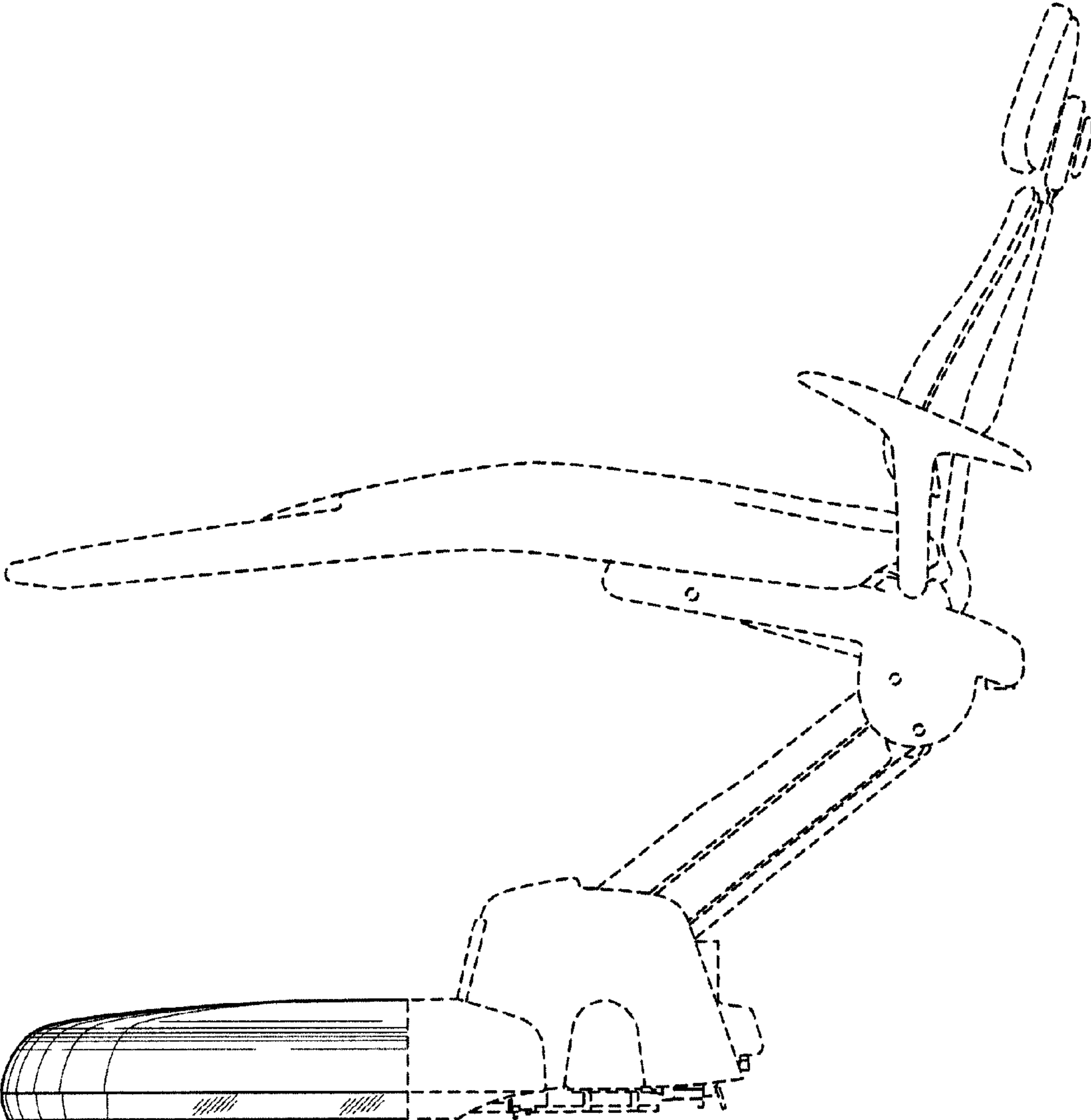


FIG. 2

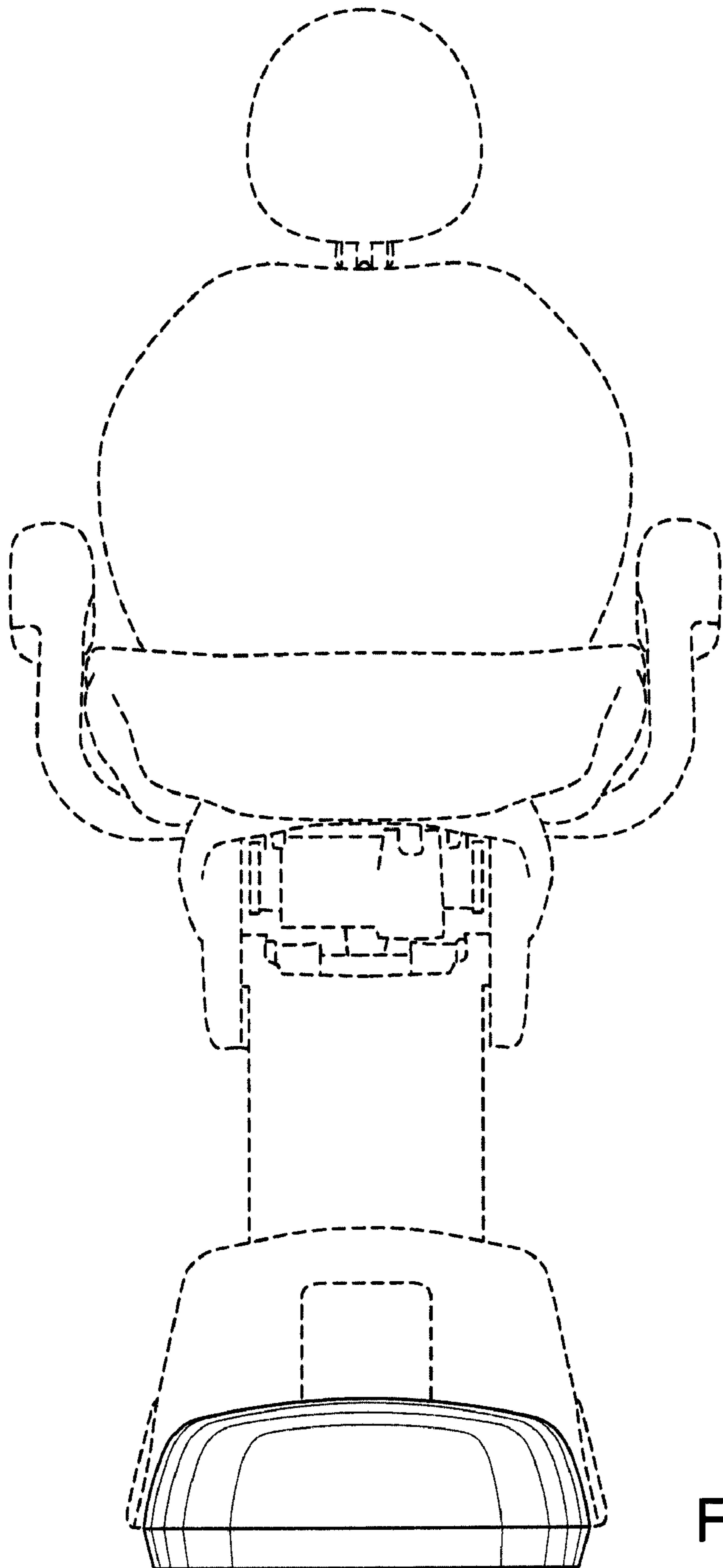


FIG. 3