



US00D621181S

(12) **United States Design Patent**
Cibor

(10) **Patent No.:** **US D621,181 S**

(45) **Date of Patent:** **** Aug. 10, 2010**

(54) **DISPLAY DEVICE**

(75) Inventor: **Steven T Cibor**, College Park, MD (US)

(73) Assignee: **Tamarian Carpets LLC**, Baltimore, MD (US)

(**) Term: **14 Years**

(21) Appl. No.: **29/334,537**

(22) Filed: **Mar. 27, 2009**

(51) **LOC (9) Cl.** **06-04**

(52) **U.S. Cl.** **D6/468**

(58) **Field of Classification Search** D6/468,
D6/467, 396, 449, 479, 463, 466, 470; 211/134,
211/59.4, 60.1, 194, 73, 55, 50, 189; 312/117,
312/114, 118, 119; 206/509, 443, 765
See application file for complete search history.

(56) **References Cited**

U.S. PATENT DOCUMENTS

269,058	A	12/1882	Howe	
911,699	A	2/1909	Brose	
913,262	A	2/1909	Cohen et al.	
977,292	A	11/1910	Gair	
1,067,531	A	7/1913	MacGregor	
1,132,337	A	3/1915	Green	
1,209,461	A	12/1916	MacCanlis	
1,351,594	A	8/1920	Weinbach	
1,759,079	A	5/1930	Wolf et al.	
1,879,041	A	9/1932	Bender	
2,107,730	A	2/1938	Domber	
5,862,616	A	1/1999	Peroni	
D420,532	S *	2/2000	Avery	D6/468
D541,556	S *	5/2007	Ridout et al.	D6/468
D557,041	S *	12/2007	Lee et al.	D6/468
D560,080	S *	1/2008	Shoenberger et al.	D6/468

D578,804	S *	10/2008	Norman et al.	D6/468
D587,937	S *	3/2009	Artzner et al.	D6/468
D599,581	S *	9/2009	Martinez	D6/468

* cited by examiner

Primary Examiner—Caron Veynar

Assistant Examiner—Abraham Bahta

(74) *Attorney, Agent, or Firm*—K&L Gates LLP

(57) **CLAIM**

The ornamental design for a display device, as shown and described.

DESCRIPTION

FIG. 1 illustrates an exterior front perspective view of a display device including display elements in an open position.

FIG. 2 illustrates a front elevation view of FIG. 1 in an open position.

FIG. 3 illustrates an interior front elevation view of FIG. 1 in an open position.

FIG. 4 illustrates a side view of FIG. 1 in an open position.

FIG. 5 illustrates a top view of FIG. 1 in an open position.

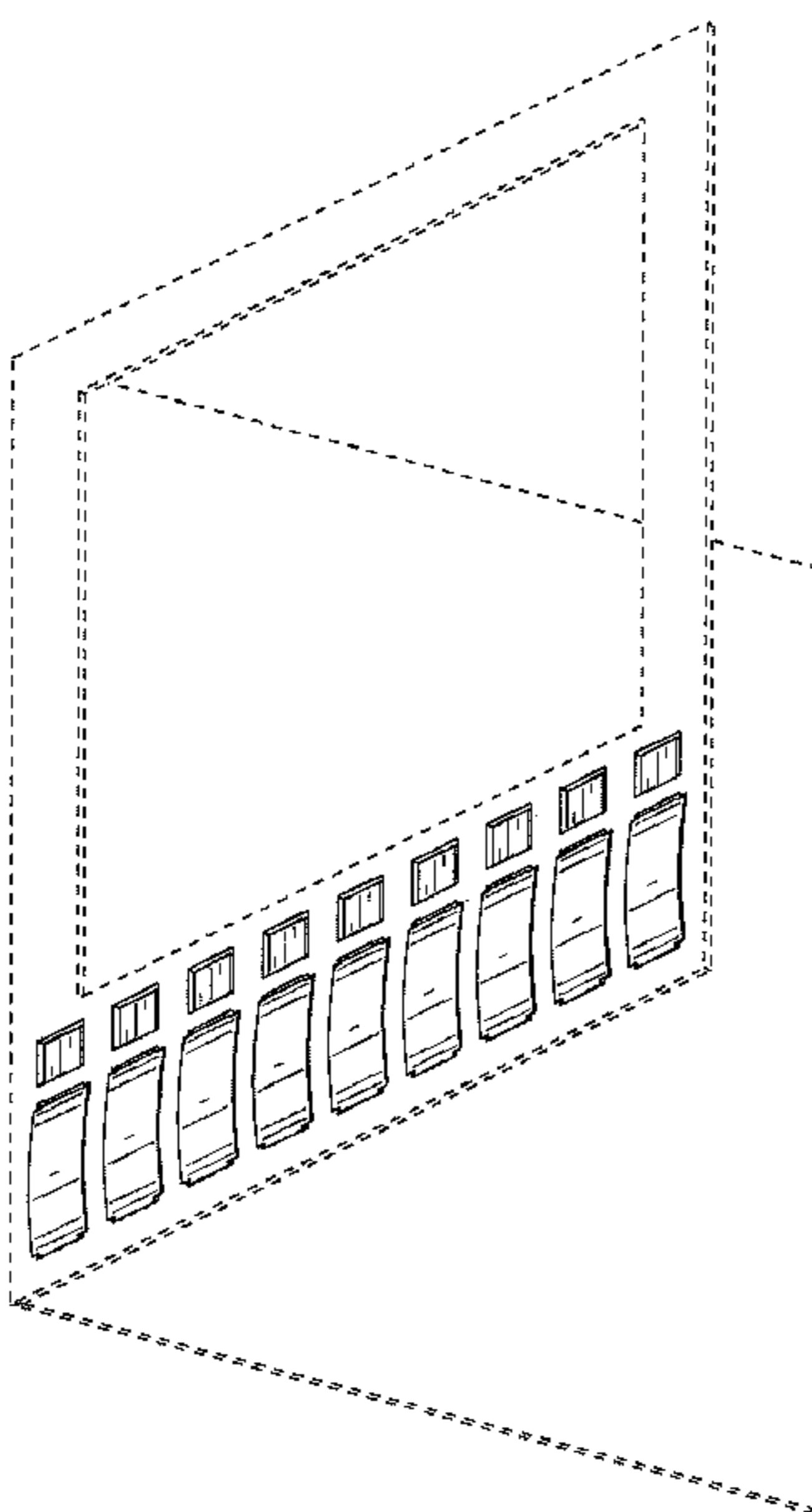
FIG. 6 illustrates a bottom view of FIG. 1 in an open position.

FIG. 7 illustrates an exploded front perspective view of FIG. 1 in an open position with a display element removed from the display device; and,

FIG. 8 illustrates a perspective view of FIG. 1 in a partially folded position.

The ornamental design which is claimed is shown in solid lines in the drawings. Any broken lines in the drawings are for illustrative purposes only and form no part of the claimed design.

1 Claim, 7 Drawing Sheets



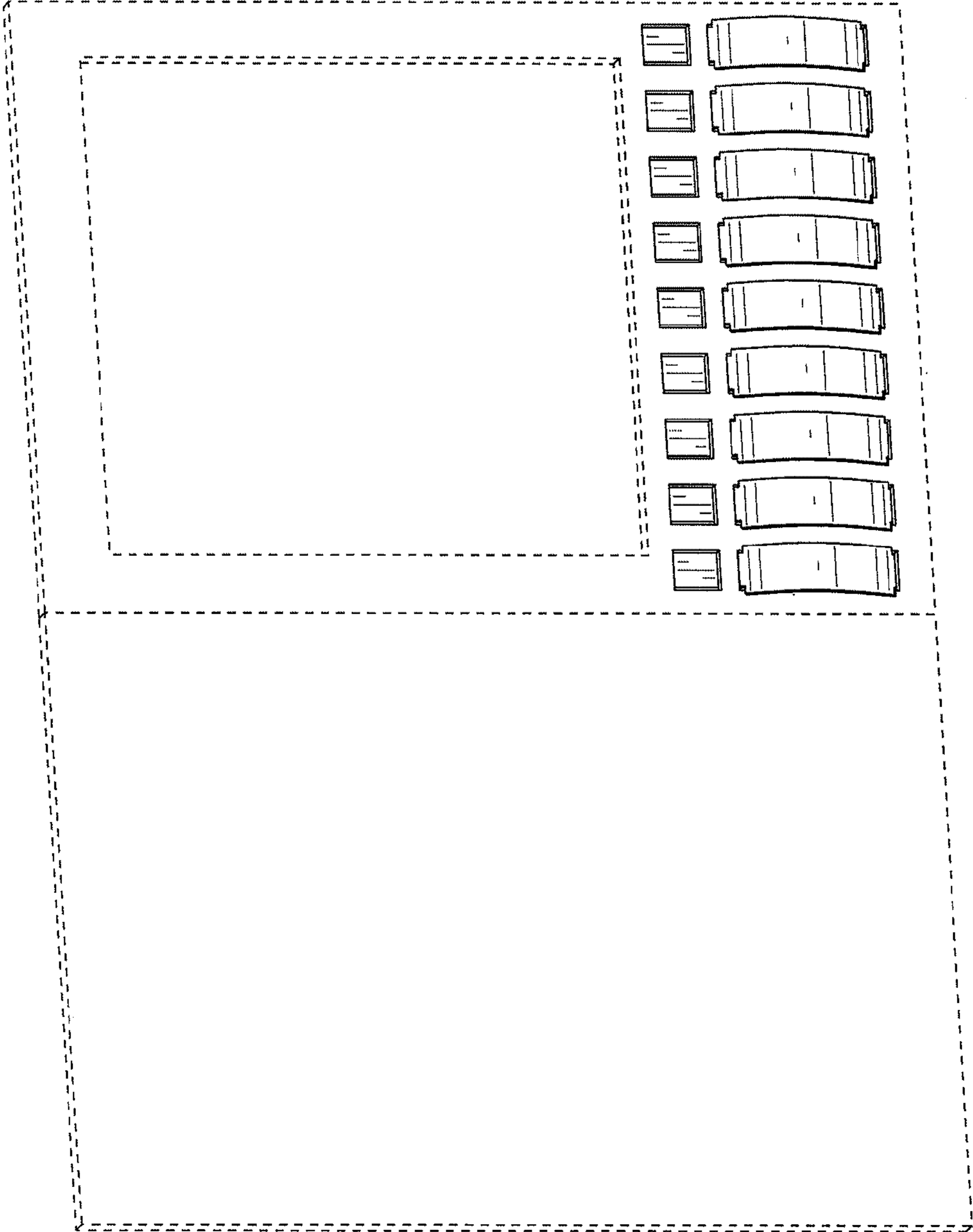


FIG. 1




FIG. 2

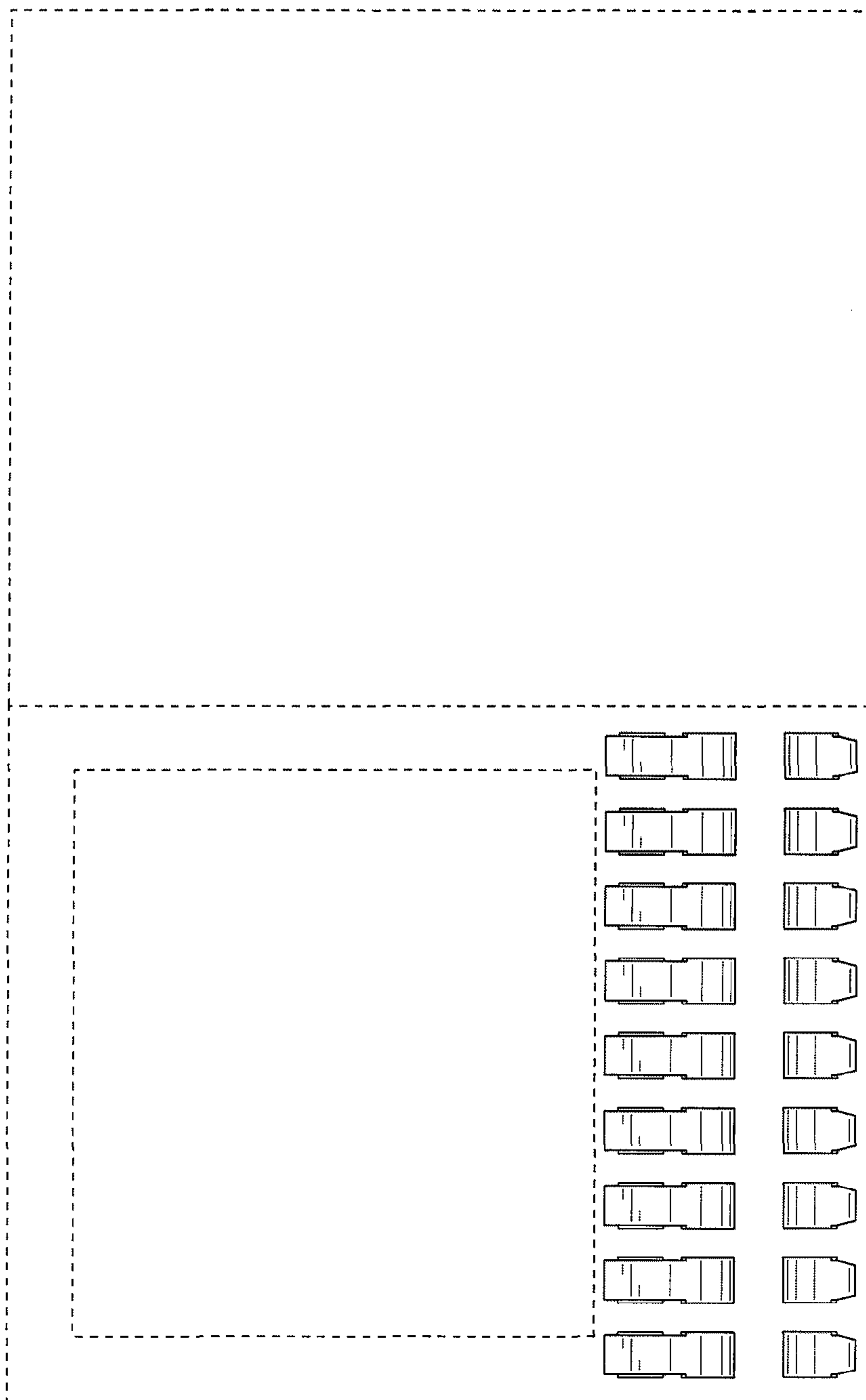


FIG. 3



FIG. 4



FIG. 5

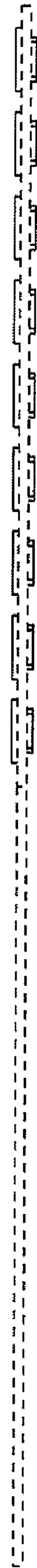


FIG. 6

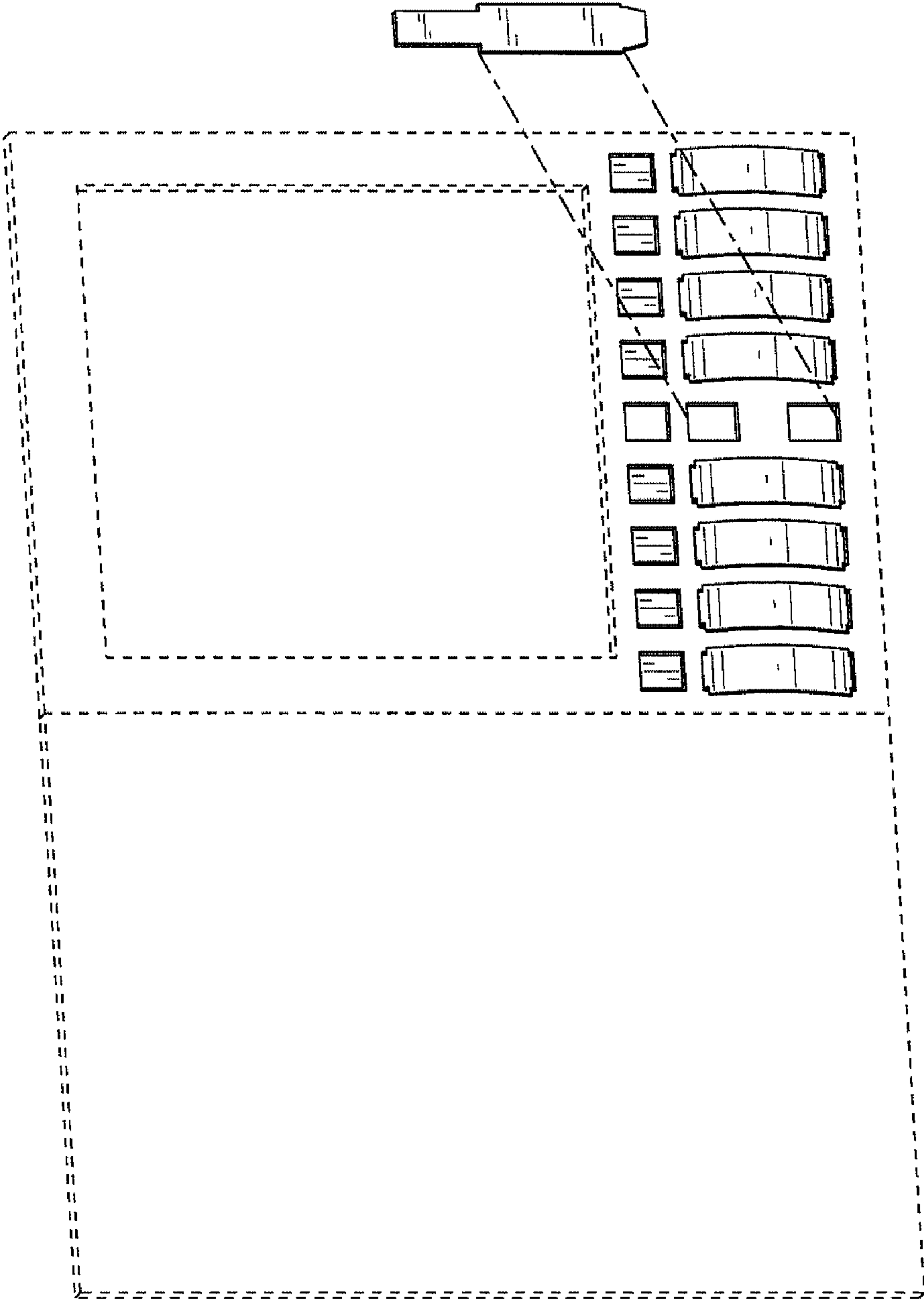


FIG. 7

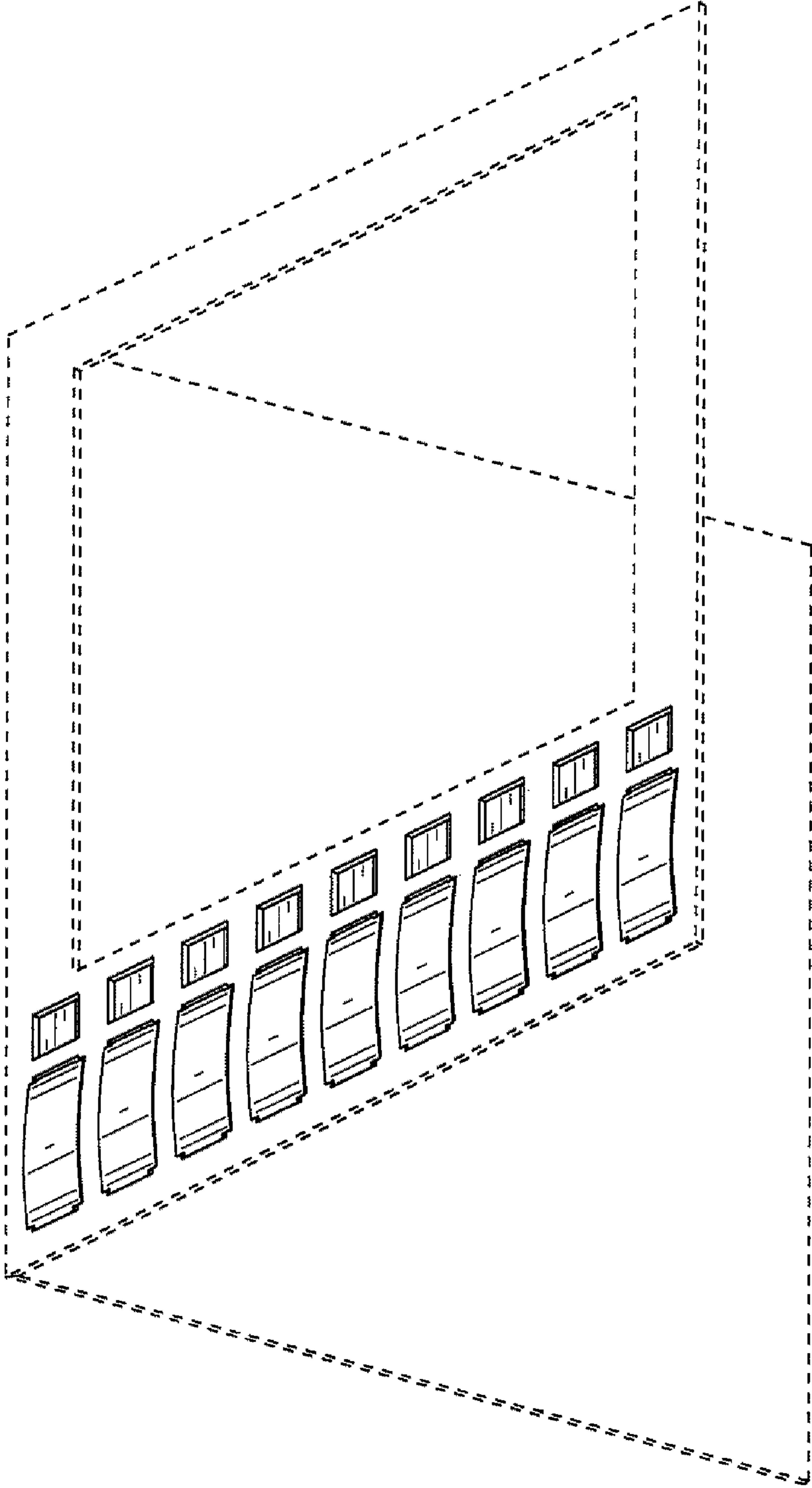


FIG. 8