

US00D621178S

(12) **United States Design Patent**  
**Palmby**

(10) **Patent No.:** **US D621,178 S**

(45) **Date of Patent:** **\*\* Aug. 10, 2010**

(54) **COMBINATION CUP AND REMOTE CONTROL HOLDER**

(76) Inventor: **Chris Palmby**, 1107 Carolina St.,  
Bellingham, WA (US) 98229

(\*\*) Term: **14 Years**

(21) Appl. No.: **29/354,179**

(22) Filed: **Jan. 20, 2010**

(51) **LOC (9) Cl.** ..... **06-04**

(52) **U.S. Cl.** ..... **D6/449**

(58) **Field of Classification Search** ..... D6/449,  
D6/478, 396, 421, 335, 480, 509, 362, 406.1,  
D6/406.3, 406.6, 408, 418, 429, 430, 437,  
D6/451, 454, 467, 473, 477, 479, 484; D20/10,  
D20/43; D16/225; 211/13.1, 42, 43, 49.1,  
211/59.3, 70.1, 134, 135; 108/59, 65, 115,  
108/186, 190

See application file for complete search history.

(56) **References Cited**

**U.S. PATENT DOCUMENTS**

D143,599 S \* 1/1946 Karf ..... D6/478  
D220,997 S \* 6/1971 Svezia ..... D6/335  
D248,437 S \* 7/1978 Robinson ..... D6/421  
D385,306 S \* 10/1997 Collins ..... D20/10  
D423,825 S \* 5/2000 Alcalá et al. .... D6/478  
D488,005 S \* 4/2004 Feng ..... D6/480

D529,311 S \* 10/2006 Waldron ..... D6/449  
D552,879 S \* 10/2007 Phan ..... D6/449  
D581,701 S \* 12/2008 Grubb ..... D6/449  
D617,361 S \* 6/2010 Simonsen et al. .... D16/225

**FOREIGN PATENT DOCUMENTS**

DE 10204216 A1 \* 8/2003  
GB 2397515 A \* 7/2004

\* cited by examiner

*Primary Examiner*—Susan M Lee  
*Assistant Examiner*—Sydney R Buffalow

(74) *Attorney, Agent, or Firm*—Dwayne E. Rogge; Hughes  
Law Firm, PLLC

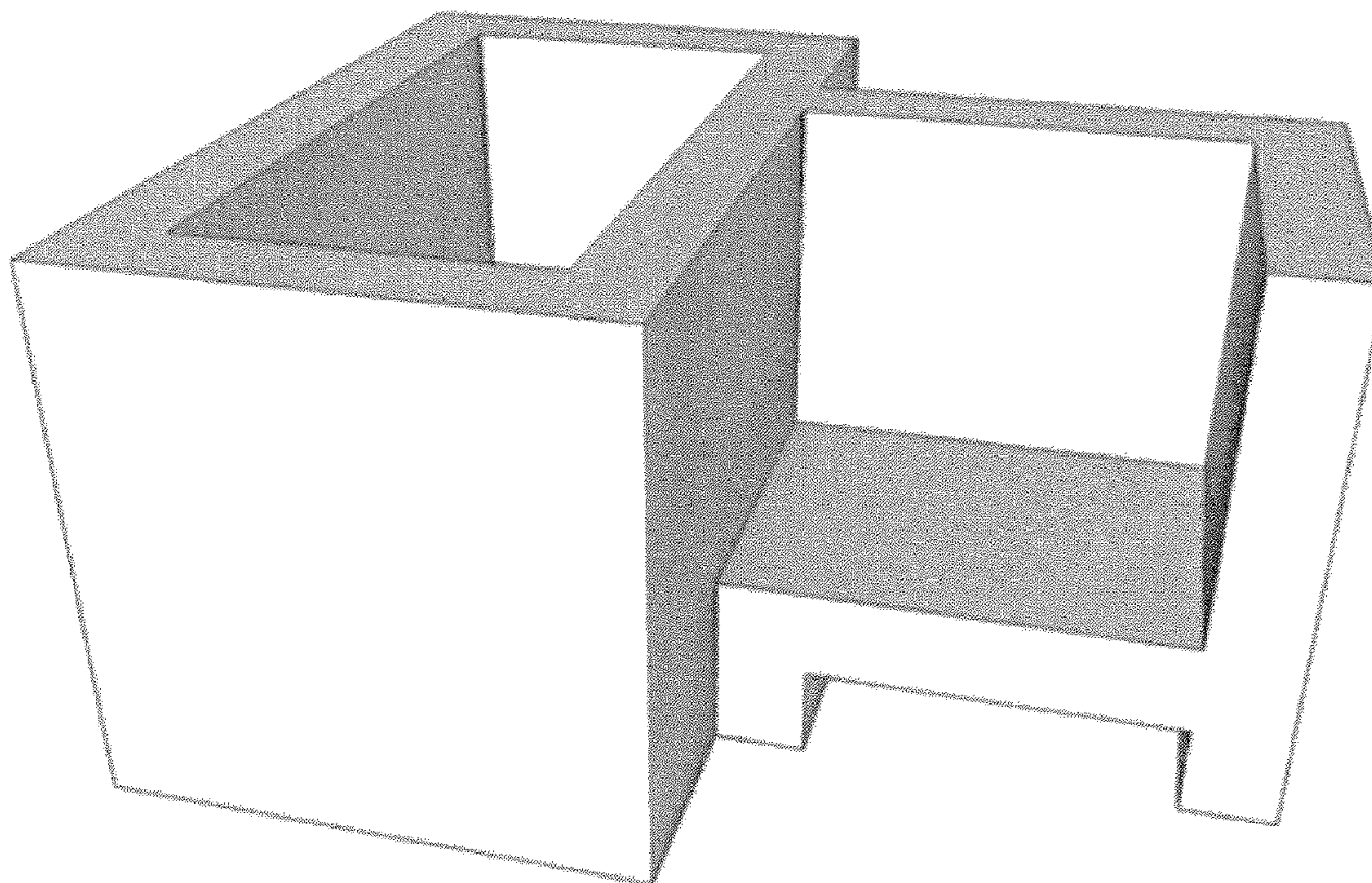
(57) **CLAIM**

The ornamental design for a combination cup and remote control holder, as shown.

**DESCRIPTION**

FIG. 1 is an isometric, perspective view thereof,  
FIG. 2 is a top view thereof,  
FIG. 3 is a left side view thereof,  
FIG. 4 is a right side view thereof,  
FIG. 5 is a rear view thereof,  
FIG. 6 is a front view thereof; and,  
FIG. 7 is a bottom view thereof.

**1 Claim, 7 Drawing Sheets**



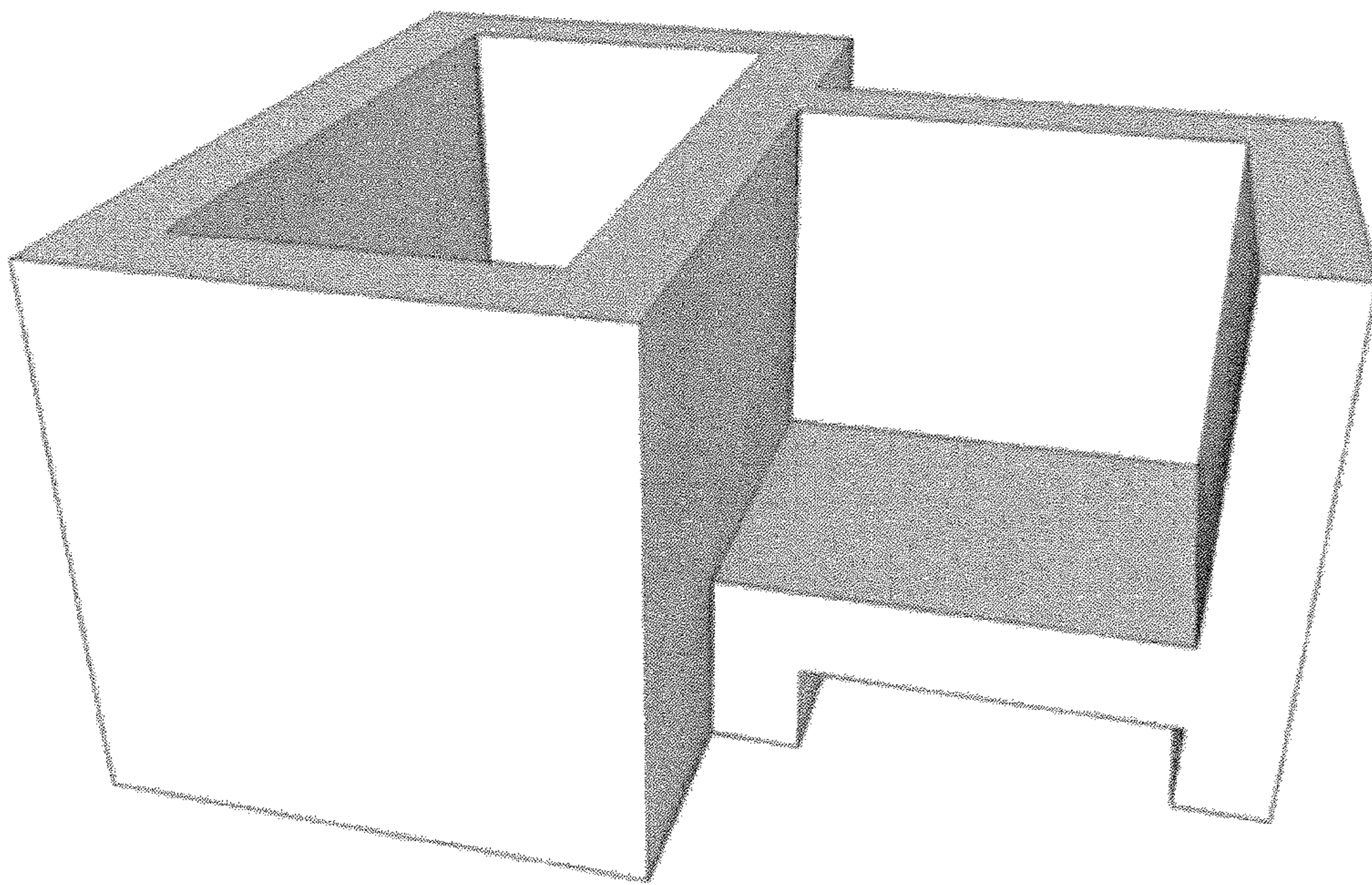


Fig. 1





Fig. 2



**Fig. 3**




Fig. 4




Fig. 5

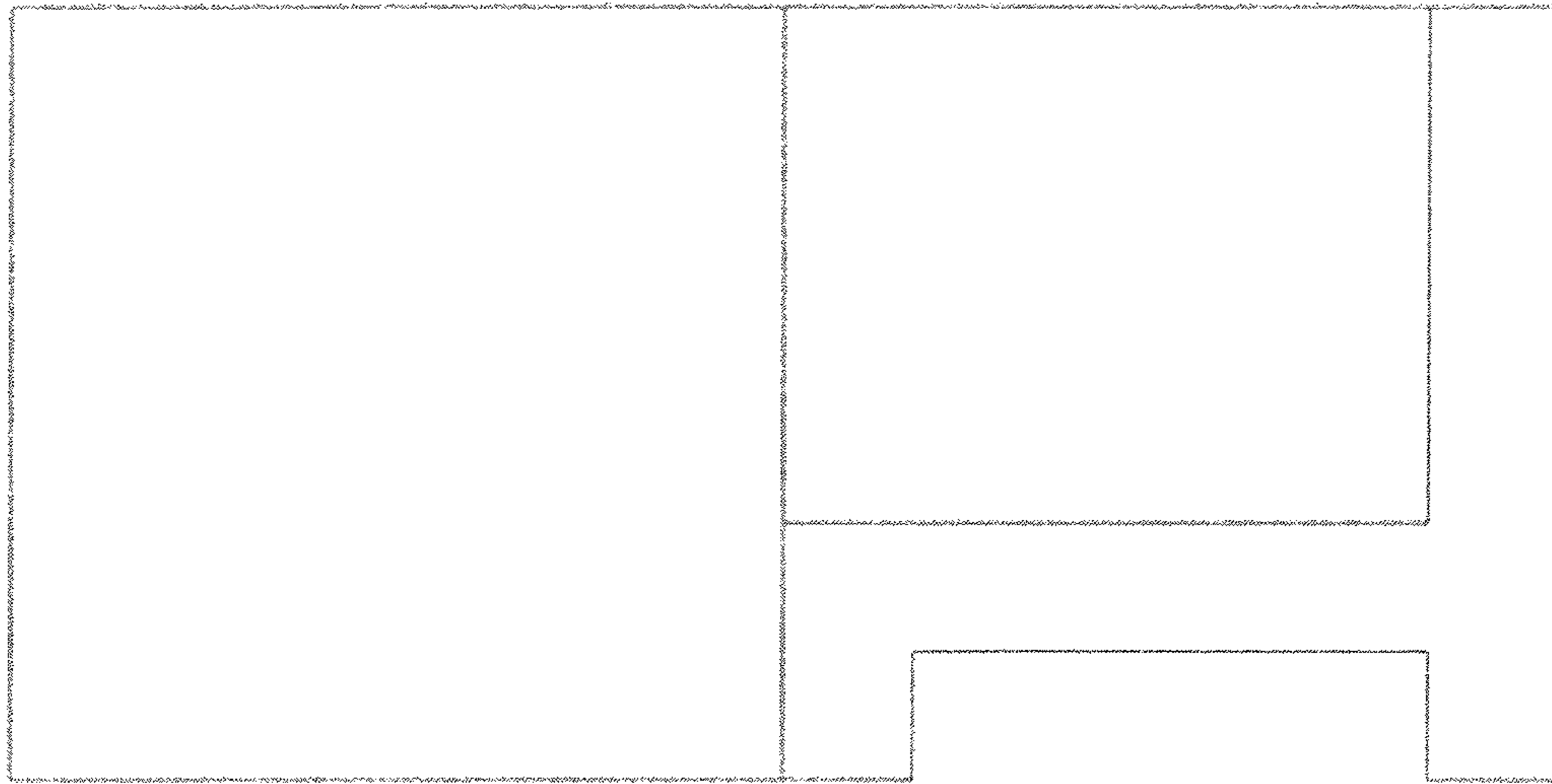


Fig. 6




Fig. 7