



US00D621173S

(12) **United States Design Patent**
Li

(10) **Patent No.:** **US D621,173 S**

(45) **Date of Patent:** **** Aug. 10, 2010**

(54) **BAR STOOL**

(75) Inventor: **Ren Li**, Zhejiang (CN)

(73) Assignee: **Hangzhou China Arts Economic & Trading Corp. Ltd.**, Xianlin Town, Yuhang District, Hangzhou, Zhejiang Province (CN)

(**) Term: **14 Years**

(21) Appl. No.: **29/343,605**

(22) Filed: **Sep. 16, 2009**

(30) **Foreign Application Priority Data**

Apr. 23, 2009 (CN) 2009 3 0137432

(51) **LOC (9) Cl.** **06-01**

(52) **U.S. Cl.** **D6/360**

(58) **Field of Classification Search** D6/334-336, D6/360, 364, 365, 374, 375, 376, 379, 380, D6/500-502; 297/344.12, 423.18, 423.25, 297/451.4, 451.5, 452.12, 461

See application file for complete search history.

(56) **References Cited**

U.S. PATENT DOCUMENTS

D365,935 S * 1/1996 Dallas D6/336

D468,918 S * 1/2003 de Blois D6/360
D486,313 S * 2/2004 Manzali D6/360
D489,911 S * 5/2004 Muller D6/360
D540,048 S * 4/2007 Llusca D6/360
D547,957 S * 8/2007 Muller D6/360
D606,343 S * 12/2009 Muller D6/500

* cited by examiner

Primary Examiner—Mimosa De

(74) *Attorney, Agent, or Firm*—Global IP Services; Tianhua Gu

(57) **CLAIM**

The ornamental design for a bar stool, as shown and described.

DESCRIPTION

FIG. 1 is a left-front perspective view of a bar stool showing our new design;

FIG. 2 is a front view thereof;

FIG. 3 is a back view thereof;

FIG. 4 is a left side view thereof;

FIG. 5 is a right side view thereof; and,

FIG. 6 is a top view thereof.

1 Claim, 4 Drawing Sheets





Fig. 1




Fig. 2




Fig. 3



Fig. 4




Fig. 5




Fig. 6