



US00D621163S

(12) **United States Design Patent**
Rennette

(10) **Patent No.:** **US D621,163 S**

(45) **Date of Patent:** **** Aug. 10, 2010**

(54) **HAIR BRUSH**

(76) **Inventor:** **Jean Rennette**, 3745 Shadowbrook Ct.,
Walnut Creek, CA (US) 94598

(**) **Term:** **14 Years**

(21) **Appl. No.:** **29/353,575**

(22) **Filed:** **Jan. 11, 2010**

(51) **LOC (9) Cl.** **04-02**

(52) **U.S. Cl.** **D4/128**

(58) **Field of Classification Search** D4/102,
D4/128, 138; D28/10, 25, 35, 37; 15/27,
15/143.1, 159.1, 160, 186-188, 206; 132/119.1,
132/120, 262, 271, 313

See application file for complete search history.

(56) **References Cited**

U.S. PATENT DOCUMENTS

- D301,404 S * 6/1989 Fischer D4/128
- D452,616 S * 1/2002 Varriale D4/138
- D479,916 S * 9/2003 Park D4/128
- D510,192 S * 10/2005 Kampel et al. D4/128

FOREIGN PATENT DOCUMENTS

- JP 07236518 A * 9/1995
- KR 0208745-1 S * 3/1999
- KR 30-0315214 S * 1/2003

KR 30-0497737 S * 7/2008

OTHER PUBLICATIONS

EM 380381-0002 Industrial Design Application (Dols Industrial de Peluquería, S.A.) Sep. 6, 2005, [online] [retrieved on May 7, 2010] Retrieved from the Design Database of the Office for Harmonization in the Internal Market using the Internet: <URL: <http://oami.europa.eu>>.*

Hairbrushes, Products page [online], Ningbo Chungfat Brushes Co., Ltd., 2005. [retrieved on Mar. 18, 2005] Retrieved from the Internet: <URL: <http://www.comb-brush.com>>.*

* cited by examiner

Primary Examiner—Melanie H Tung

Assistant Examiner—Lavone D Tabor

(74) *Attorney, Agent, or Firm*—Stoneman Volk Patent Group; Martin L. Stoneman; Michael D. Volk, Jr.

(57) **CLAIM**

The ornamental design for a hair brush, as shown and described.

DESCRIPTION

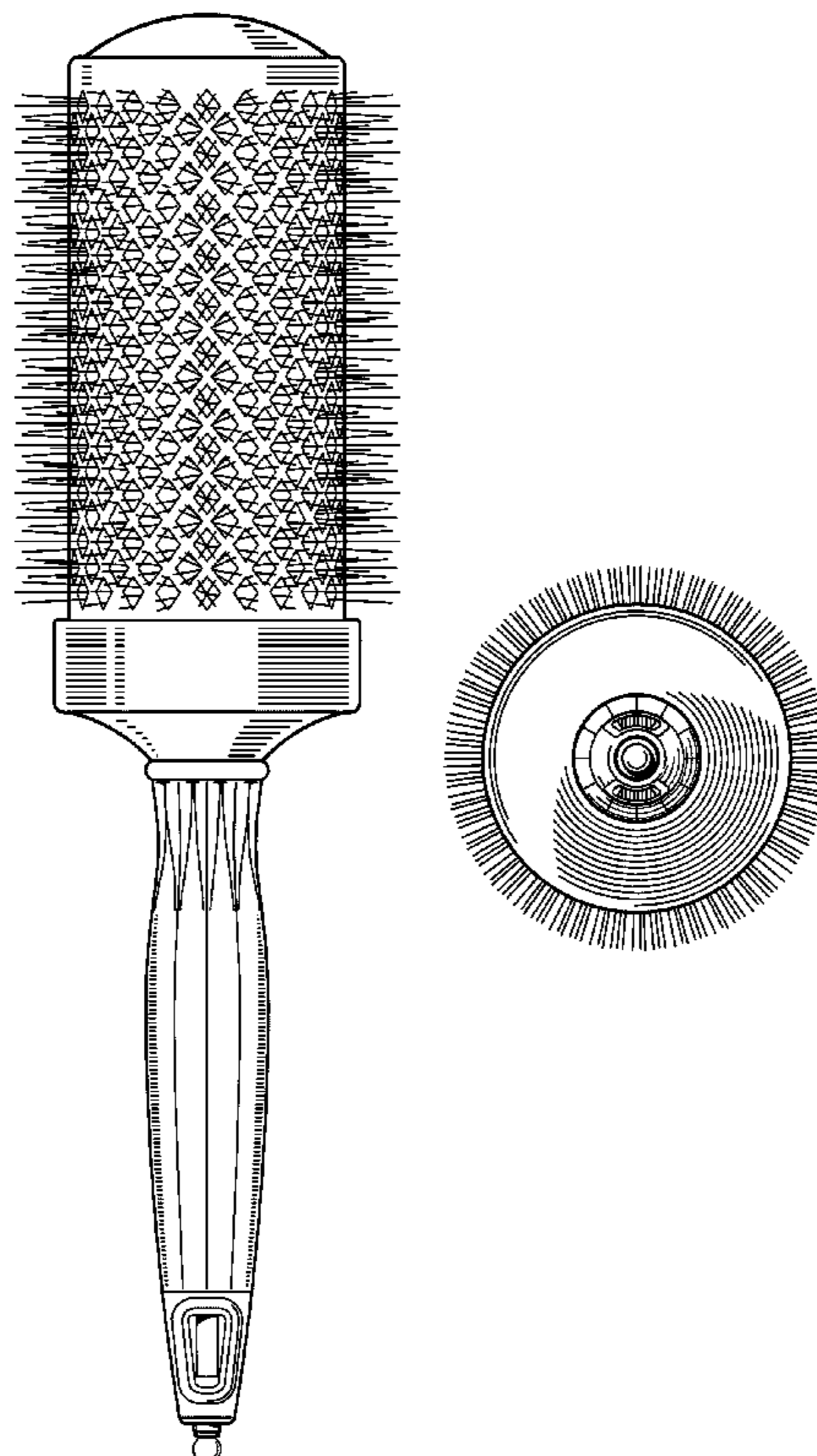
FIG. 1 is a front elevational view of a hair brush, showing my new design (and also a mirror image of the rear elevational view thereof);

FIG. 2 is a side elevational view thereof (and also a mirror image of the opposite side);

FIG. 3 is a top view thereof; and,

FIG. 4 is a bottom view thereof.

1 Claim, 2 Drawing Sheets



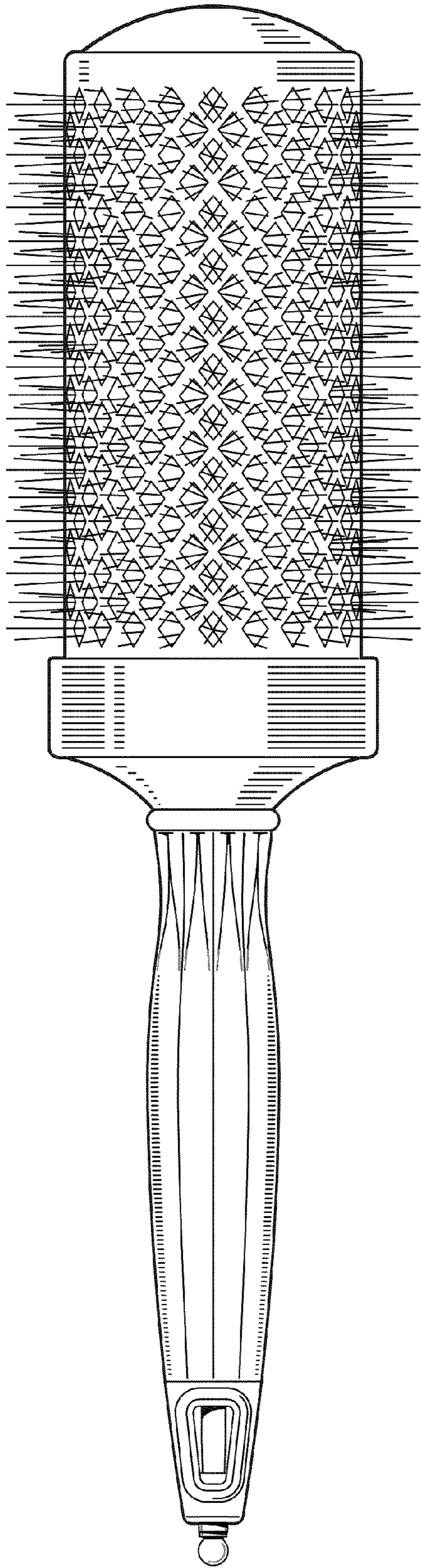


FIG. 1

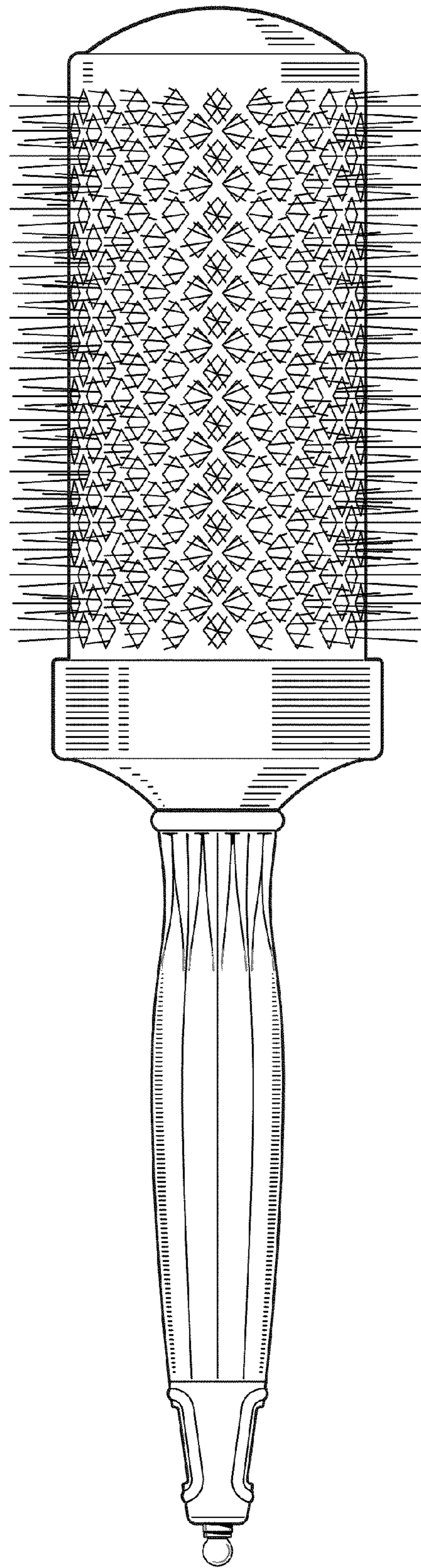


FIG. 2

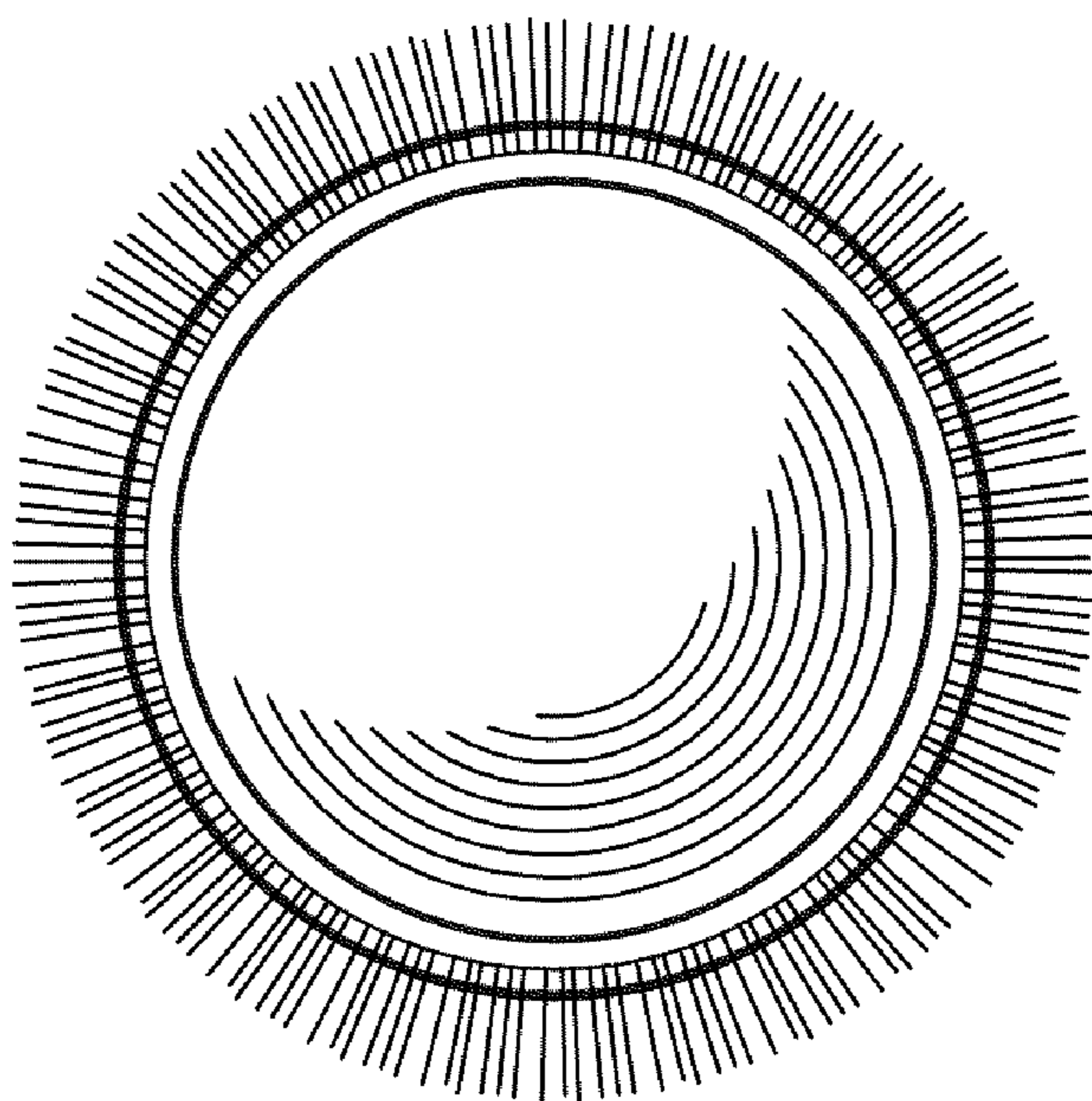


FIG. 3

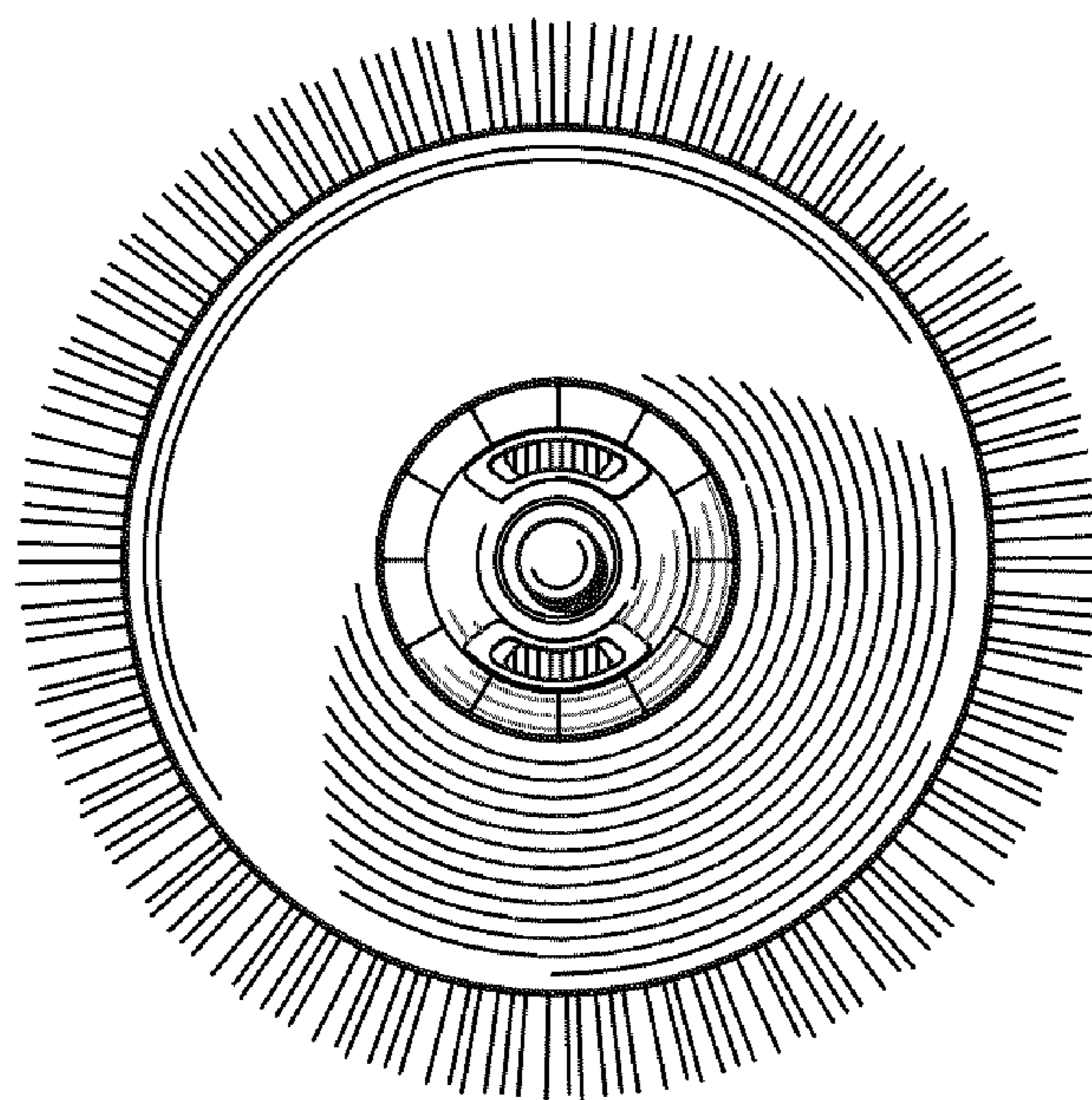


FIG. 4