



US00D621160S

(12) **United States Design Patent**  
**Ballmaier et al.**

(10) **Patent No.:** **US D621,160 S**

(45) **Date of Patent:** **\*\* Aug. 10, 2010**

(54) **TOOTHBRUSH HANDLE**

(75) Inventors: **Kathi Ballmaier**, Wehrheim (DE);  
**Soeren Wasow**, Freigericht (DE);  
**Tilmann Winkler**, Kronberg (DE)

(73) Assignee: **The Procter & Gamble Company**,  
Cincinnati, OH (US)

(\*\*) Term: **14 Years**

(21) Appl. No.: **29/327,078**

(22) Filed: **Oct. 30, 2008**

(51) **LOC (9) Cl.** ..... **04-02**

(52) **U.S. Cl.** ..... **D4/104; D4/108**

(58) **Field of Classification Search** ..... D4/104-112,  
D4/132-134, 138; 15/110, 143.1, 167.1,  
15/167.2, 207.2, DIG. 5, DIG. 6; 132/308-311;  
601/139, 141; D24/147; 606/161; D28/48;  
16/430, 431, DIG. 12, DIG. 19  
See application file for complete search history.

(56) **References Cited**

**U.S. PATENT DOCUMENTS**

D343,955 S *	2/1994	Peters, Jr.	.....	D4/104
D388,614 S *	1/1998	Weihrauch	.....	D4/104
D398,154 S *	9/1998	Moskovich	.....	D4/104
D407,560 S *	4/1999	Huang	.....	D4/104
D463,132 S *	9/2002	Winter et al.	.....	D4/104

D514,321 S *	2/2006	Moskovich et al.	.....	D4/104
D549,462 S *	8/2007	Blanchard et al.	.....	D4/106
2008/0201884 A1 *	8/2008	Vazquez et al.	.....	15/167.1

\* cited by examiner

*Primary Examiner*—Melanie H Tung

*Assistant Examiner*—Lavone D Tabor

(74) *Attorney, Agent, or Firm*—George H. Leal

(57) **CLAIM**

The ornamental design for a toothbrush handle, as shown and described.

**DESCRIPTION**

FIG. 1 is a perspective view as seen from the front and left side of a toothbrush handle showing our new design;

FIG. 2 is a left side view of the toothbrush handle of FIG. 1;

FIG. 3 is a right side view of the toothbrush handle of FIG. 1;

FIG. 4 is a front view of the toothbrush handle of FIG. 1;

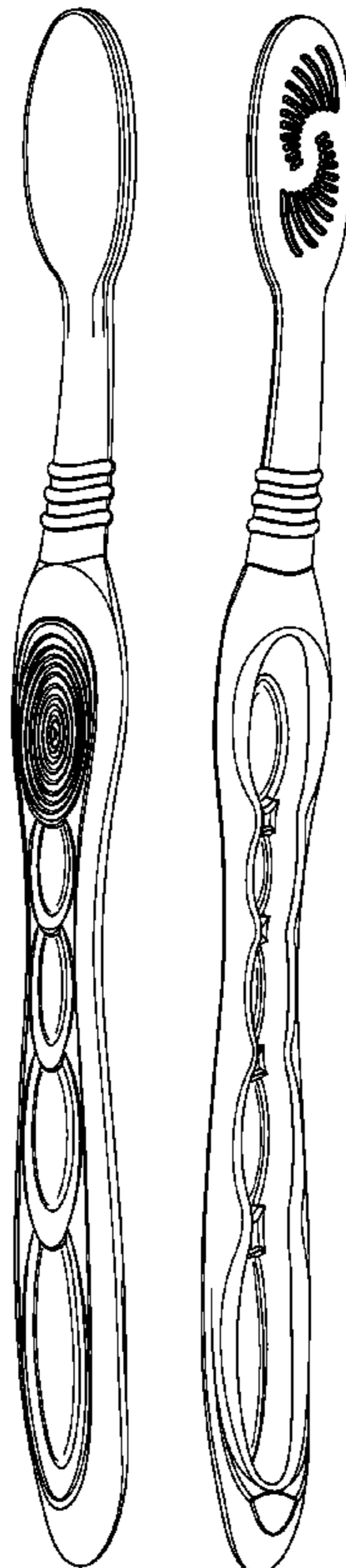
FIG. 5 is back view of the toothbrush handle of FIG. 1;

FIG. 6 is a top view of the toothbrush handle of FIG. 1;

FIG. 7 is a bottom view of the toothbrush handle of FIG. 1; and,

FIG. 8 is a perspective view as seen from the back and left side of the toothbrush handle.

**1 Claim, 5 Drawing Sheets**



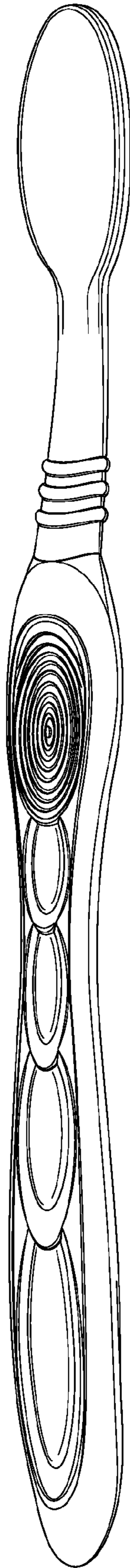


Fig. 1




Fig. 2



Fig. 3

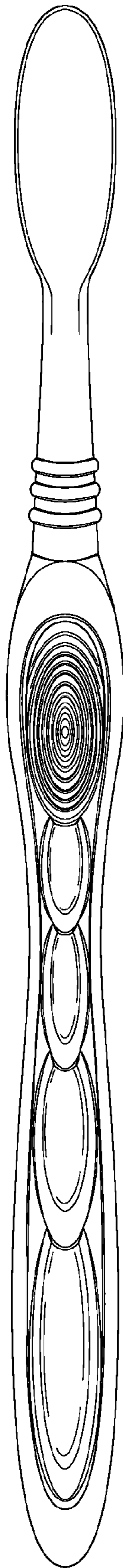


Fig. 4

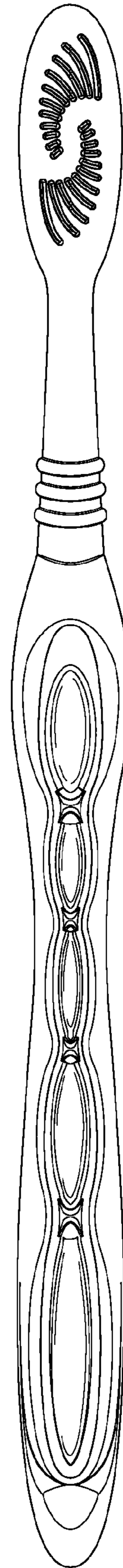


Fig. 5

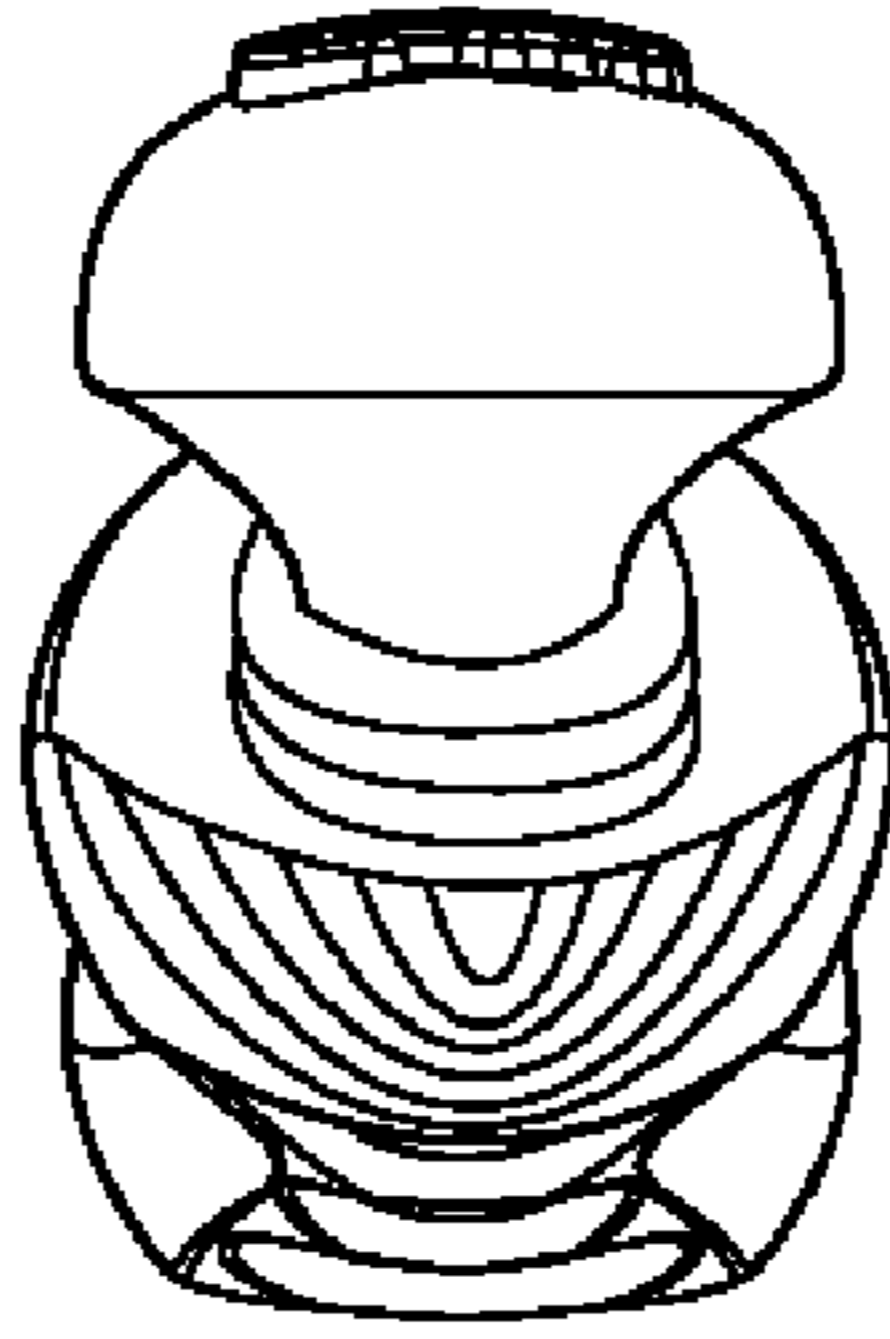


Fig. 6

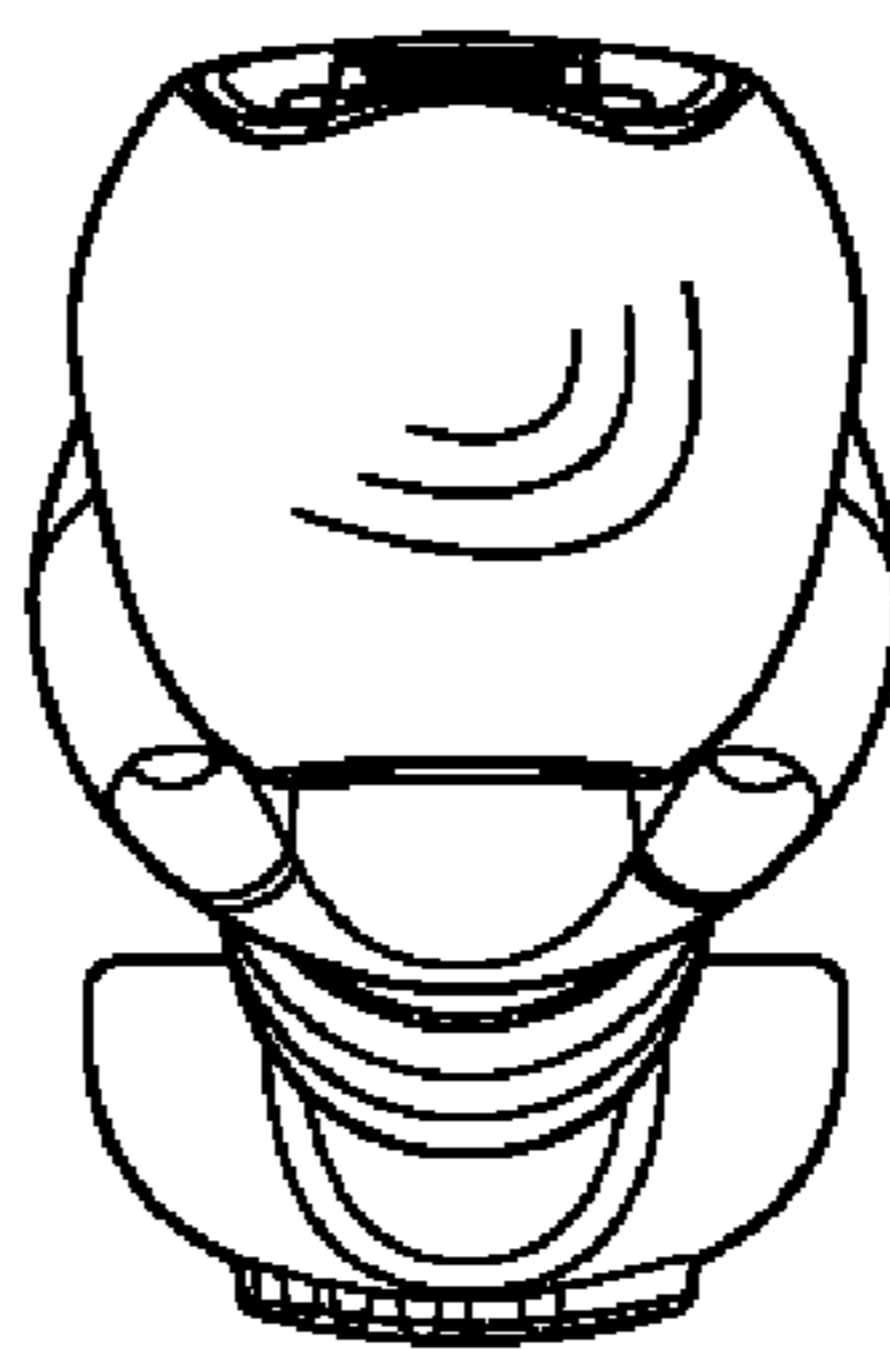


Fig. 7

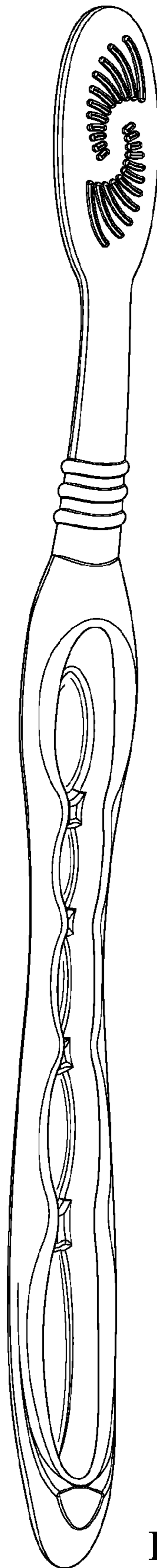


Fig. 8