



US00D621151S

(12) **United States Design Patent**
Richardson

(10) **Patent No.:** **US D621,151 S**

(45) **Date of Patent:** **** Aug. 10, 2010**

(54) **ORAL CARE ACCESSORY**

(76) Inventor: **Willie R Richardson**, 7101 La Tijera Blvd., #205, Los Angeles, CA (US) 90045

(**) Term: **14 Years**

(21) Appl. No.: **29/336,104**

(22) Filed: **Apr. 28, 2009**

(51) **LOC (9) Cl.** **03-01**

(52) **U.S. Cl.** **D3/203.1; D3/205**

(58) **Field of Classification Search** D3/203.1, D3/203.6, 205, 224, 226, 221, 201; D24/176; D4/108; 206/530-538, 581, 362.2; 132/308-309, 132/312, 314
See application file for complete search history.

(56) **References Cited**

U.S. PATENT DOCUMENTS

4,211,330	A *	7/1980	Strock	206/581
D307,493	S	4/1990	Cheng		
D324,952	S *	3/1992	Berland	D3/203.1
5,370,246	A *	12/1994	Traynor	132/312
D367,545	S	2/1996	Burke		
5,524,764	A *	6/1996	Kaufman et al.	206/581

D416,387	S *	11/1999	Adams	D4/108
D457,718	S *	5/2002	McDonald	D3/205
D479,646	S *	9/2003	Overton	D3/205
D548,886	S	8/2007	Lee		
D579,195	S *	10/2008	Kagawa	D3/203.1

* cited by examiner

Primary Examiner—Catherine R Oliver

(57) **CLAIM**

The ornamental design for an oral care accessory, as shown and described.

DESCRIPTION

FIG. 1 is a front elevation view of an oral care accessory showing my new design with removal strips separated from a package for clarity;

FIG. 2 is a rear elevation view thereof;

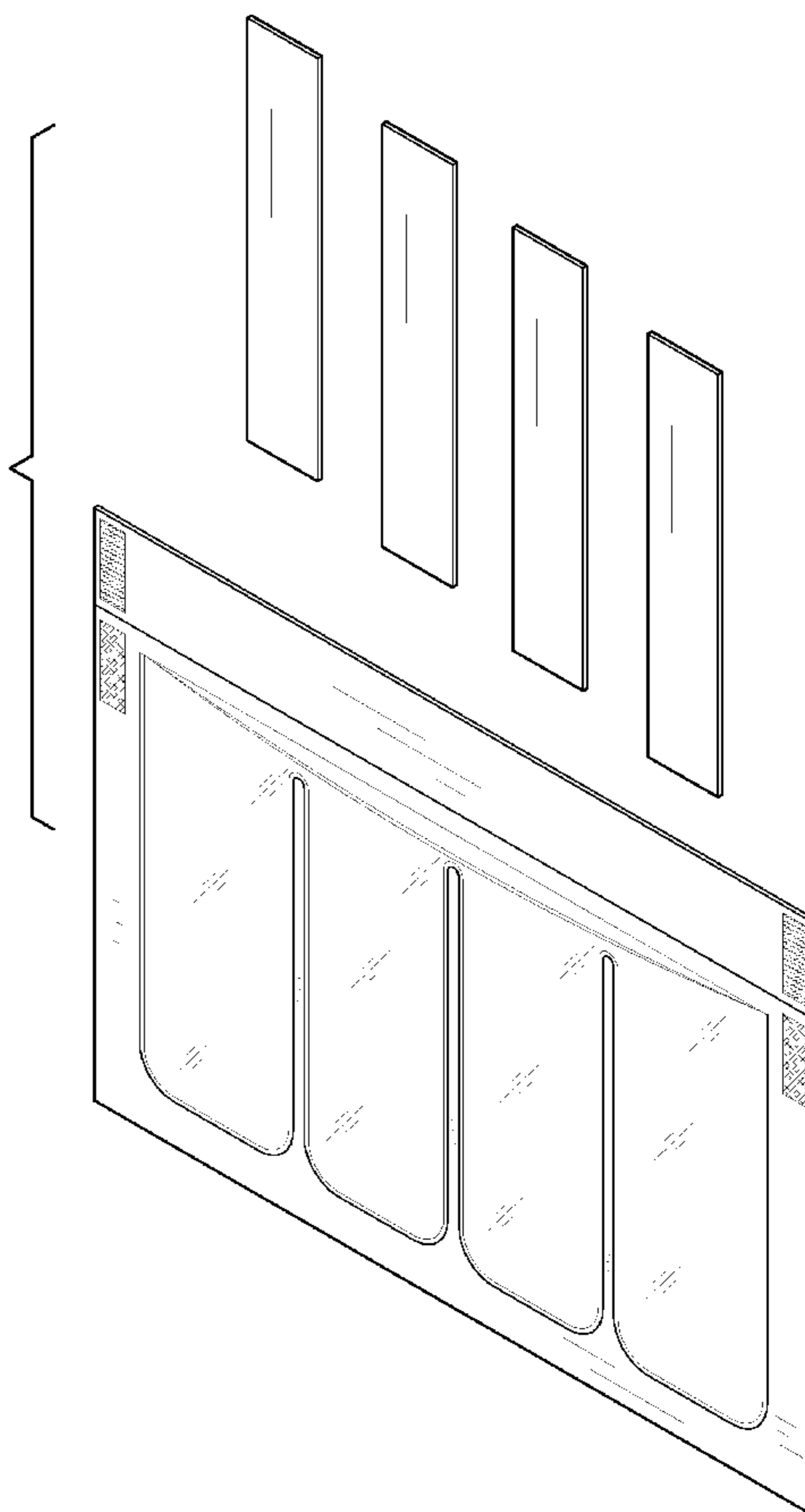
FIG. 3 is a right elevation view thereof, the opposite side being a mirror image of the shown;

FIG. 4 is a top plan view thereof;

FIG. 5 is a bottom plan view thereof; and,

FIG. 6 is an isometric view thereof.

1 Claim, 5 Drawing Sheets






FIG. 1


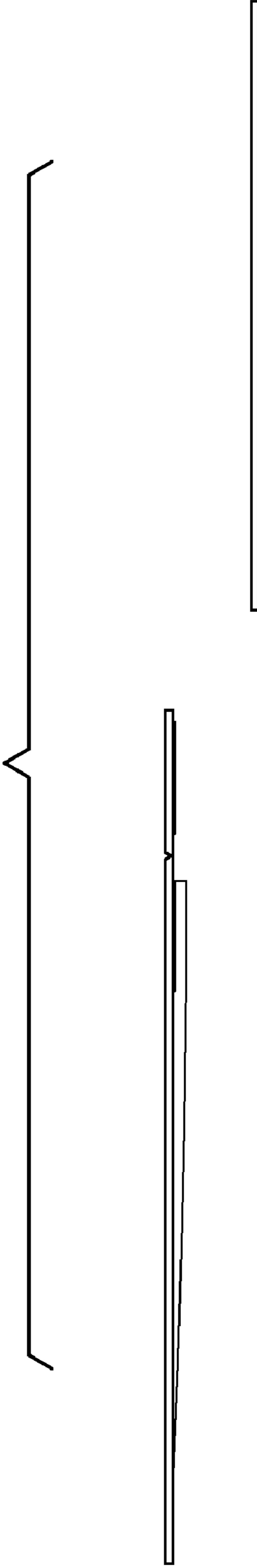


FIG. 2

FIG. 3



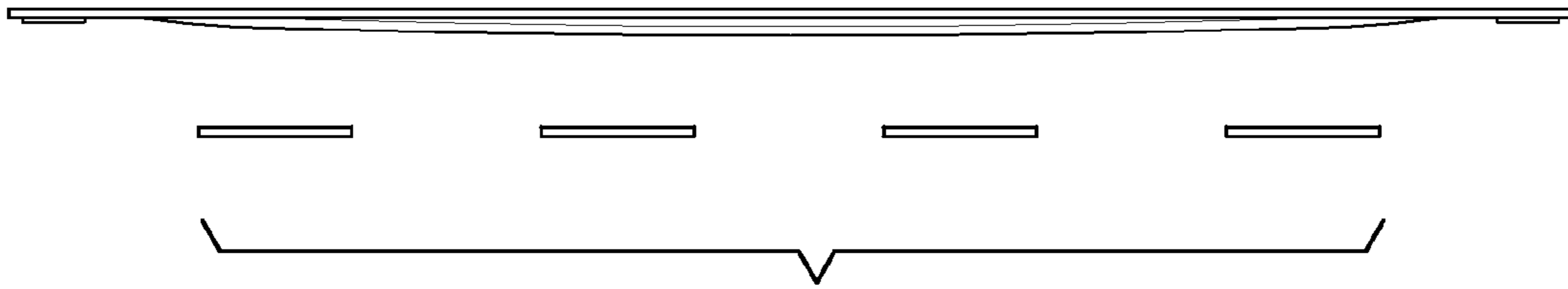
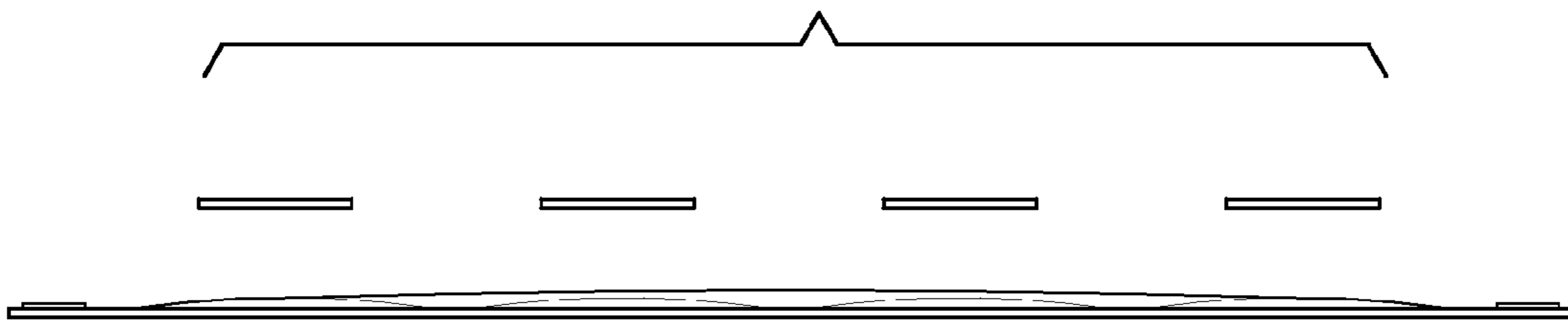


FIG. 4

FIG. 5






FIG. 6