



US00D621145S

(12) **United States Design Patent**
McClaskie

(10) **Patent No.:** **US D621,145 S**

(45) **Date of Patent:** **** Aug. 10, 2010**

(54) **SHOE**

(75) Inventor: **Thomas E McClaskie**, Bethlehem, PA
(US)

(73) Assignee: **Columbia Insurance Company**,
Omaha, NE (US)

(**) Term: **14 Years**

(21) Appl. No.: **29/350,805**

(22) Filed: **Nov. 24, 2009**

(51) **LOC (9) Cl.** **02-04**

(52) **U.S. Cl.** **D2/953; D2/951; D2/952**

(58) **Field of Classification Search** D2/902,
D2/947, 949, 951, 952, 953, 954, 957, 959,
D2/960; 36/3 B, 22 R, 24.5, 25 R, 32 R,
36/67 A, 59 C

See application file for complete search history.

(56) **References Cited**

U.S. PATENT DOCUMENTS

D124,794 S *	1/1941	Kavenagh et al.	D2/959
2,833,057 A *	5/1958	Hack	36/59 C
D337,650 S *	7/1993	Thomas et al.	D2/961
D375,615 S *	11/1996	McDonald	D2/916
D392,790 S *	3/1998	Ng	D2/900
D396,548 S *	8/1998	Ng	D2/900
D468,893 S *	1/2003	Lupo	D2/952
D471,694 S *	3/2003	Hudson	D2/953
D474,584 S	5/2003	Matis	
D490,595 S *	6/2004	McClaskie	D2/953
D495,476 S *	9/2004	Recchi	D2/953
D499,534 S *	12/2004	McClaskie	D2/951
D513,840 S	1/2006	Urie et al.	
D515,791 S	2/2006	McClaskie	
D552,333 S	10/2007	McClaskie	
D553,831 S	10/2007	McClaskie	

D554,841 S	11/2007	McClaskie	
D571,088 S *	6/2008	St-Louis et al.	D2/953
D594,190 S *	6/2009	Andersen et al.	D2/952
D599,991 S *	9/2009	McClaskie	D2/952
D603,594 S *	11/2009	McClaskie	D2/953
D604,933 S *	12/2009	Anderson	D2/960
D605,836 S *	12/2009	Foust	D2/951
D605,837 S *	12/2009	Andersen et al.	D2/952
D606,733 S *	12/2009	McClaskie	D2/952
D607,190 S *	1/2010	McClaskie	D2/952

* cited by examiner

Primary Examiner—Celia A Murphy

(74) *Attorney, Agent, or Firm*—St. Onge Steward Johnston & Reens LLC

(57) **CLAIM**

The ornamental design for a shoe, as shown and described.

DESCRIPTION

FIG. 1 is a bottom perspective view of a shoe in accordance with the new design;

FIG. 2 is a top view thereof;

FIG. 3 is a bottom view thereof;

FIG. 4 is a right side view thereof;

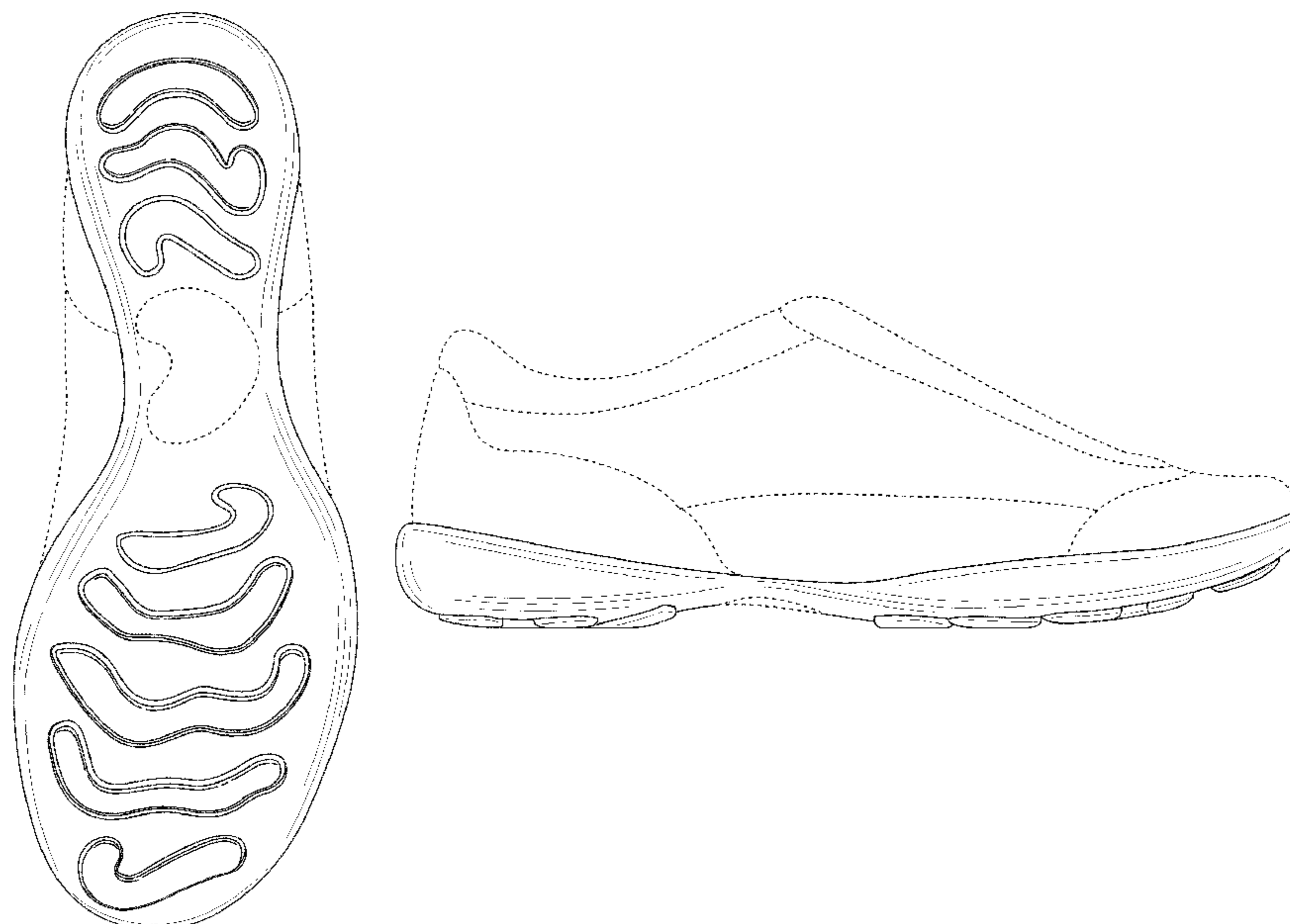
FIG. 5 is a left side view thereof;

FIG. 6 is a front view thereof; and,

FIG. 7 is a rear view thereof.

The shoe upper shown in broken lines in FIGS. 1-7 is for environmental purposes only and forms no part of the claimed design. The broken lines shown in each arch area of FIGS. 1, 3, and 4 represent boundaries of the design with the lines themselves and the areas within them forming no part of the claimed design.

1 Claim, 7 Drawing Sheets



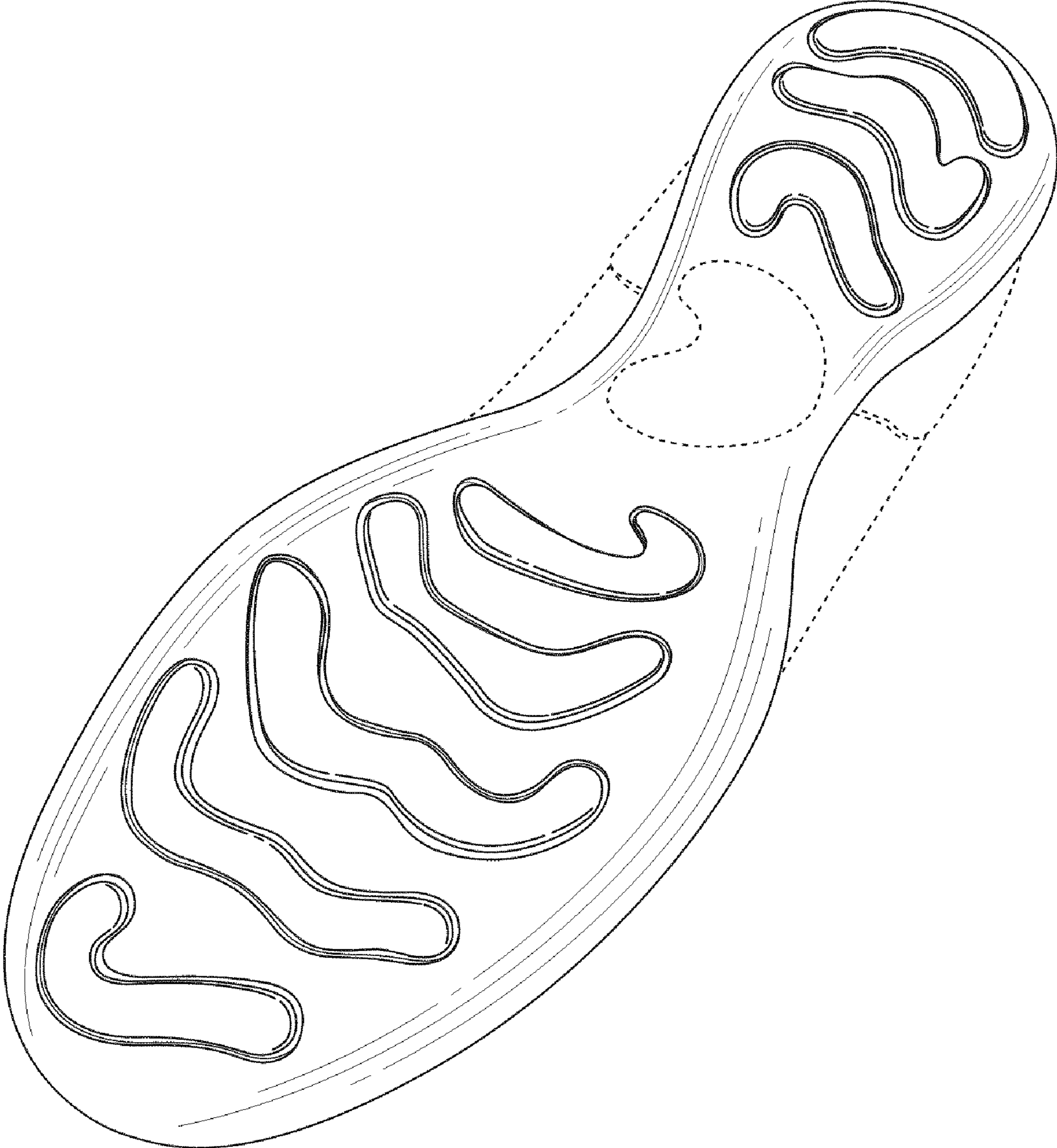


FIG. 1

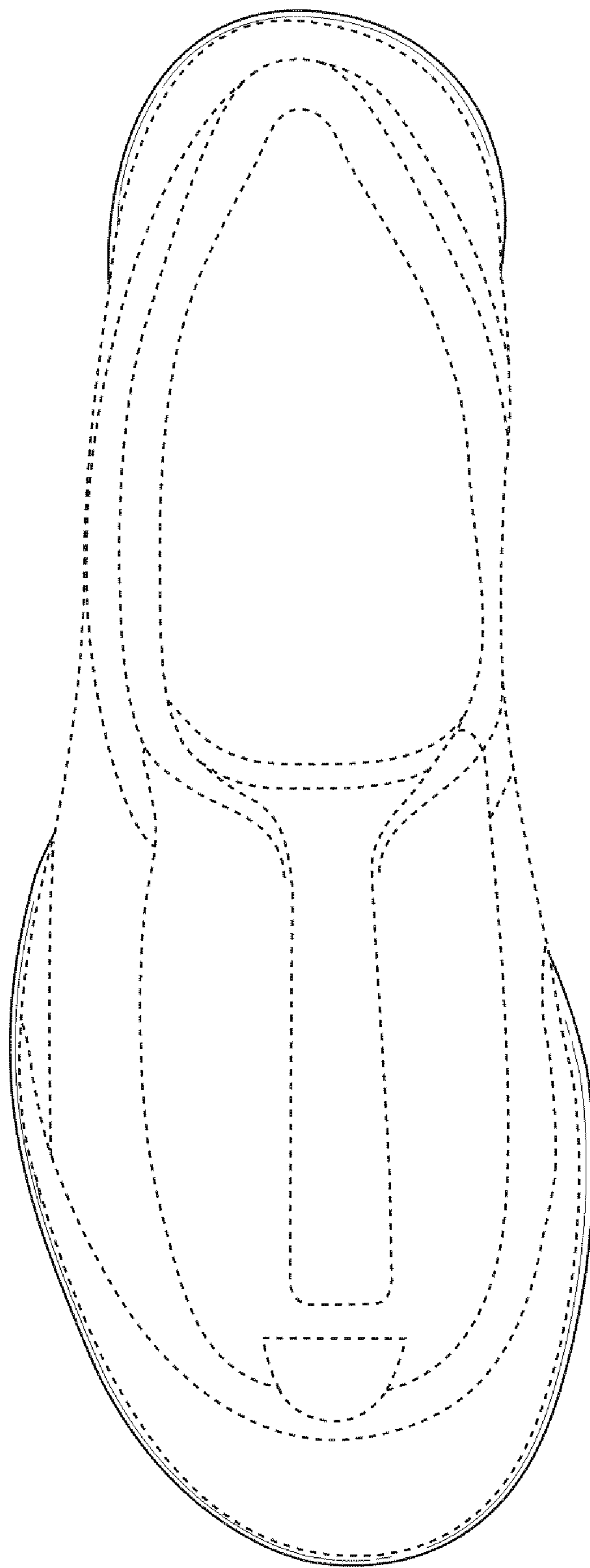


FIG. 2

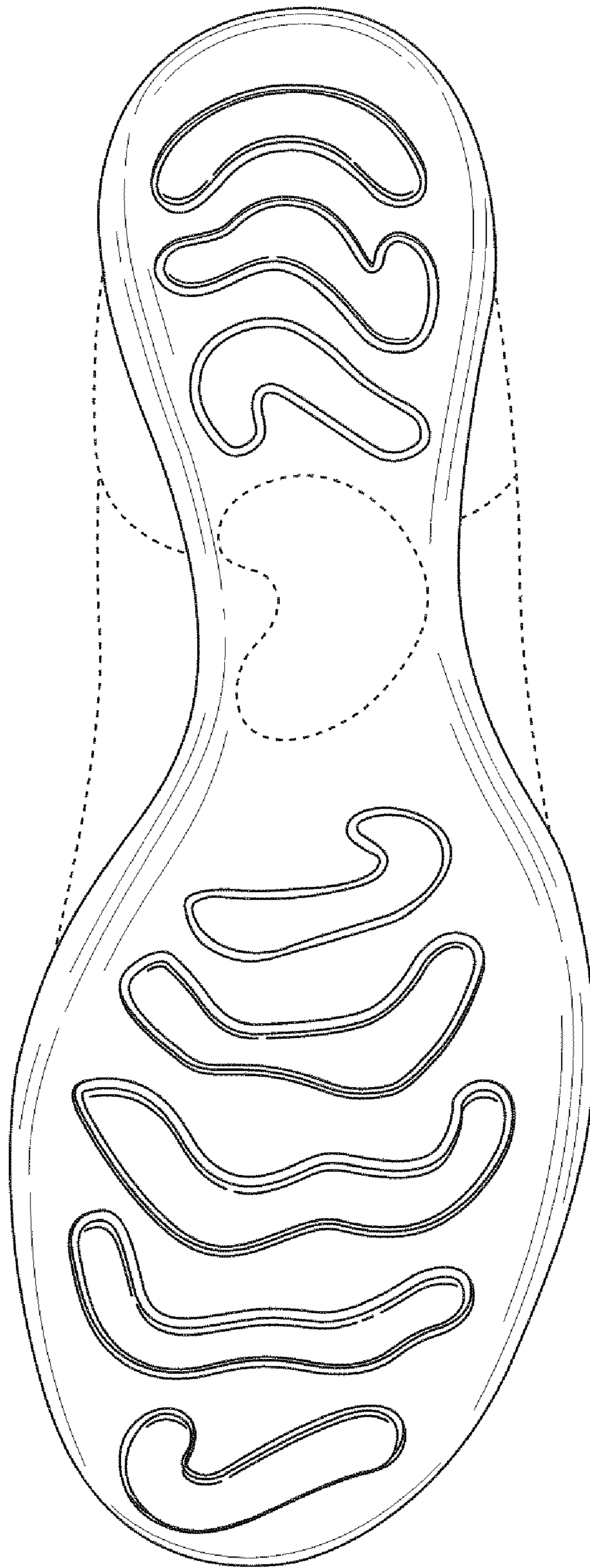


FIG. 3

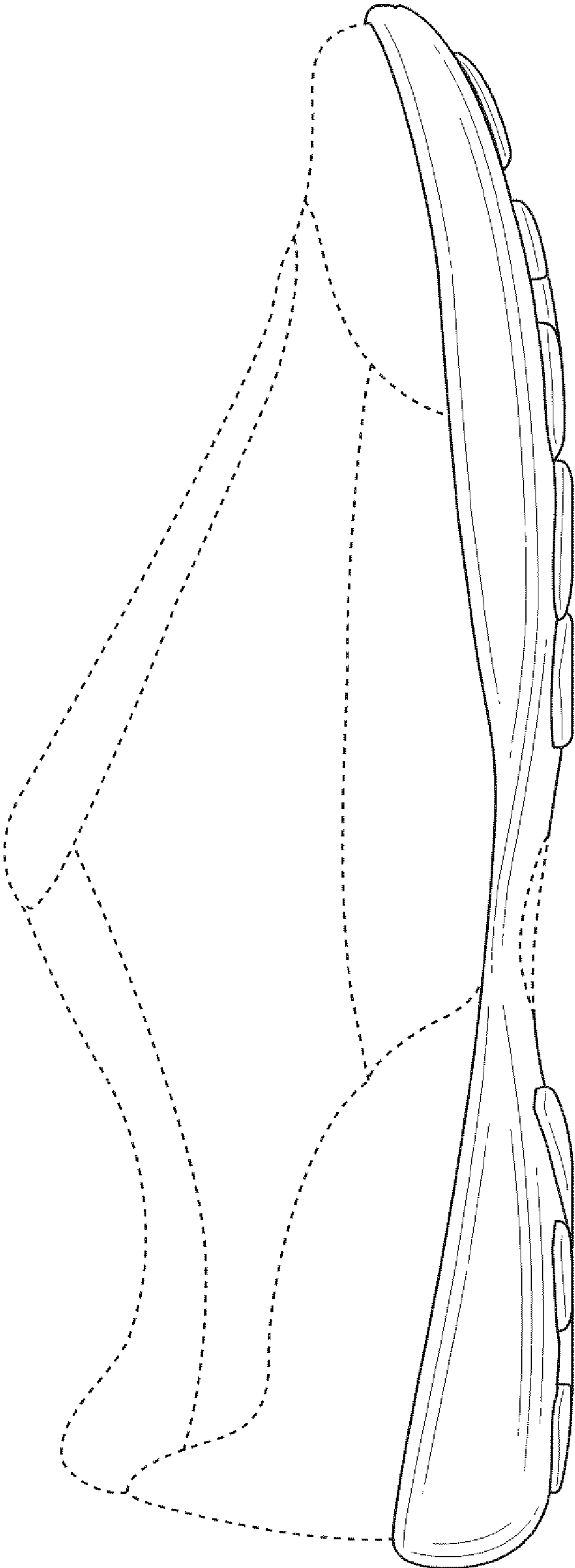


FIG. 4

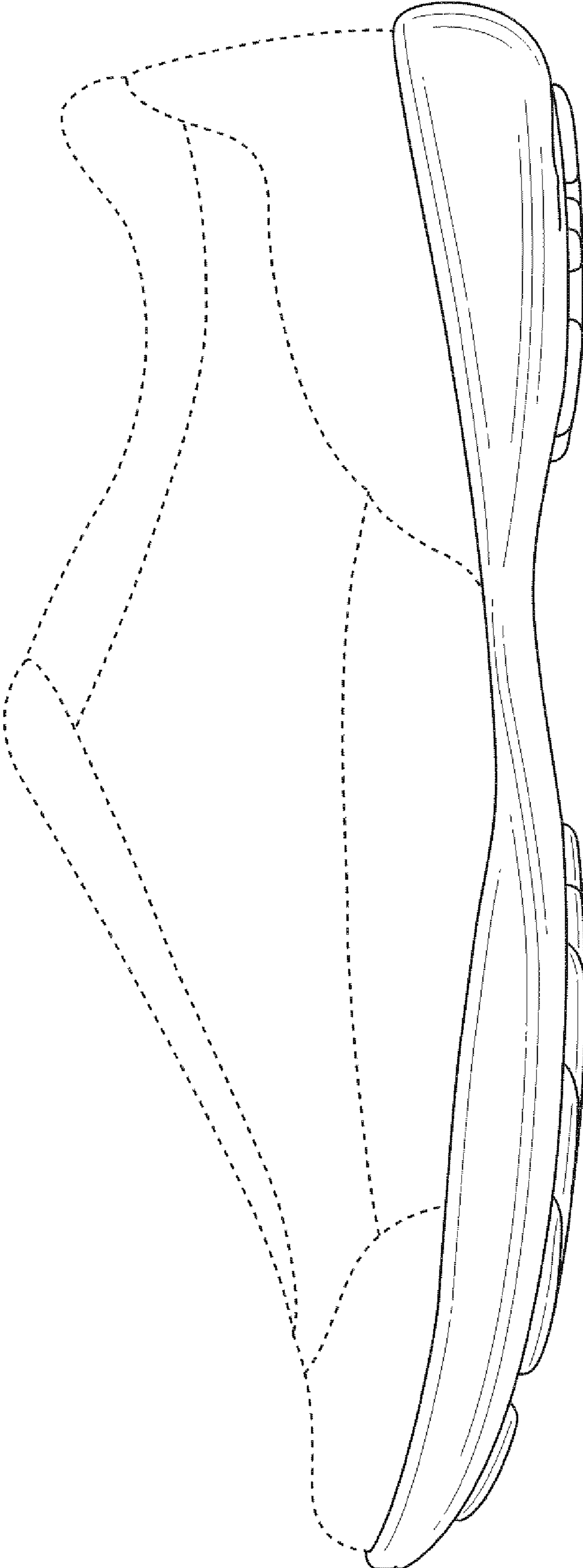


FIG. 5

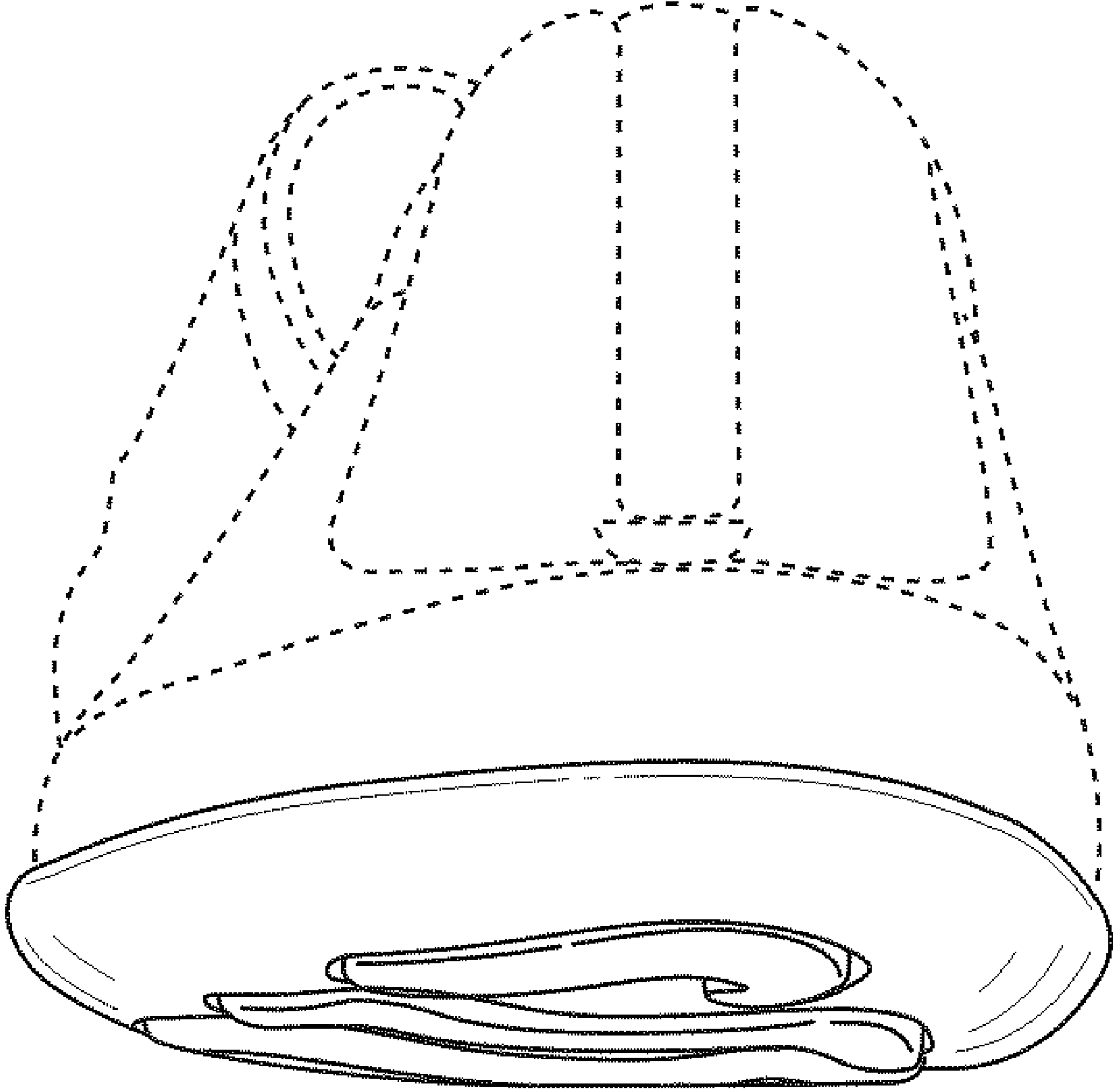


FIG. 6

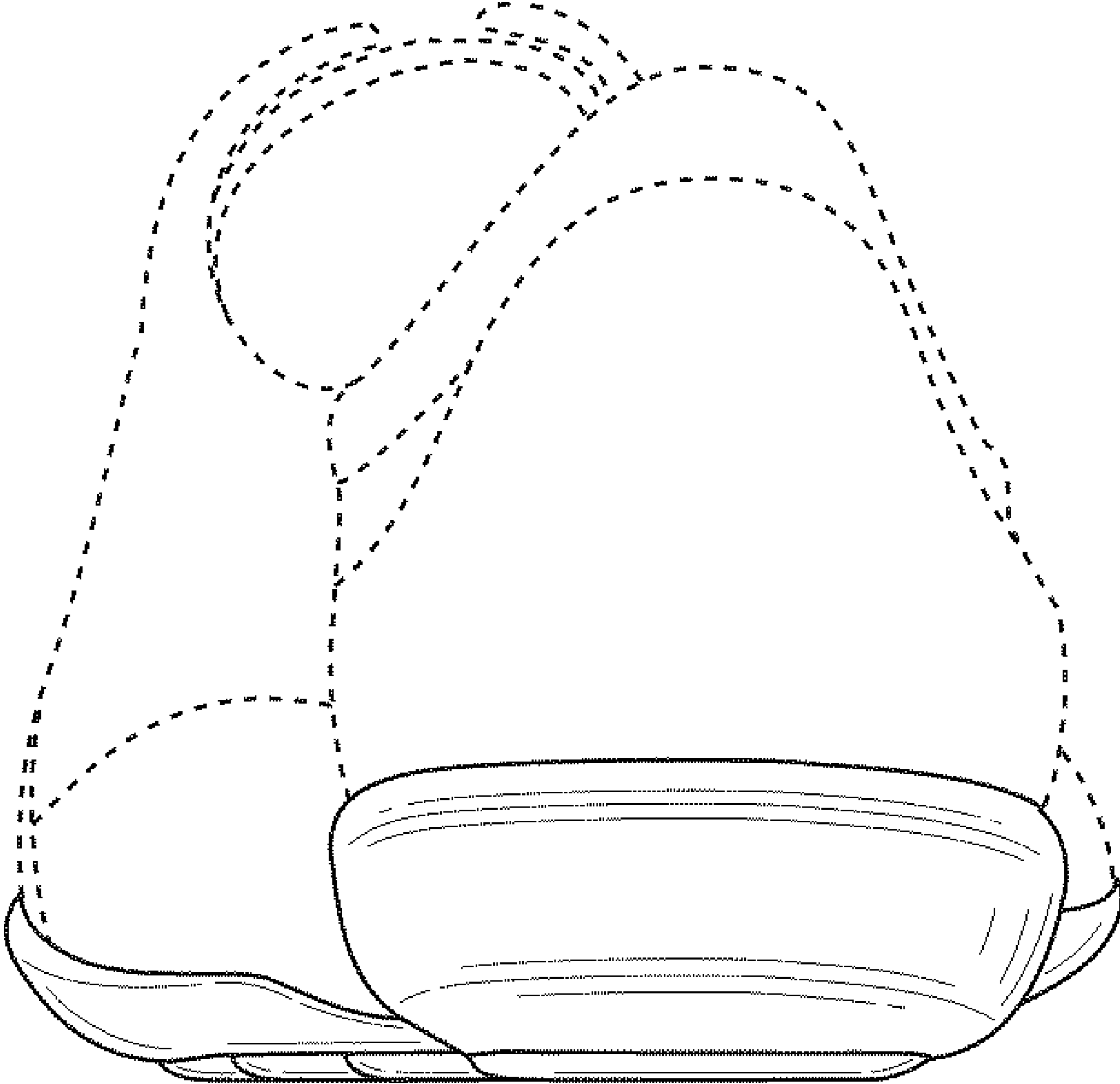


FIG. 7