



US00D621143S

(12) **United States Design Patent**
Lamont

(10) **Patent No.:** **US D621,143 S**

(45) **Date of Patent:** **** Aug. 10, 2010**

(54) **SOLE FOR FOOTWEAR**

(75) Inventor: **Ryan Lamont**, London (GB)

(73) Assignee: **Lacoste Alligator S.A.**, Geneva (CH)

(**) Term: **14 Years**

(21) Appl. No.: **29/315,215**

(22) Filed: **Jun. 4, 2009**

Related U.S. Application Data

(62) Division of application No. 29/301,532, filed on Mar. 4, 2008, now Pat. No. Des. 598,186.

(51) **LOC (9) Cl.** **02-99**

(52) **U.S. Cl.** **D2/951**

(58) **Field of Classification Search** D2/896,
D2/902, 906-908, 943, 944, 969, 972-974,
D2/951-955; 36/45, 50.1, 77 M, 77 R, 83,
36/88, 113, 114, 126-131, 25 R-25 A
See application file for complete search history.

(56) **References Cited**

U.S. PATENT DOCUMENTS

D127,776 S *	6/1941	Barber	D2/955
D331,313 S *	12/1992	Lesbirel	D2/954
D394,743 S *	6/1998	Koh	D2/969
D450,438 S *	11/2001	Dolan	D2/972
D490,220 S *	5/2004	Edauw	D2/908
D523,623 S *	6/2006	Mermet	D2/972
D532,964 S *	12/2006	Kuerbis	D2/972
D537,616 S *	3/2007	Campbell	D2/972

D566,381 S *	4/2008	Nakano et al.	D2/959
D574,585 S *	8/2008	Wilken	D2/960
D578,280 S *	10/2008	Wilken	D2/952

* cited by examiner

Primary Examiner—Dominic Simone

(74) *Attorney, Agent, or Firm*—Fross Zelnick Lehrman & Zissu, P.C.; Charles T. J. Weigell, Esq

(57) **CLAIM**

The ornamental design for a sole for footwear, as shown and described.

DESCRIPTION

FIG. 1 is a front perspective view of a shoe showing my sole for footwear design;

FIG. 2 is a right side view of the sole for footwear shown in FIG. 1;

FIG. 3 is a left side view of the sole for footwear shown in FIG. 1;

FIG. 4 is a front view of the sole for footwear shown in FIG. 1;

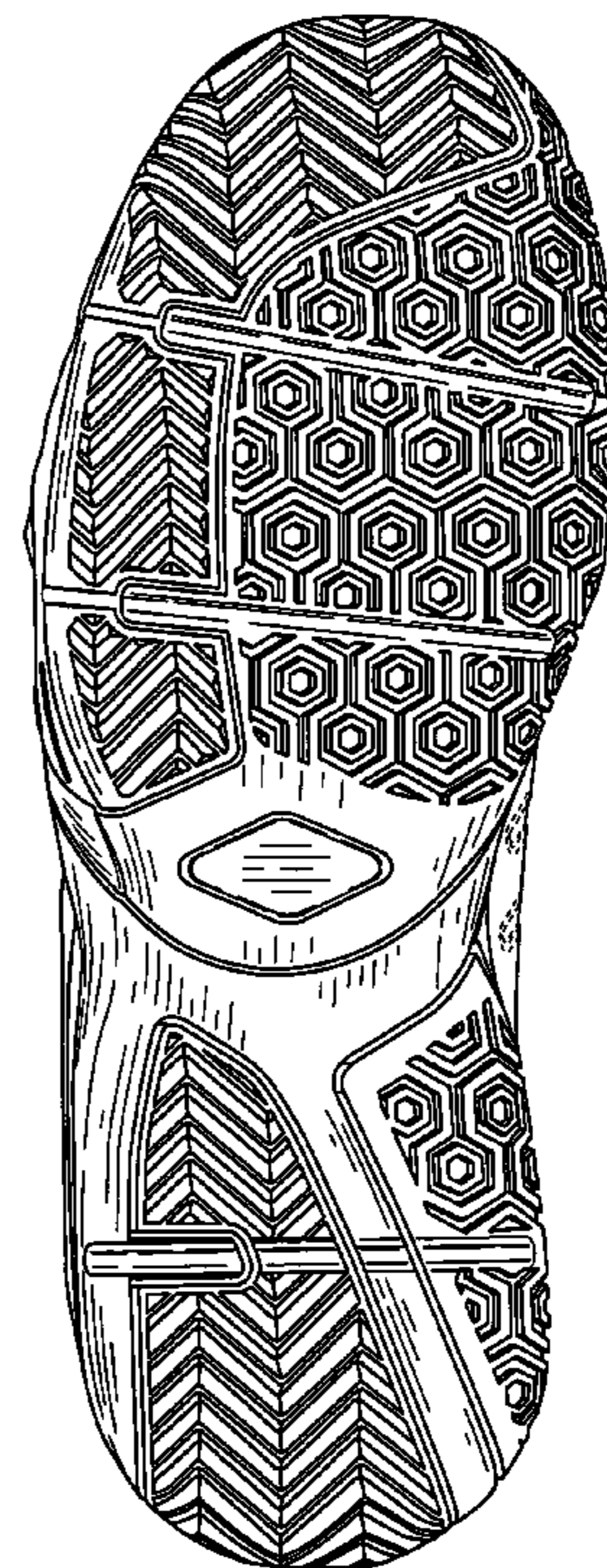

FIG. 5 is a rear view of the sole for footwear shown in FIG. 1;

FIG. 6 is a top view of the sole for footwear shown in FIG. 1; and,

FIG. 7 is a bottom view of the sole for footwear shown in FIG. 1.

The broken line showing of the sole shoe upper is for illustrative purposes only and forms no part of the claimed design.

1 Claim, 6 Drawing Sheets



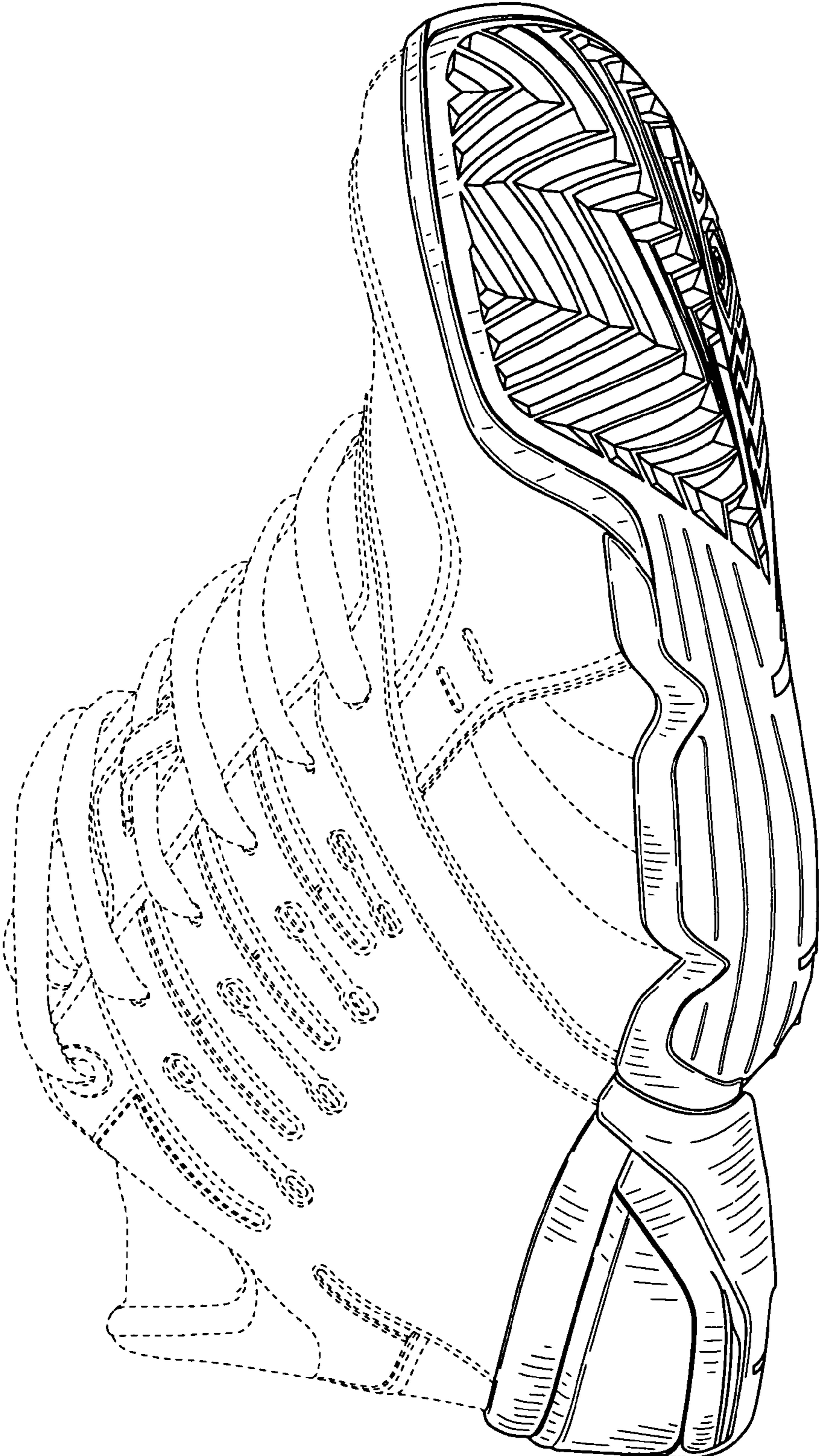


FIG. 1

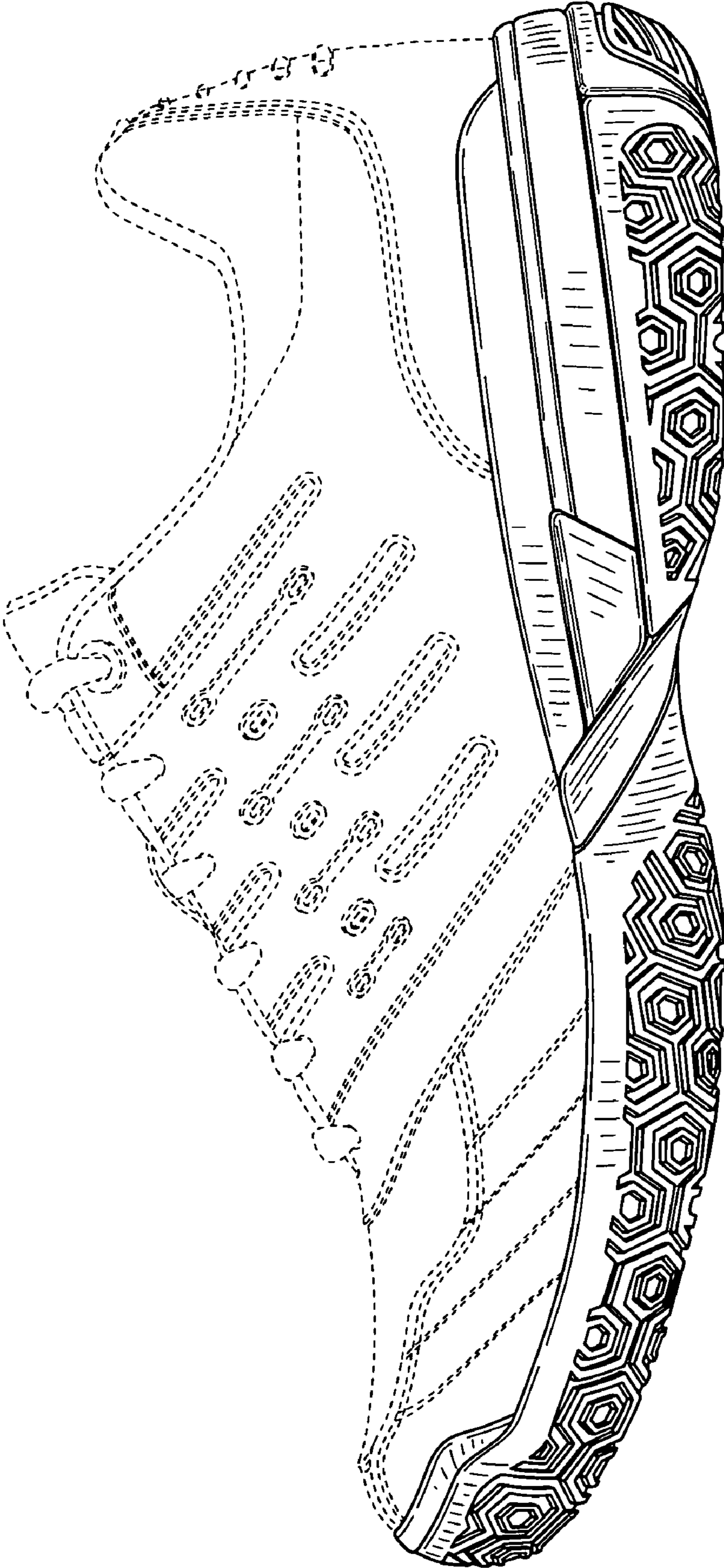


FIG. 2

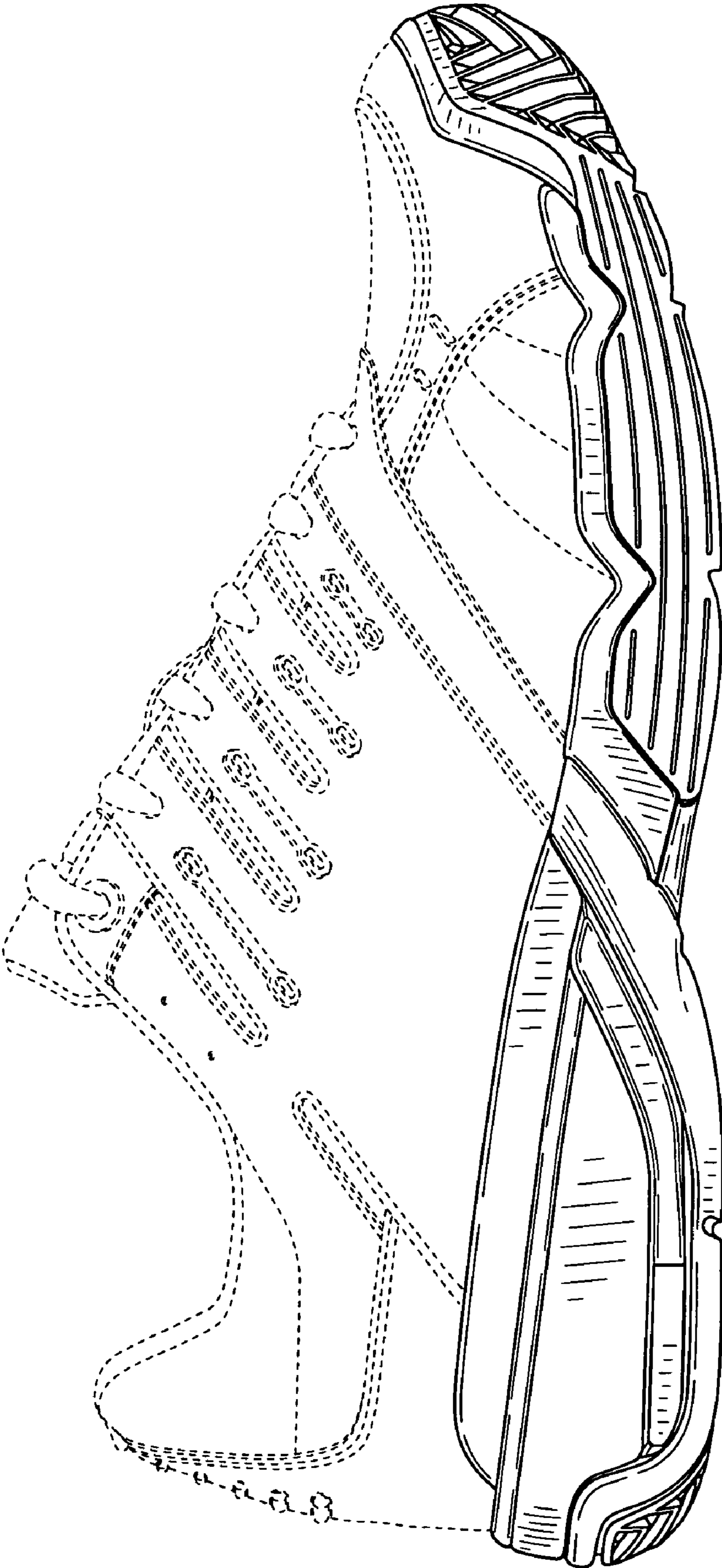


FIG. 3




FIG. 4

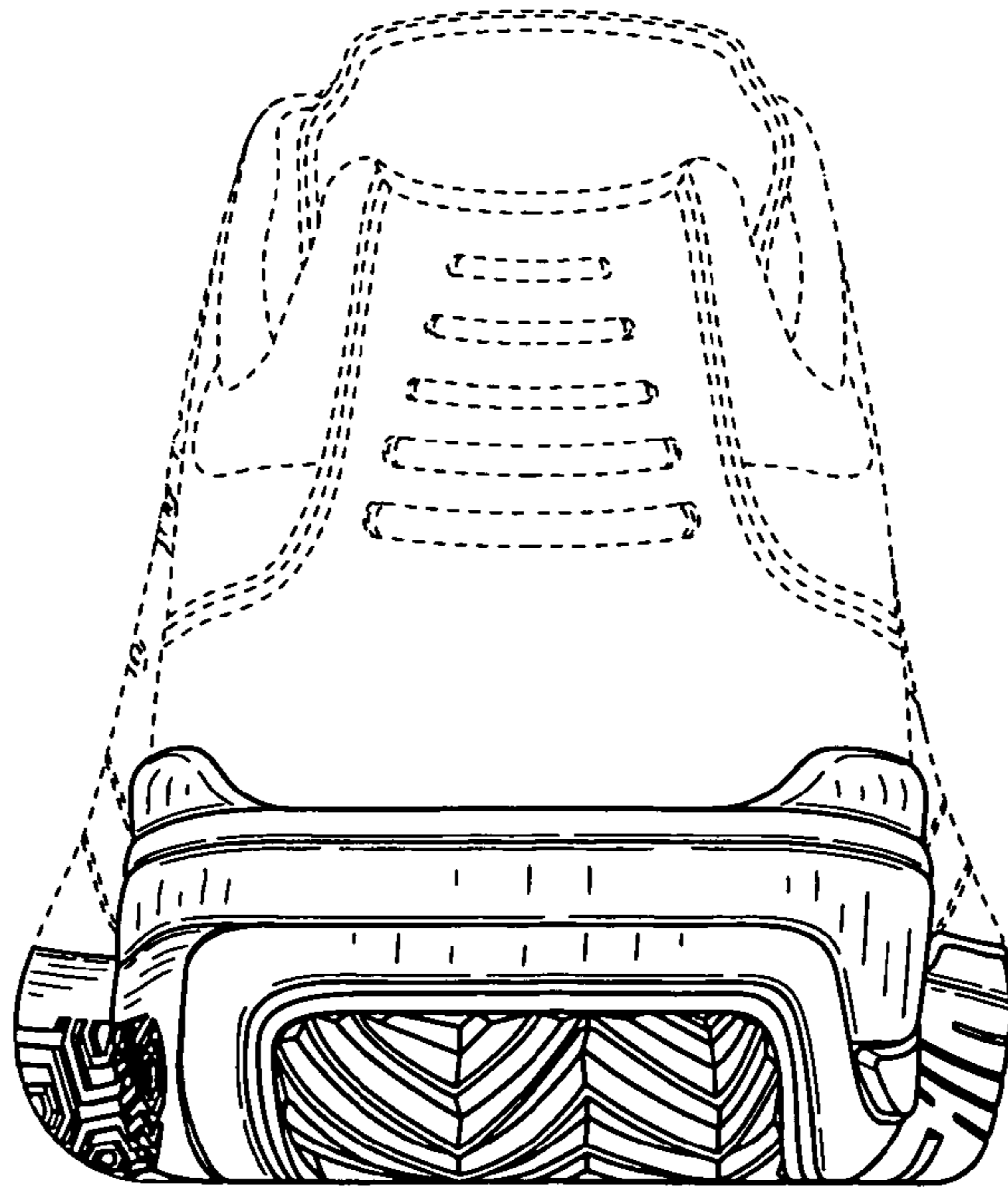


FIG. 5

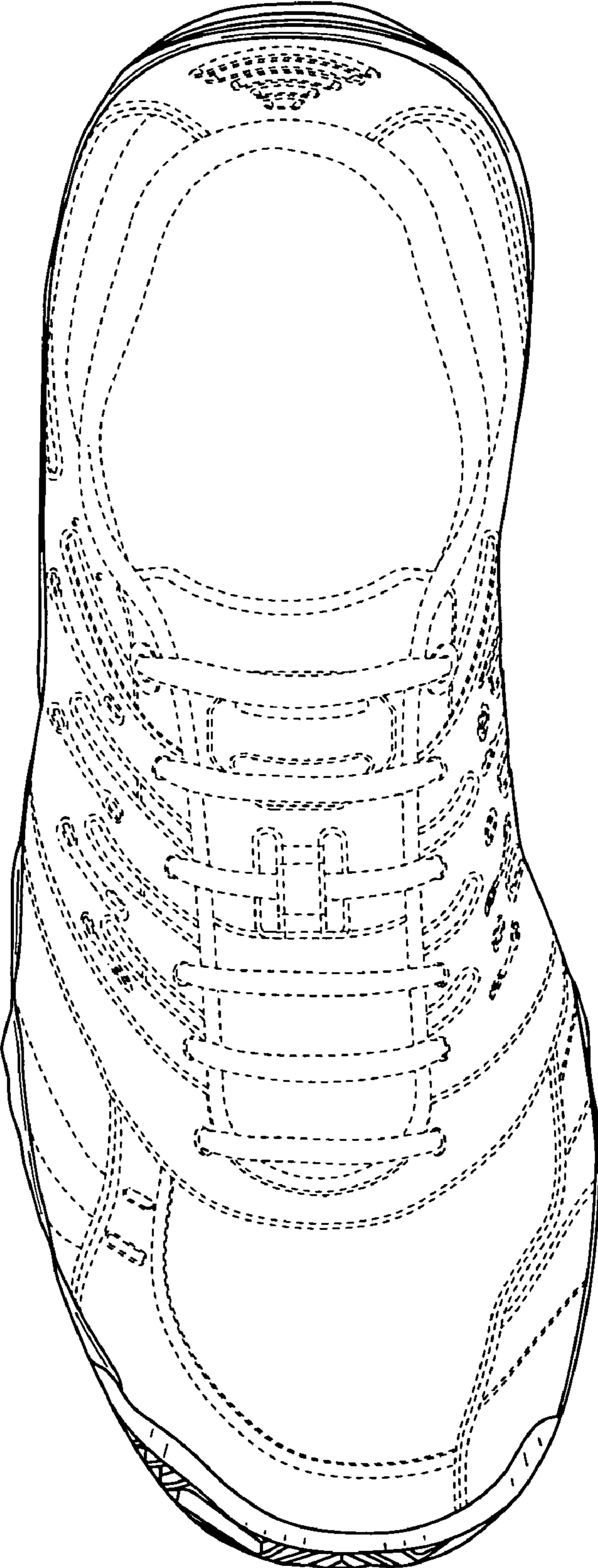


FIG. 6

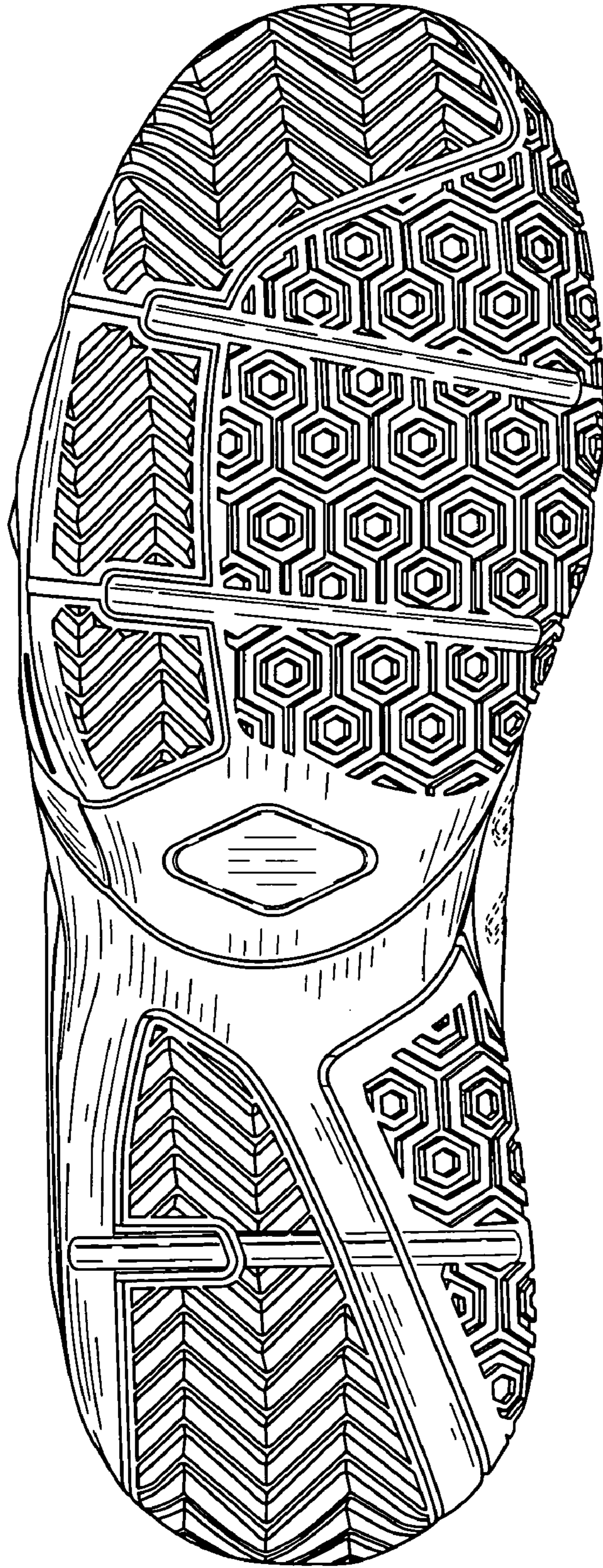


FIG. 7

UNITED STATES PATENT AND TRADEMARK OFFICE
CERTIFICATE OF CORRECTION

PATENT NO. : D621,143 S
APPLICATION NO. : 29/315215
DATED : August 10, 2010
INVENTOR(S) : Ryan Lamont

Page 1 of 1

It is certified that error appears in the above-identified patent and that said Letters Patent is hereby corrected as shown below:

On the Title page, item (30) Foreign Application Priority Data should read -

(30) Foreign Application Priority Data

September 7, 2007 (EM).....000785944

Signed and Sealed this
Fifth Day of April, 2011

A handwritten signature in black ink that reads "David J. Kappos". The signature is written in a cursive, slightly slanted style.

David J. Kappos
Director of the United States Patent and Trademark Office