

US00D621140S

(12) **United States Design Patent**
Schmelzer

(10) **Patent No.:** **US D621,140 S**

(45) **Date of Patent:** **** Aug. 10, 2010**

(54) **HAT BRIM**

(75) Inventor: **Ronald Schmelzer**, Baltimore, MD (US)

(73) Assignee: **ZopTopz, Inc.**, Baltimore, MD (US)

(**) Term: **14 Years**

(21) Appl. No.: **29/342,254**

(22) Filed: **Aug. 20, 2009**

(51) **LOC (9) Cl.** **02-03**

(52) **U.S. Cl.** **D2/893**

(58) **Field of Classification Search** D2/865,
D2/866, 875, 876, 878, 879, 882, 884, 886,
D2/891, 893; D14/192; 2/171, 175.1, 183,
2/195.1, 195.2, 195.6, 209.12, 209.13
See application file for complete search history.

(56) **References Cited**

U.S. PATENT DOCUMENTS

5,450,629	A *	9/1995	Gilstrap	2/209.11
D396,945	S	8/1998	Glass		
5,845,339	A *	12/1998	Ashley et al.	2/195.6
6,088,837	A	7/2000	Baker		
6,237,156	B1	5/2001	Ellman et al.		
D447,453	S	9/2001	Kim		
6,357,051	B1	3/2002	Lee		
D455,247	S *	4/2002	DeChambeau	D2/866
RE38,160	E *	7/2003	Soergel	D2/866
6,721,961	B2	4/2004	Park		
6,735,782	B2	5/2004	Park		
6,745,395	B2	6/2004	Noble		
6,990,692	B1 *	1/2006	Park	2/195.6
D522,822	S *	6/2006	Dighton et al.	D8/38
7,152,251	B2	12/2006	Yan		
D543,338	S *	5/2007	Park	D2/882
D551,827	S	10/2007	Saveliev		
D552,330	S	10/2007	Saveliev		
D552,331	S	10/2007	Saveliev		
D552,332	S	10/2007	Saveliev		
D554,829	S	11/2007	Saveliev		

D578,739	S *	10/2008	Schussleder et al.	D2/882
D578,740	S *	10/2008	Schussleder et al.	D2/882
2004/0000004	A1	1/2004	Wang		
2004/0123376	A1	7/2004	Wang		
2004/0194192	A1	10/2004	Cho		
2006/0143793	A1	7/2006	Liao		
2007/0283478	A1	12/2007	Frid et al.		
2008/0028498	A1	2/2008	Beheton		
2008/0047048	A1	2/2008	Kwon		
2009/0064394	A1	3/2009	White		

FOREIGN PATENT DOCUMENTS

KR	1020000053429	7/2001
KR	1020010065345	5/2003
KR	1020030020168	10/2004
KR	1020030071762	4/2005

* cited by examiner

Primary Examiner—Elizabeth A Albert

Assistant Examiner—Karen E Eldridge Powers

(74) *Attorney, Agent, or Firm*—Womble Carlyle Sandridge & Rice, PLLC

(57) **CLAIM**

I claim the ornamental design for a hat brim, as shown and described.

DESCRIPTION

FIG. 1 is a front view of a design for a hat brim;

FIG. 2 is right side view thereof;

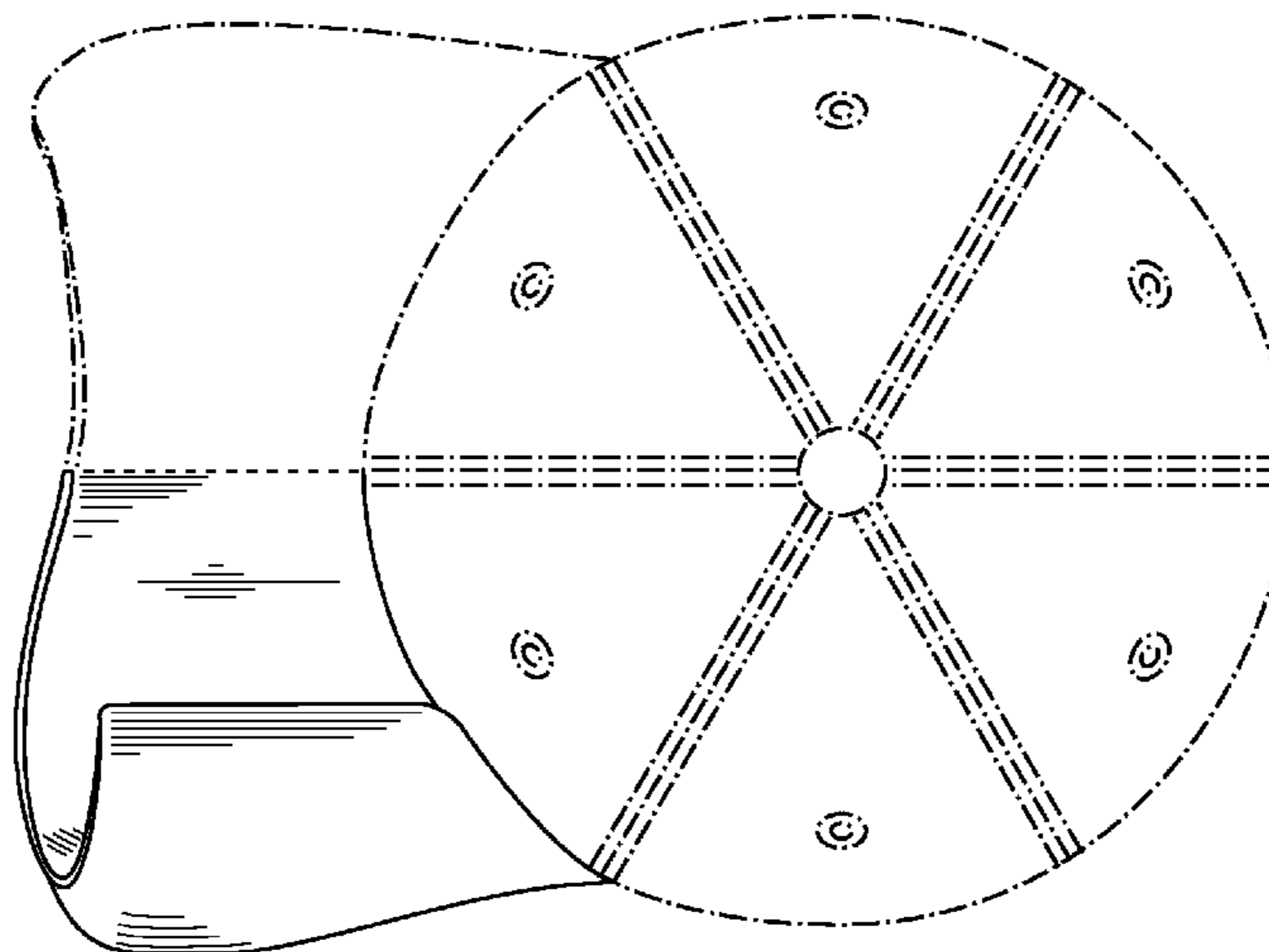
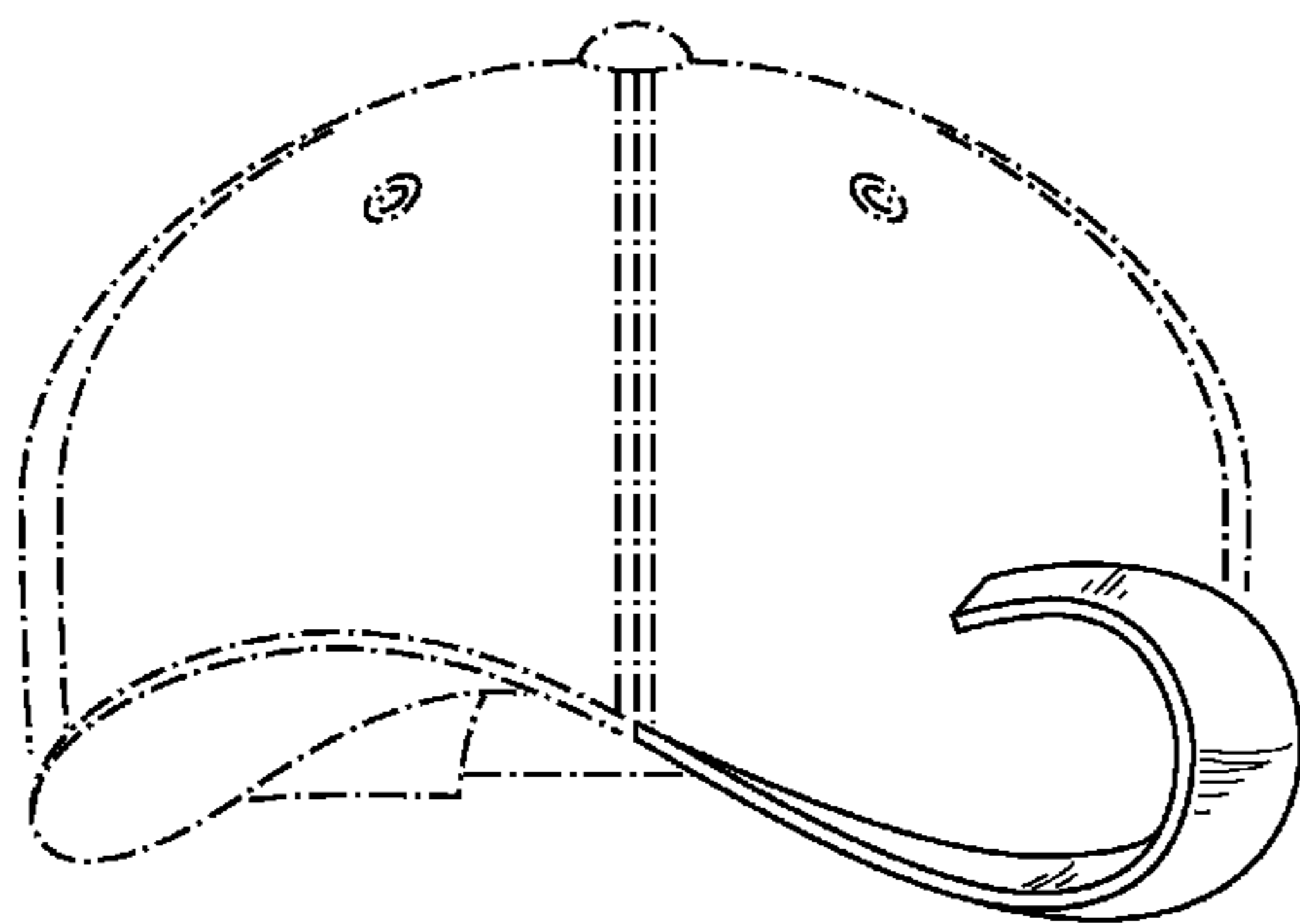
FIG. 3 is a left side view thereof;

FIG. 4 is top view thereof; and,

FIG. 5 is a bottom view thereof.

The features shown in broken lines in the Figures illustrate environmental matter and form no part of the claimed design. The dashed lines shown in FIGS. 4 and 5, which define the bounds of the claimed design, form no part of the claimed design.

1 Claim, 3 Drawing Sheets



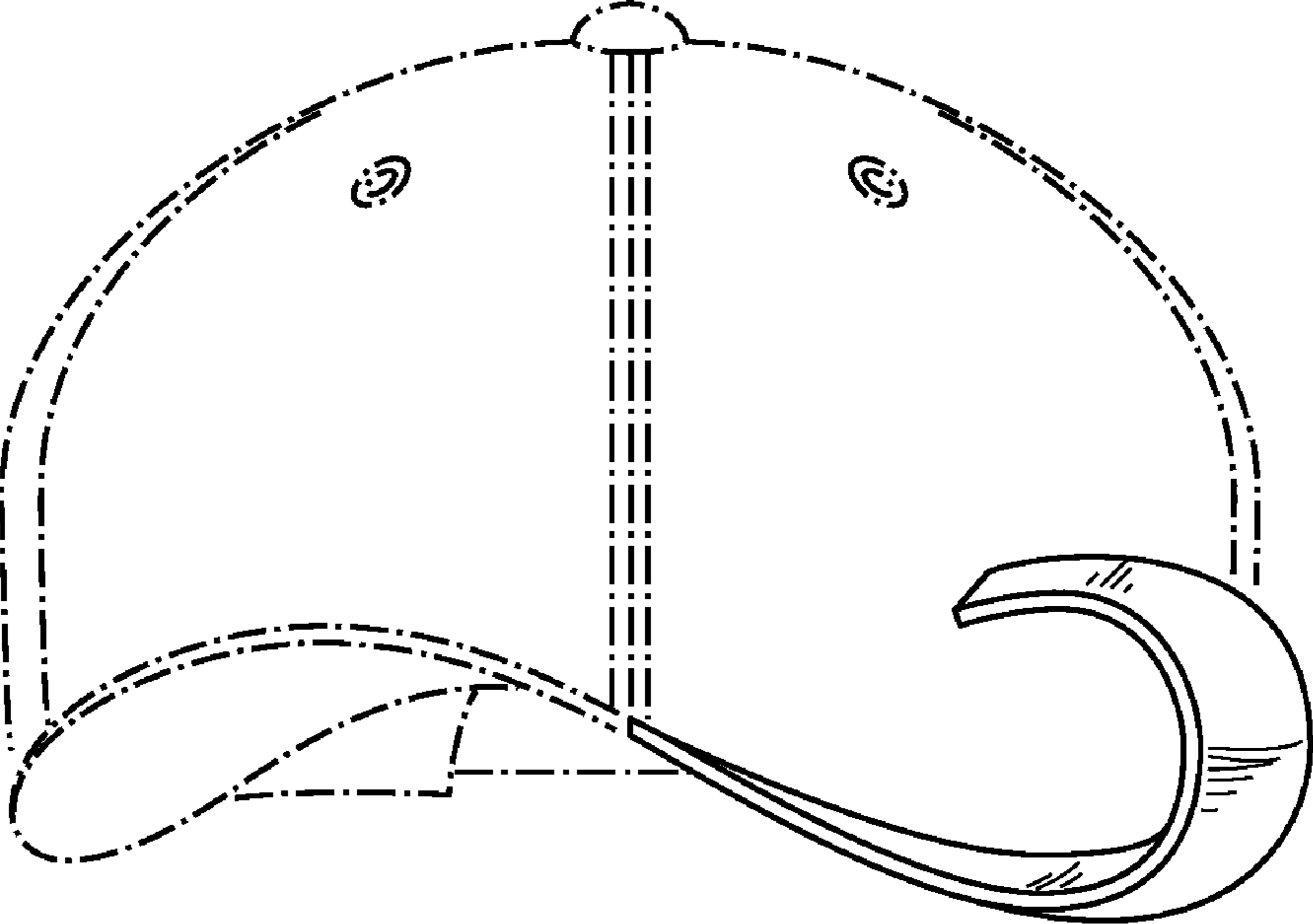


FIG. 1

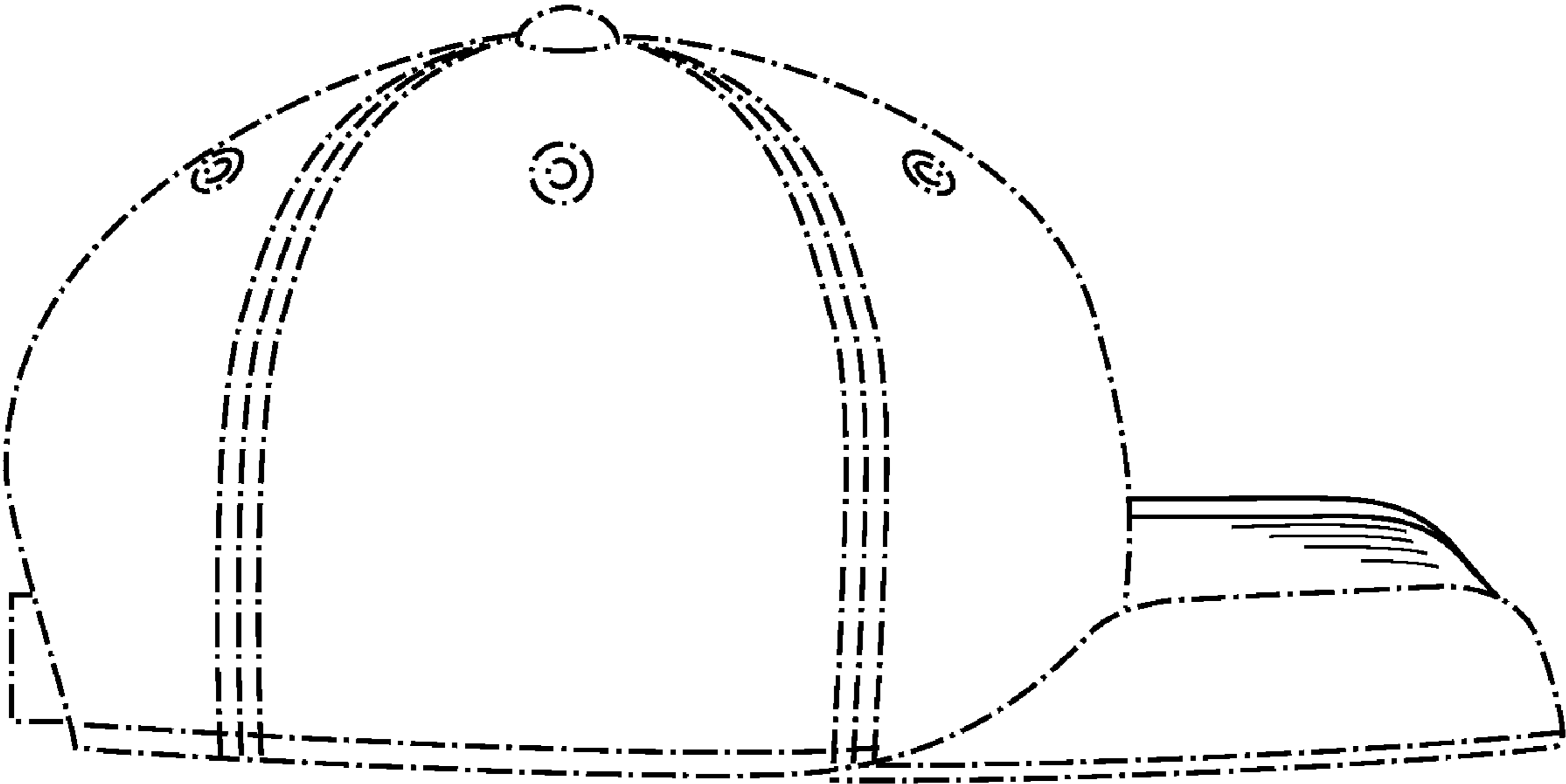


FIG. 2

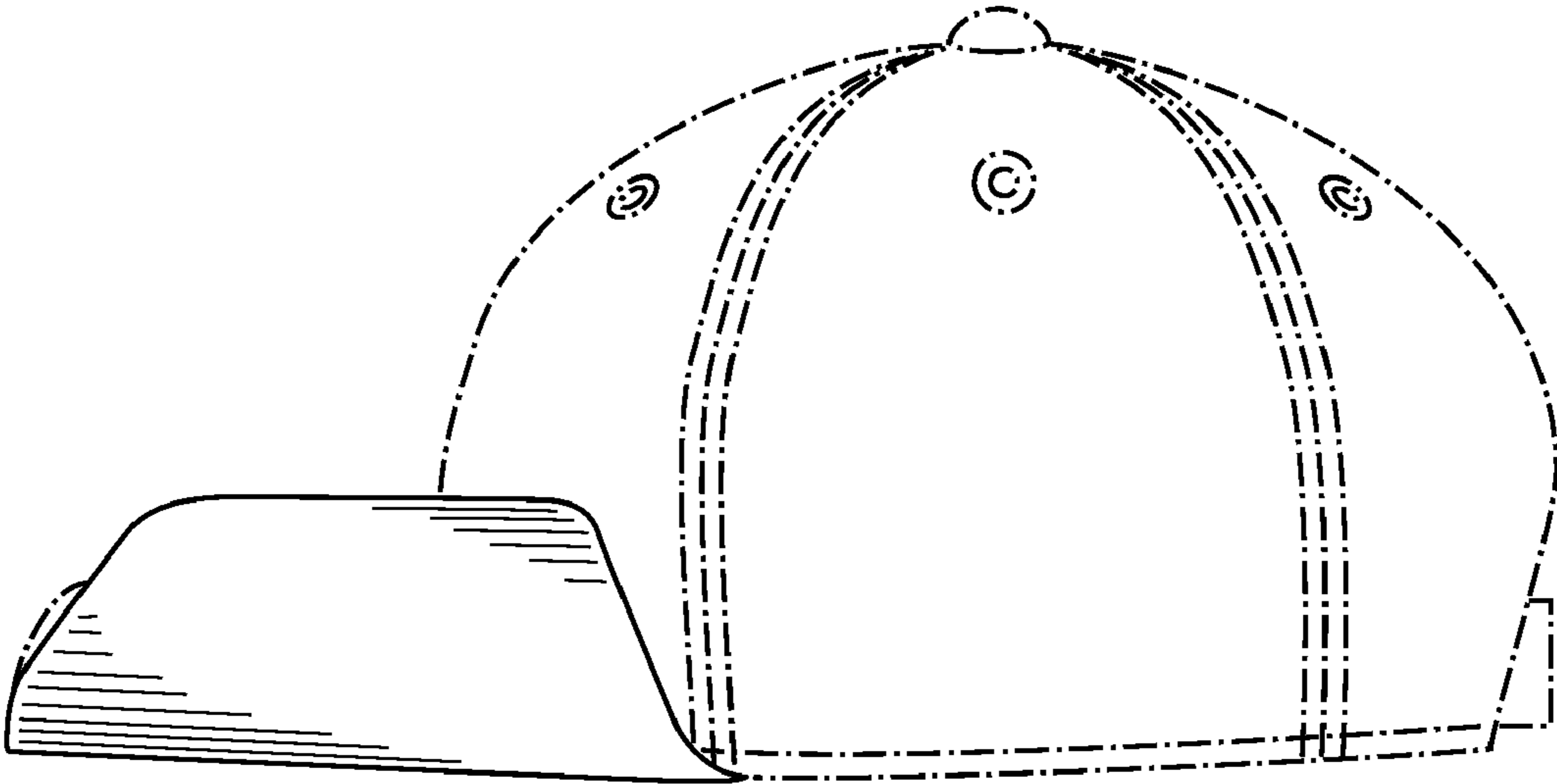


FIG. 3

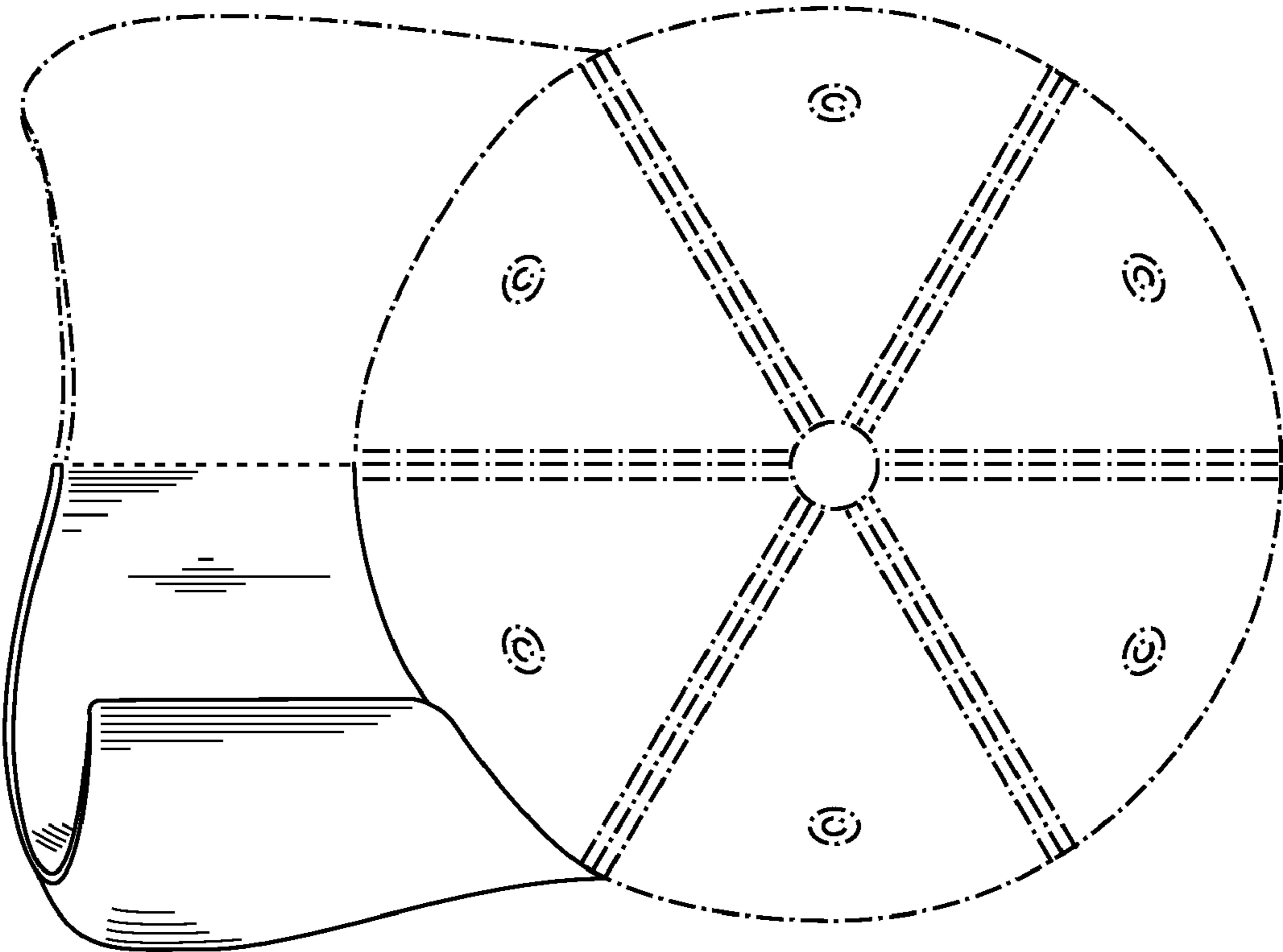


FIG. 4

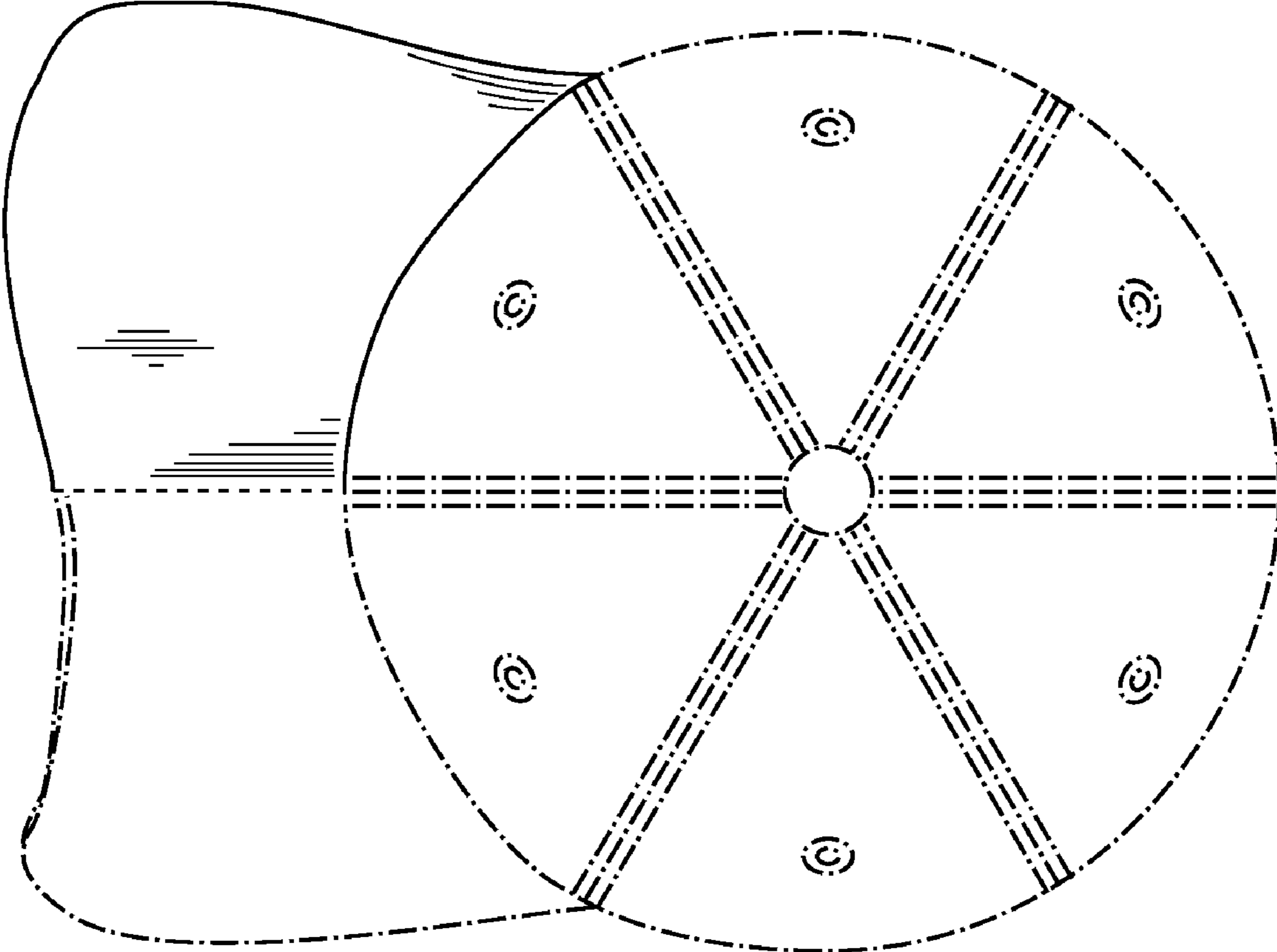


FIG. 5