



US00D621139S

(12) **United States Design Patent**
Andreoni

(10) **Patent No.:** **US D621,139 S**

(45) **Date of Patent:** **** Aug. 10, 2010**

(54) **TWO-PIECE TURBAN**

(76) **Inventor:** **Laurie Andreoni**, 7940 Folsom Auburn Rd., Folsom, CA (US) 95630

(**) **Term:** **14 Years**

(21) **Appl. No.:** **29/345,214**

(22) **Filed:** **Oct. 12, 2009**

(51) **LOC (9) Cl.** **02-03**

(52) **U.S. Cl.** **D2/880**

(58) **Field of Classification Search** D2/500,
D2/501, 865, 866, 867, 870, 877, 878, 879,
D2/880, 881, 882, 883, 884, 885, 889; 2/46,
2/68, 171, 172, 171.02, 174, 175.3, 195.7,
2/202, 203, 4, 207, 209.14, 209.3; 132/274
See application file for complete search history.

(56) **References Cited**

U.S. PATENT DOCUMENTS

981,738	A *	1/1911	Andrus	2/84
D78,890	S *	7/1929	Long	D2/865
1,728,138	A *	9/1929	Robinson	2/207
1,809,511	A *	6/1931	Davis	132/274
1,819,558	A *	8/1931	Husman	2/174
2,107,951	A *	2/1938	Lipton	2/171.5
2,119,330	A *	5/1938	Hirsh	2/209.3
D110,416	S *	7/1938	Goodman	D2/869
2,167,228	A *	7/1939	Wood	2/207
2,256,866	A *	9/1941	Goodall	2/175.3
D140,196	S *	1/1945	Richards	D2/869
2,421,654	A *	6/1947	Severin	2/204
3,407,408	A *	10/1968	Hansen	2/68
5,083,318	A *	1/1992	Hook	2/207

7,412,729	B1 *	8/2008	McGovern	2/174
7,707,656	B2 *	5/2010	Beausang	2/207
2007/0215171	A1 *	9/2007	Imazu	132/274

OTHER PUBLICATIONS

Article with picture featuring "Titillating Turbans" posted on www.americanchronicle.com, dated Oct. 8, 2009 (1 page).*

Titillating Turbans (2-piece), as shown on www.titillatingturbans.com, viewed May 30, 2010 (8 pages).*

* cited by examiner

Primary Examiner—Elizabeth A Albert

Assistant Examiner—Karen E Eldridge Powers

(74) *Attorney, Agent, or Firm*—Kelly Lowry & Kelley, LLP

(57) **CLAIM**

The ornamental design for a two-piece turban, as shown and described.

DESCRIPTION

FIG. 1 is a front and left-side perspective view of a two-piece turban embodying my new design, wherein the broken lines showing a person's head illustrate the design while in a condition of use, the broken lines thereof forming no part of the claim;

FIG. 2 is a front elevational view thereof, the single broken line shown therein is stitching, and forms a part of the claimed design;

FIG. 3 is a left-side elevational view thereof;

FIG. 4 is a right-side elevational view thereof;

FIG. 5 is a bottom plan view thereof; and,

FIG. 6 is a top plan view thereof.

1 Claim, 3 Drawing Sheets

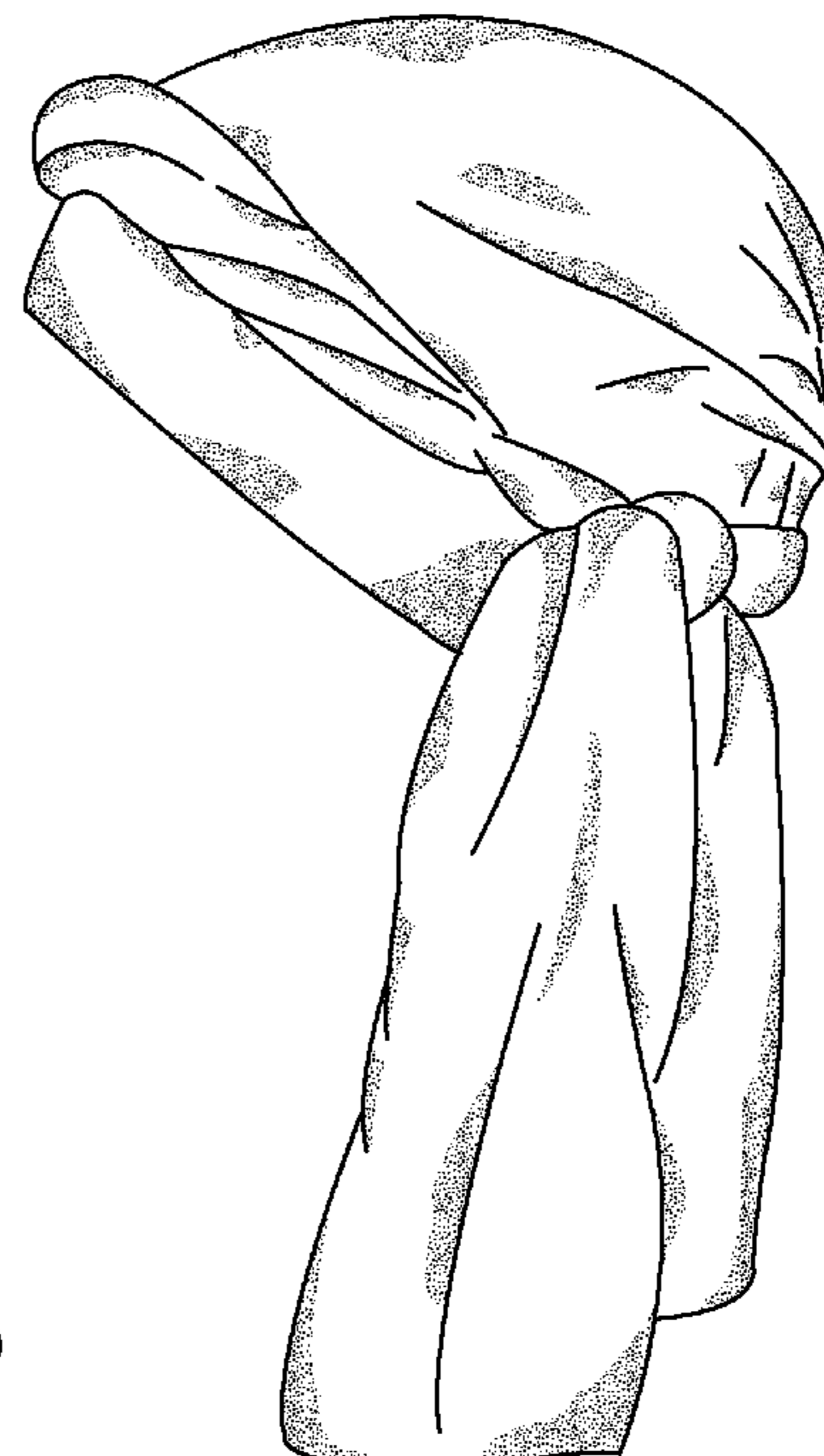
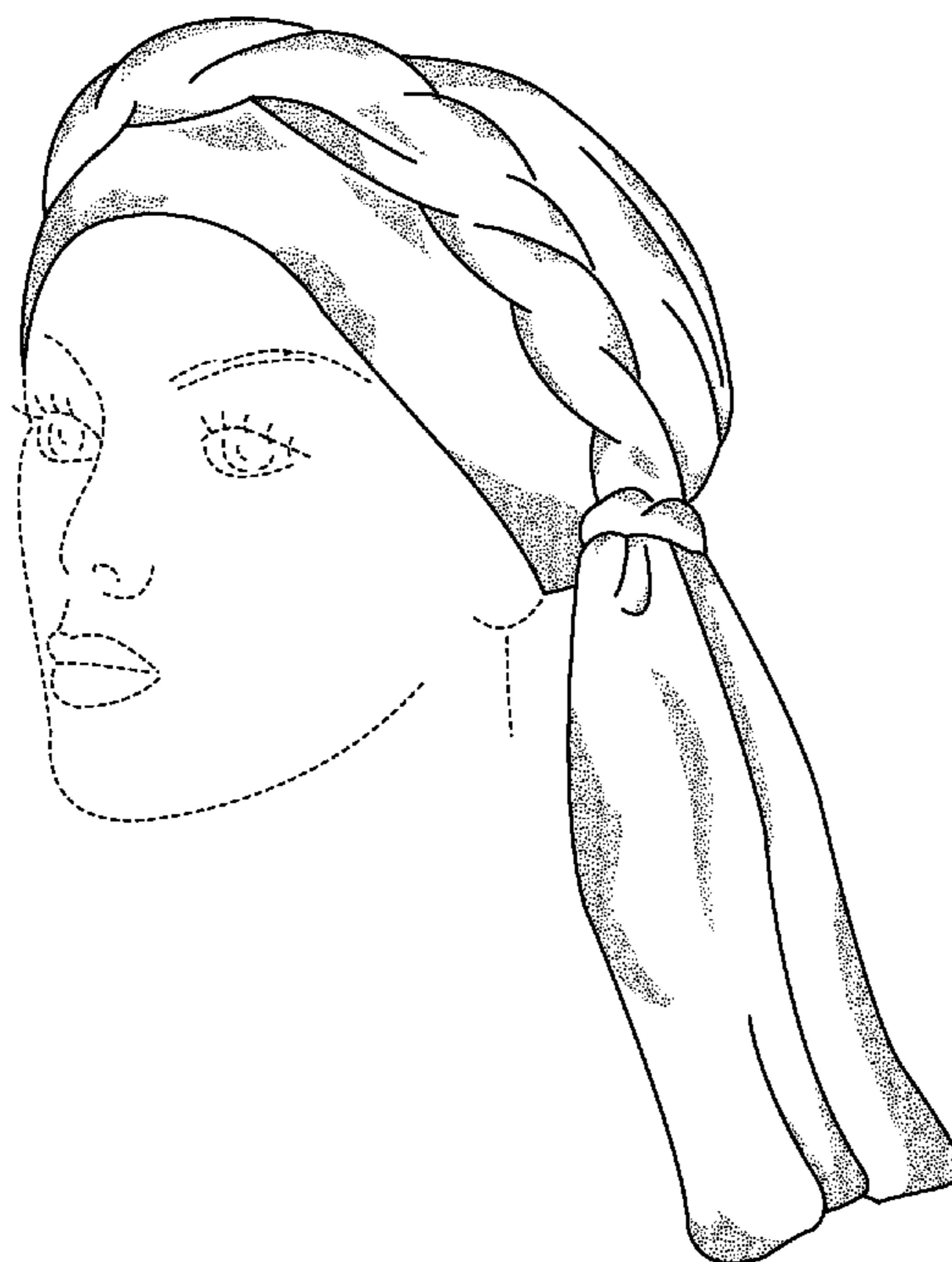
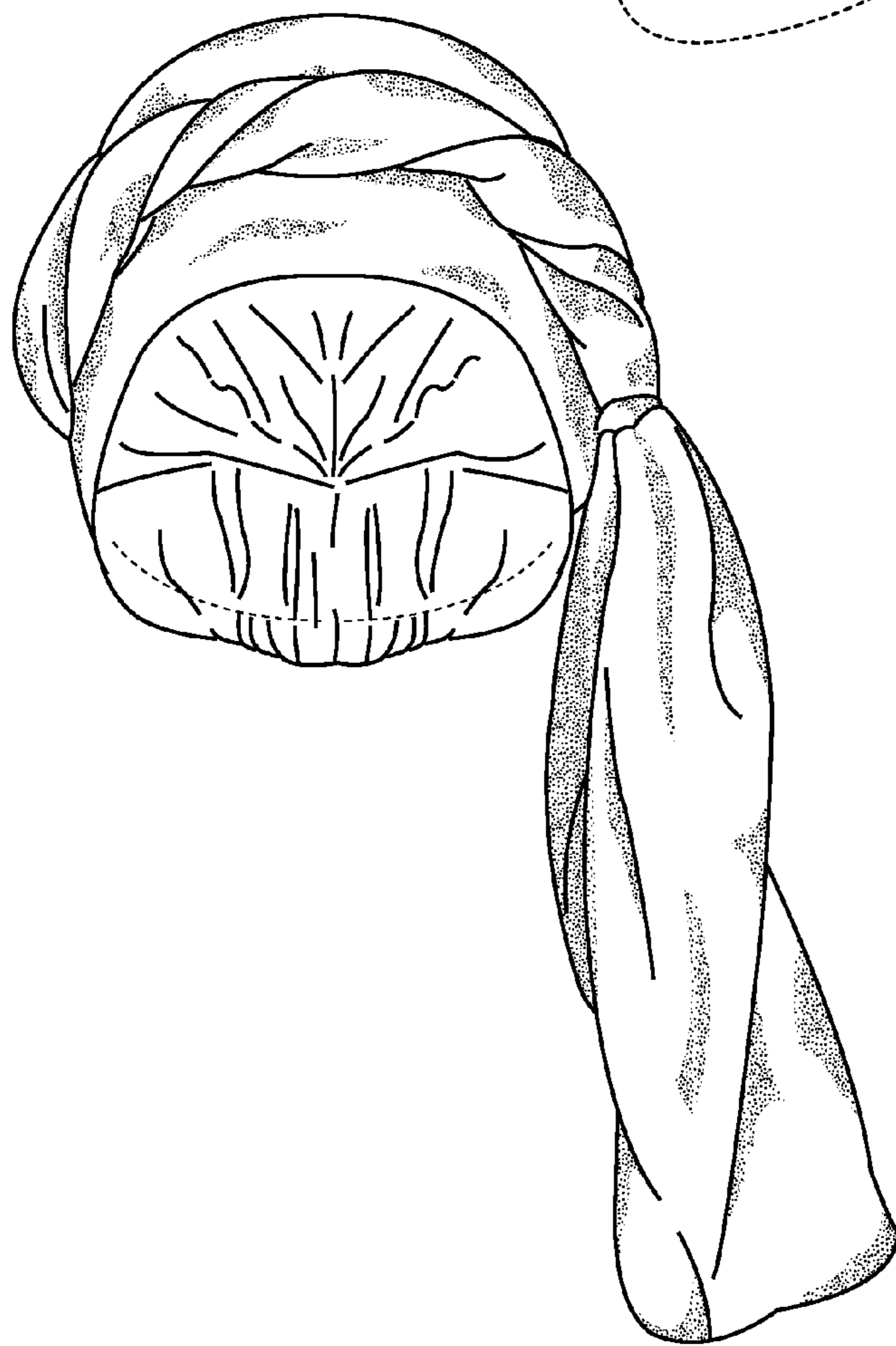


FIG. 1



FIG. 2



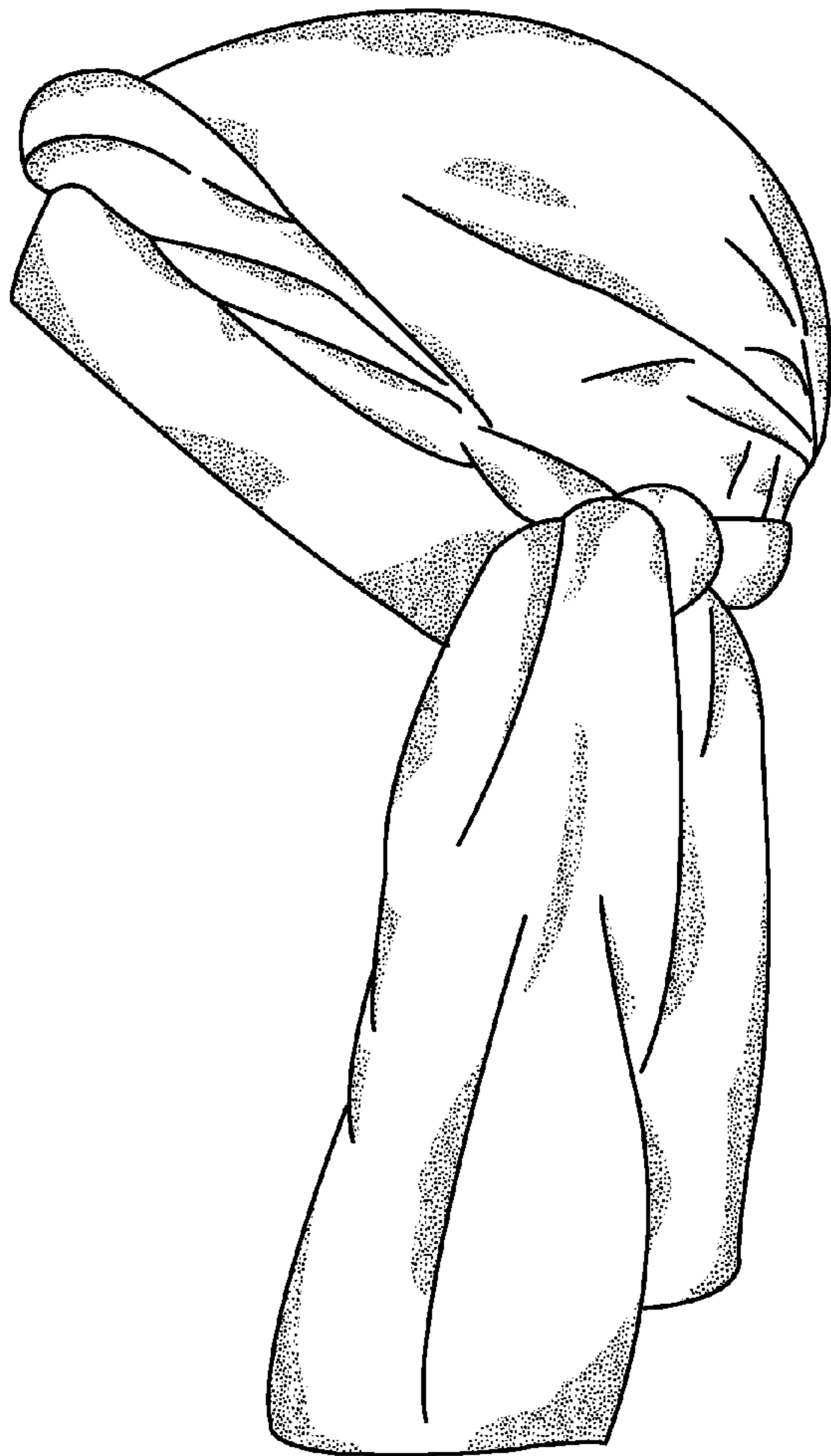


FIG. 3

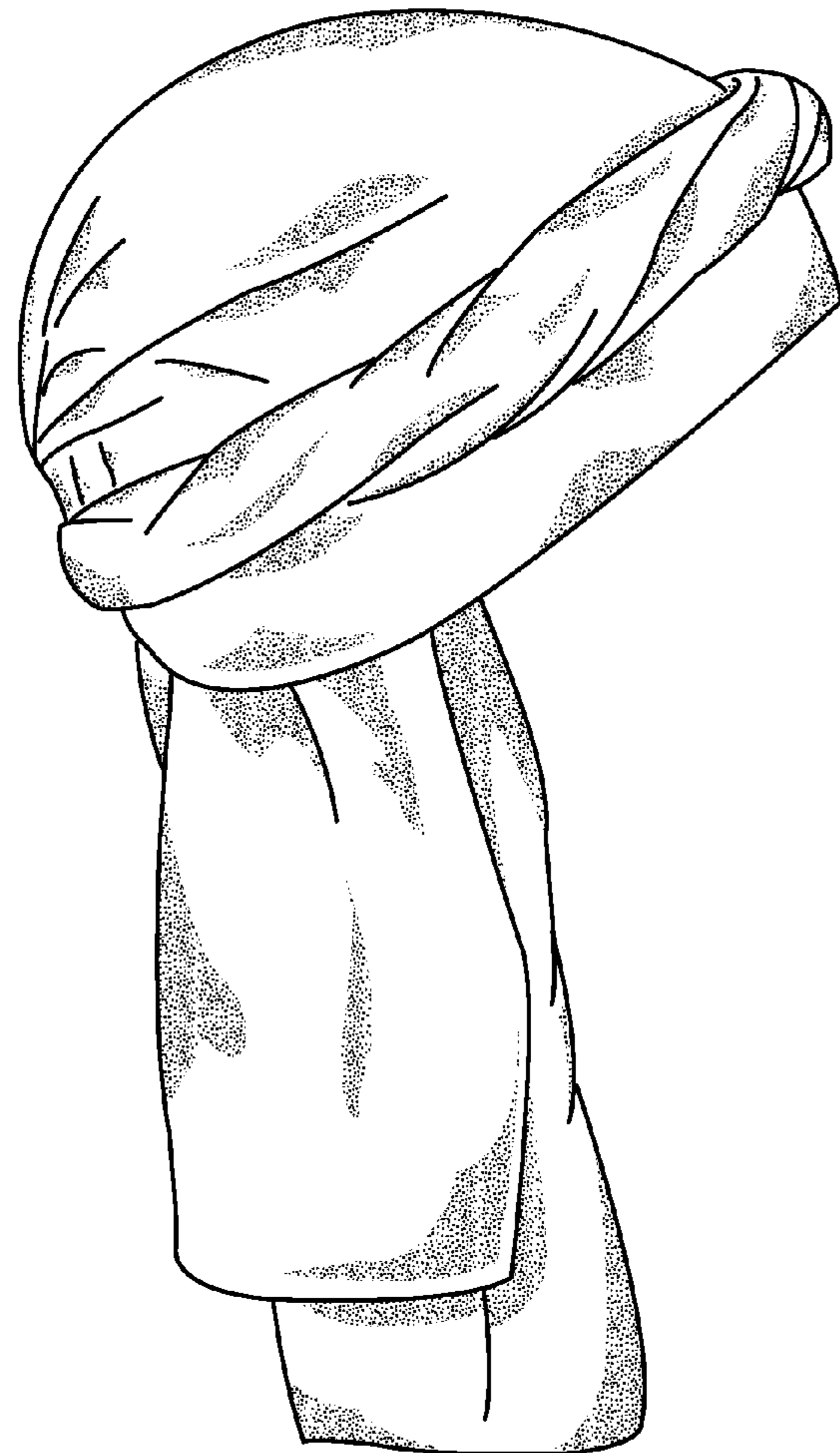


FIG. 4



FIG. 5

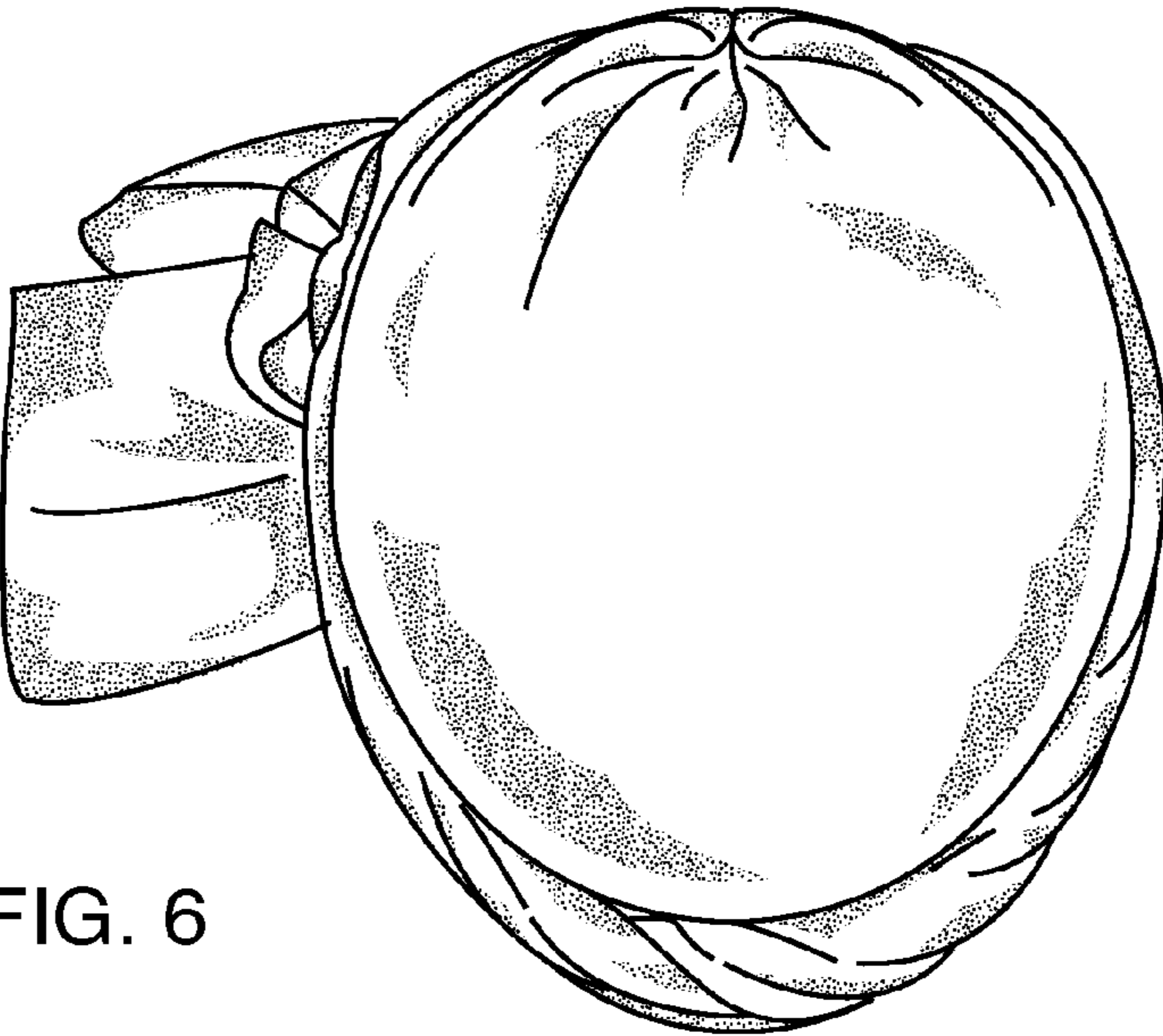


FIG. 6