



US00D621138S

(12) **United States Design Patent**
Roos et al.

(10) **Patent No.:** **US D621,138 S**

(45) **Date of Patent:** **** Aug. 10, 2010**

(54) **ILLUMINATED VISOR**

(76) Inventors: **Christian Roos**, Mañosca y Fco. Cruz
Miranda Falconi 28, Quito (EC) EC1701;
Christopher Kelly, 606 Wildwood Rd.,
Sellersburg, IN (US) 47172; **Lori Forest**,
1800 Dutch La., #96, Jeffersonville, IN
(US) 47130

(**) Term: **14 Years**

(21) Appl. No.: **29/339,598**

(22) Filed: **Jul. 2, 2009**

(51) **LOC (9) Cl.** **02-03**

(52) **U.S. Cl.** **D2/876; D2/866**

(58) **Field of Classification Search** D2/865,
D2/866, 870, 871, 872, 875, 876, 878, 879,
D2/882, 884, 886, 891, 893; D28/92; 2/171,
2/175.1, 183, 195.1, 195.2, 209.12, 209.13;
132/53, 201; 362/106, 570

See application file for complete search history.

(56) **References Cited**

U.S. PATENT DOCUMENTS

1,598,313	A *	8/1926	Rosenberg	2/171.1
D266,712	S *	11/1982	Van Valkenburgh	D2/877
D302,484	S *	8/1989	Egan	D2/872
D357,569	S *	4/1995	Jacobellis	D2/894
5,510,961	A *	4/1996	Peng	362/106
6,659,618	B2 *	12/2003	Waters	362/106
7,182,478	B2 *	2/2007	Marston	362/106
D539,010	S *	3/2007	Folkes	D2/866
D557,478	S	12/2007	Nance	
D593,731	S *	6/2009	Fincher et al.	D2/882
D599,532	S *	9/2009	Sheng	D2/866

* cited by examiner

Primary Examiner—Elizabeth A Albert

Assistant Examiner—Karen E Eldridge Powers

(74) *Attorney, Agent, or Firm*—QuickPatents, Inc.; Kevin Prince

(57) **CLAIM**

We claim the ornamental design for an illuminated visor, as shown and described.

DESCRIPTION

FIG. 1 is a perspective view of an illuminated visor, showing my new design;

FIG. 2 is a front elevational view thereof;

FIG. 3 is a rear elevational view thereof;

FIG. 4 is a left-side elevational view thereof

FIG. 5 is a right-side elevational view thereof

FIG. 6 is a top plan view thereof;

FIG. 7 is a bottom plan view thereof;

FIG. 8 is a perspective view thereof, illustrated in an illuminated state;

FIG. 9 is a right-side elevational view thereof, illustrated in the illuminated state; and,

FIG. 10 is a top plan view thereof, illustrated in the illuminated state.

The broken lines occurring on the headband and brim portions of the visor are stitch lines, and form a part of the claimed design.

The broken lines showing a person in FIGS. 1 and 8 are included for the purpose of illustrating the invention in use, and form no part of the claimed design. The star-like shapes on the hair representing areas of illumination, as well as the arrow-like shapes surrounding the crown in FIGS. 8-10 representing light rays, are environmental matter and form no part of the claimed design.

The circle-like broken line in FIG. 7, which defines the bounds of the claimed design, forms no part thereof.

1 Claim, 7 Drawing Sheets







FIG. 1




FIG. 2




FIG. 3

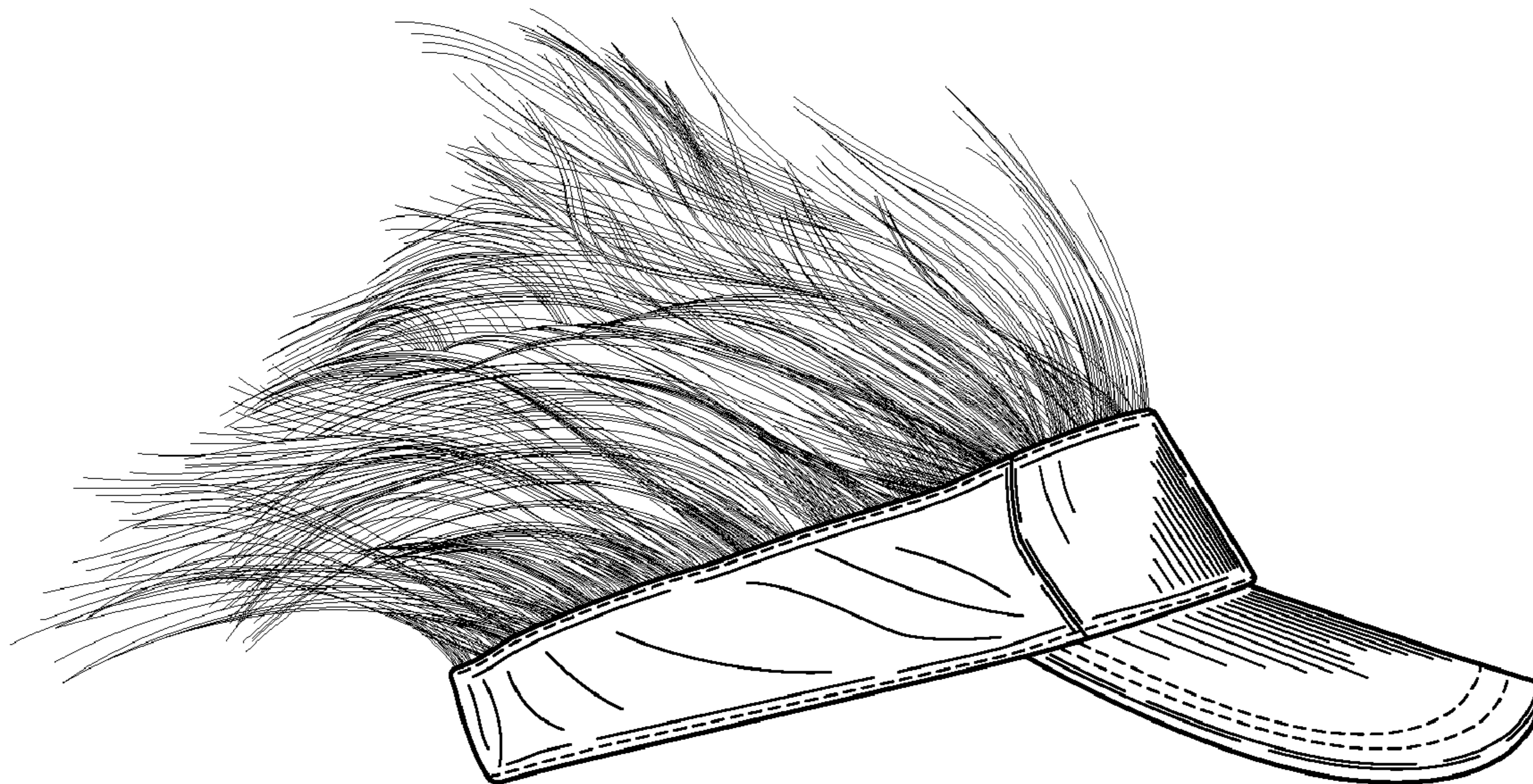


FIG. 4




FIG. 5



FIG. 6




FIG. 7



FIG. 8




FIG. 9



FIG. 10