



US00D621121S

(12) **United States Design Patent**
Maatz et al.

(10) **Patent No.:** **US D621,121 S**

(45) **Date of Patent:** **** Aug. 3, 2010**

(54) **HANDLE**

(75) Inventors: **Bernhard Maatz**, Augsburg (DE);
Armin Thalhofer, Günzburg /
Wasserburg (DE); **Johann Daminger**,
New-Ulm (DE)

(73) Assignee: **Wanzl Metallwarenfabrik GmbH**,
Leipheim (DE)

(**) Term: **14 Years**

(21) Appl. No.: **29/309,083**

(22) Filed: **Jun. 19, 2008**

(30) **Foreign Application Priority Data**

Dec. 19, 2007 (EM) 000846332-0006

(51) **LOC (9) Cl.** **12-02**

(52) **U.S. Cl.** **D34/27**

(58) **Field of Classification Search** D34/12-27;
280/33.991, 33.992, 33.993; 16/110.1, 111.1,
16/406; D8/107-110, DIG. 7, 303, 8
See application file for complete search history.

(56) **References Cited**

U.S. PATENT DOCUMENTS

5,153,966 A * 10/1992 Godwin 16/421
D431,706 S * 10/2000 Wu D34/27

D449,145 S * 10/2001 Wu D34/27
D454,418 S * 3/2002 Vong et al. D34/27
D563,621 S * 3/2008 Acikgoz D34/27
2008/0277558 A1 * 11/2008 Litwin et al. 248/637

* cited by examiner

Primary Examiner—Cynthia E Ramirez

(74) *Attorney, Agent, or Firm*—Buchanan Ingersoll &
Rooney PC

(57) **CLAIM**

The ornamental design for a handle, as shown and described.

DESCRIPTION

FIG. 1 is a front, side perspective view of a handle according to our new design.

FIG. 2 is a right side elevational view thereof.

FIG. 3 is a left side elevational view thereof.

FIG. 4 is a front elevational view thereof.

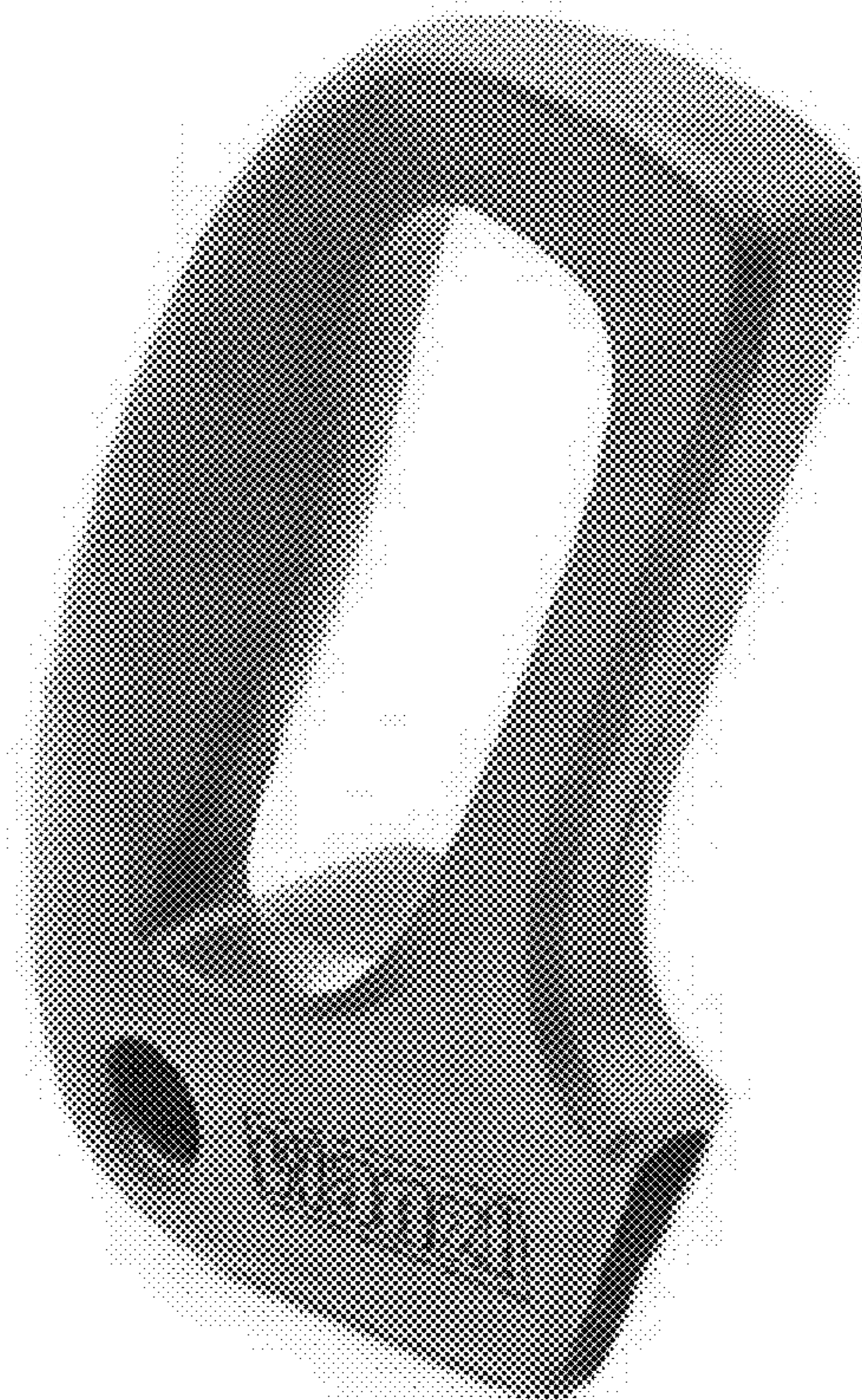
FIG. 5 is a rear elevational view thereof.

FIG. 6 is a top plan view thereof; and,

FIG. 7 is a bottom plan view thereof.

The broken line showing of the trade name is included for the purpose of illustrating environment and forms no part of the claimed design.

1 Claim, 4 Drawing Sheets



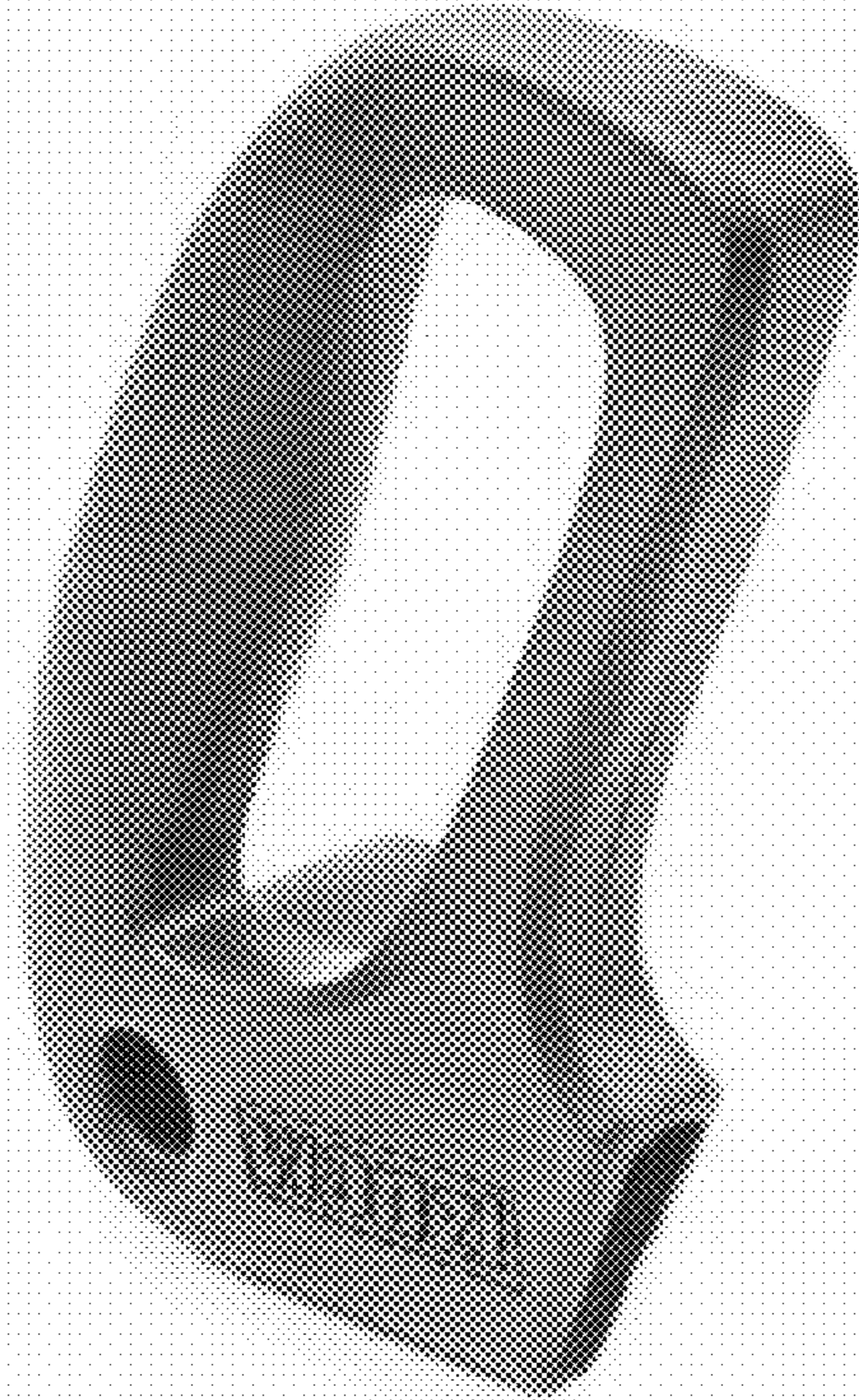


FIG. 1

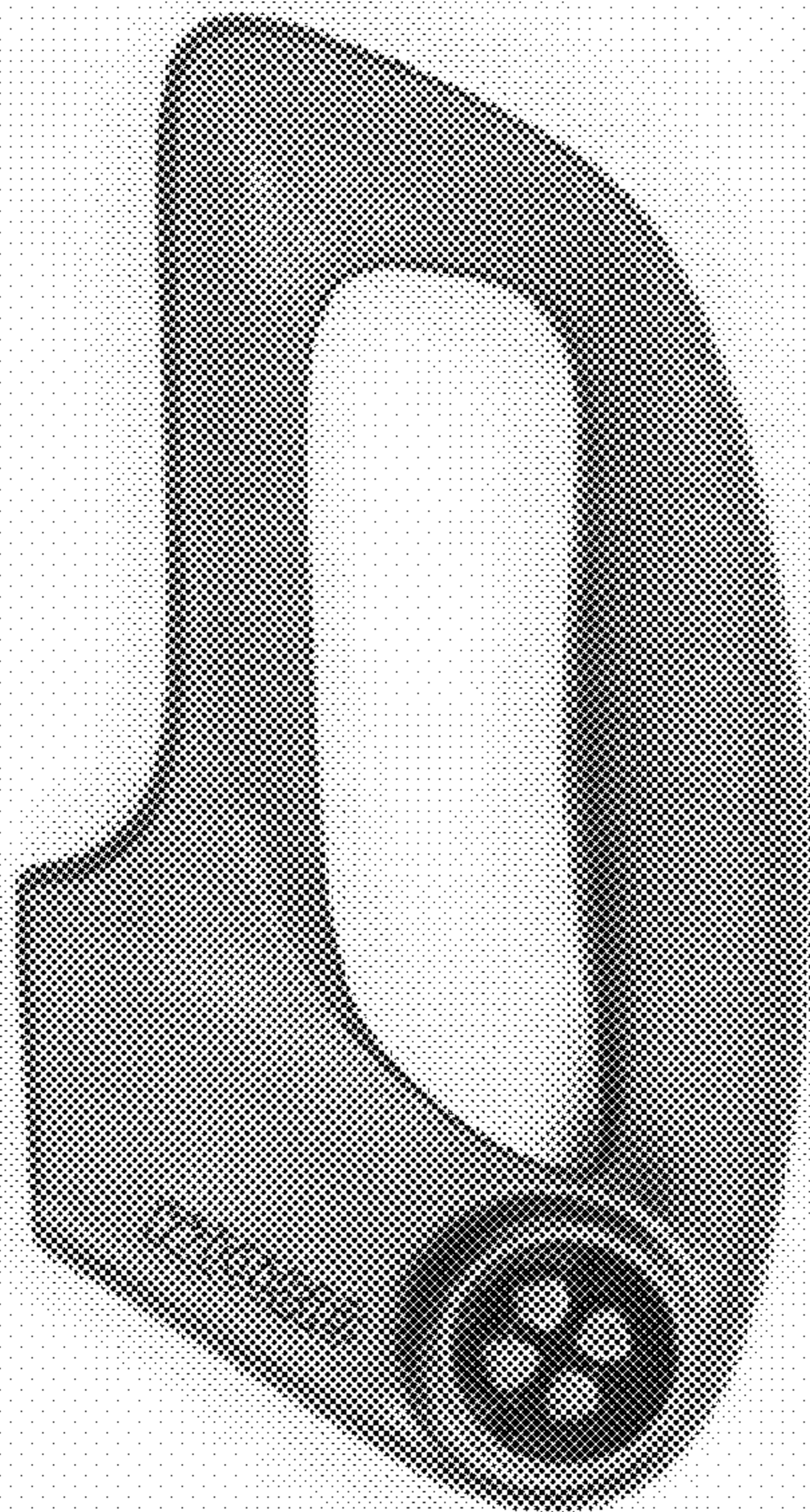


FIG. 2



FIG. 3




FIG. 4




FIG. 5




FIG. 6




FIG. 7