



US00D621116S

(12) **United States Design Patent**
Massip et al.

(10) **Patent No.:** **US D621,116 S**

(45) **Date of Patent:** **** Aug. 3, 2010**

(54) **SOLEPLATE FOR LAUNDRY IRON**

2007/0079534 A1* 4/2007 Lukas et al. 38/93

(75) Inventors: **Victor Massip**, Nantes (FR); **Laurent Lebot**, Nantes (FR)

(73) Assignee: **Rowenta Werke GmbH**, Offenbach am Main (DE)

(**) Term: **14 Years**

(21) Appl. No.: **29/320,901**

(22) Filed: **Jul. 8, 2008**

(30) **Foreign Application Priority Data**

Jan. 17, 2008 (FR) 08 0210

(51) **LOC (9) Cl.** **07-05**

(52) **U.S. Cl.** **D32/71**

(58) **Field of Classification Search** D32/68-73;
38/69, 74-75, 77.1-77.9, 88.81, 93, 81; 248/117.1-117.7;
219/265, 249

See application file for complete search history.

(56) **References Cited**

U.S. PATENT DOCUMENTS

- D235,128 S * 5/1975 Eaton et al. D32/71
- 4,642,922 A * 2/1987 Prudenziati 38/81
- D330,965 S * 11/1992 Paulin D32/71
- 5,390,432 A * 2/1995 Boulud et al. 38/77.83
- D376,455 S * 12/1996 Loomis D32/71
- D381,153 S * 7/1997 Loomis D32/71
- D388,575 S * 12/1997 Naft D32/71
- D429,048 S * 8/2000 Brady D32/71
- D441,157 S * 4/2001 Powell D32/71
- D441,158 S * 4/2001 Stutzer et al. D32/71
- D441,931 S * 5/2001 Powell D32/71
- D519,699 S * 4/2006 Lee D32/71
- 7,305,780 B2 * 12/2007 Lukas et al. 38/93
- D560,322 S * 1/2008 Massip et al. D32/71
- D565,822 S * 4/2008 Renault D32/71
- D587,872 S * 3/2009 Renault D32/71
- D588,771 S * 3/2009 Powell D32/71
- D589,223 S * 3/2009 Valcke et al. D32/71
- D599,071 S * 8/2009 Massip et al. D32/71

FOREIGN PATENT DOCUMENTS

EM	000850698-0001	1/2008
FR	07 5490	12/2007

OTHER PUBLICATIONS

U.S. Appl. No. 29/320,901, Jul. 8, 2008, Massip, et al.
 U.S. Appl. No. 29/326,257, Oct. 15, 2008, Massip, et al.
 Design Registration No. 000646765-0001, published on Jan. 30, 2007, entitled "Flat-Irons" in the name of Rowenta Werke GmbH, pp. 1-2.

(Continued)

Primary Examiner—Rosemary K. Tarcza
 (74) *Attorney, Agent, or Firm*—Oblon, Spivak, McClelland, Maier & Neustadt, L.L.P.

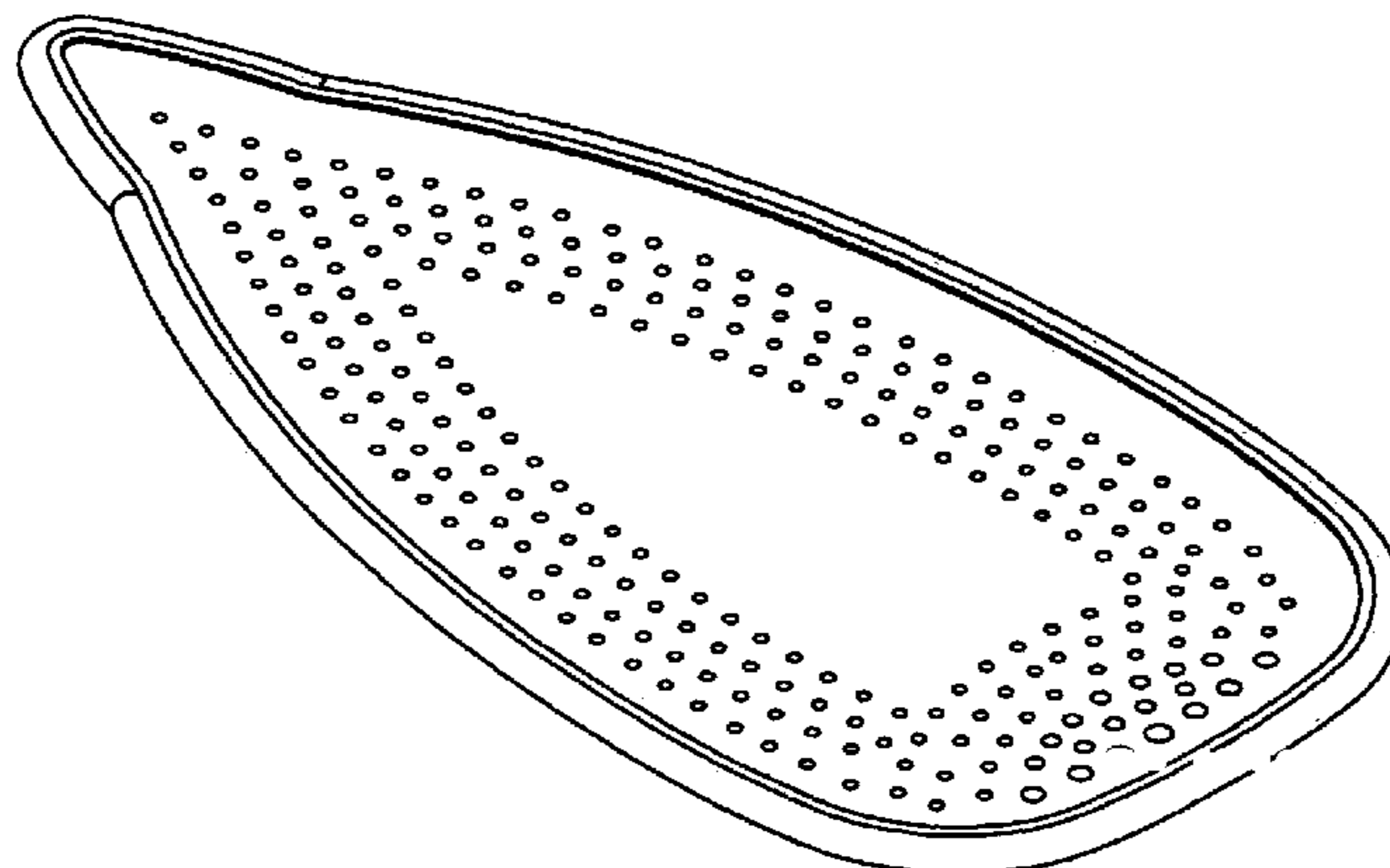
(57) **CLAIM**

The ornamental design for a soleplate for laundry iron, as shown and described.

DESCRIPTION

FIG. 1 is a top, rear, left perspective view of the soleplate for laundry iron, showing a first embodiment of our design;
 FIG. 2 is a top view thereof;
 FIG. 3 is a bottom view thereof;
 FIG. 4 is a front view thereof;
 FIG. 5 is a rear view thereof;
 FIG. 6 is a right view thereof; and,
 FIG. 7 is a left view thereof.

1 Claim, 7 Drawing Sheets



OTHER PUBLICATIONS

Design Registration No. 000433479-0002, published on Aug. 22, 2006, entitled "Soles for Irons" in the name of Rowenta Werke GmbH, pp. 1-2.

Design Registration No. 000433305-0002, published on Mar. 6, 2007, entitled "Soles for Irons" in the name of Rowenta Werke GmbH, pp. 1-2.

Design Registration No. 000216767-0002, published on Nov. 30, 2004, entitled "Electric Steam Irons" in the name of Koninklijke Philips Electronics N.V., pp. 1-2.

Design Registration No. 000216767-0003, published on Nov. 30, 2004, entitled "Electric Steam Irons" in the name of Koninklijke Philips Electronics N;V., pp. 1-2.

* cited by examiner

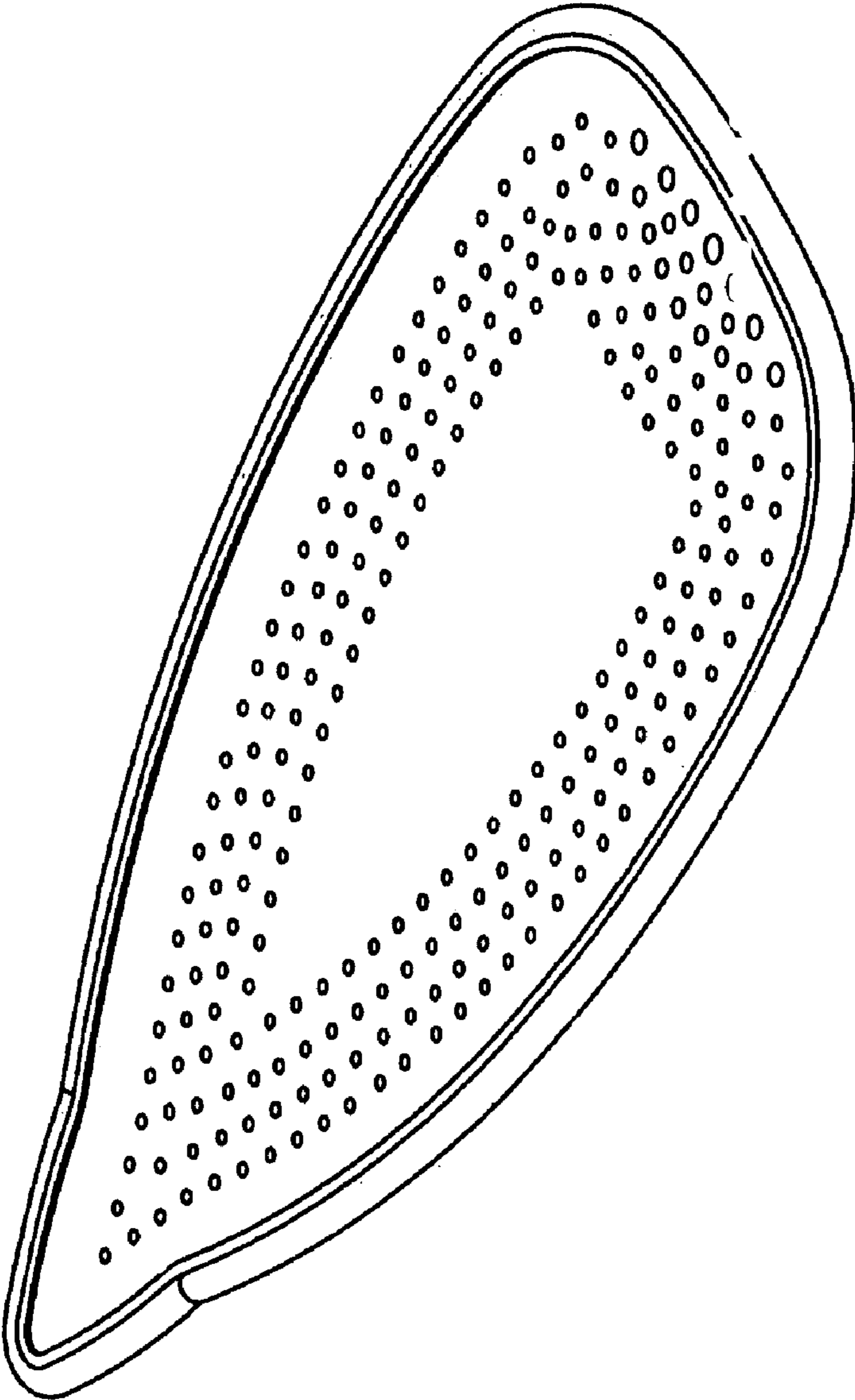


FIG. 1

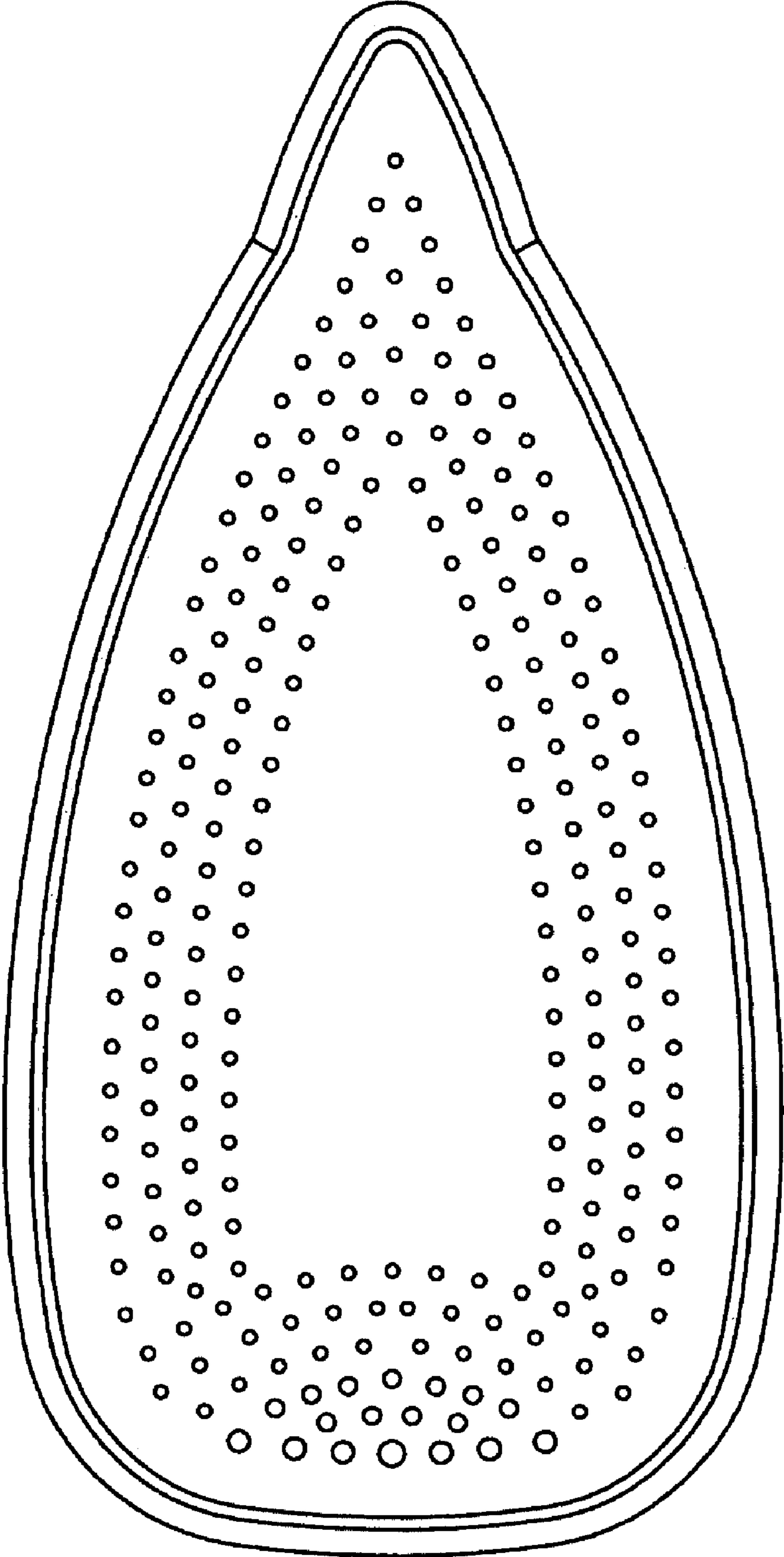


FIG. 2

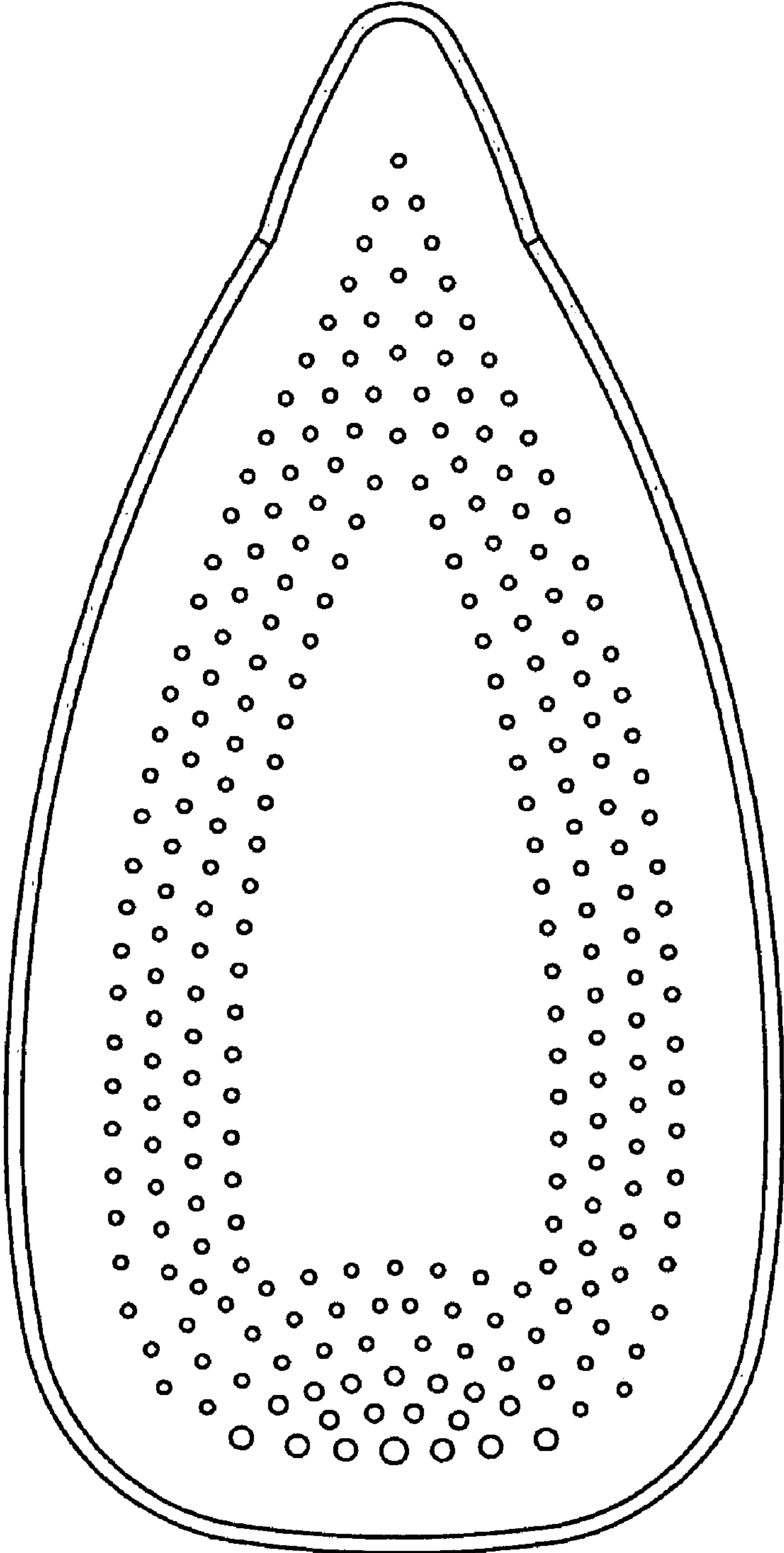


FIG. 3




FIG. 4



FIG. 5



FIG. 6



FIG. 7