



US00D621115S

(12) **United States Design Patent**  
**Lee et al.**

(10) **Patent No.:** **US D621,115 S**  
(45) **Date of Patent:** **\*\* Aug. 3, 2010**

(54) **IRON**

(75) Inventors: **Hyung-Seok Lee**, Chicago, IL (US);  
**Clifford Krapfl**, Chicago, IL (US)

(73) Assignee: **Sunbeam Products Inc.**, Boca Raton,  
FL (US)

(\*\*) Term: **14 Years**

(21) Appl. No.: **29/352,145**

(22) Filed: **Dec. 17, 2009**

(51) **LOC (9) Cl.** ..... **07-05**

(52) **U.S. Cl.** ..... **D32/70**

(58) **Field of Classification Search** ..... D32/73,  
D32/72, 71, 70, 69, 68, 35; 392/404; 38/97,  
38/96, 93, 88, 77.9, 77.83, 77.82, 77.81,  
38/77.8, 77.7, 77.6, 77.5, 77.3, 77.1; 219/251,  
219/245

See application file for complete search history.

(56) **References Cited**

**U.S. PATENT DOCUMENTS**

- D401,706 S \* 11/1998 Gudefin ..... D32/70
- D433,551 S \* 11/2000 Powell ..... D32/70
- D434,197 S \* 11/2000 Perko et al. .... D32/70
- D441,930 S \* 5/2001 Choi ..... D32/70
- D443,743 S \* 6/2001 Edwards et al. .... D32/70
- 6,321,472 B1 \* 11/2001 Perko et al. .... 38/88
- D459,045 S \* 6/2002 Figur et al. .... D32/70
- D465,626 S \* 11/2002 Edmonds ..... D32/70
- D470,635 S \* 2/2003 Choi ..... D32/70
- D481,186 S \* 10/2003 Powell ..... D32/70
- D487,603 S \* 3/2004 Renault ..... D32/70
- D490,953 S \* 6/2004 Fujita ..... D32/70
- D501,692 S \* 2/2005 Powell ..... D32/70

- D509,936 S \* 9/2005 Barquin Santillan ..... D32/70
- D529,249 S \* 9/2006 Bas et al. .... D32/70
- D530,474 S \* 10/2006 Barquin Santillan ..... D32/70
- D530,872 S \* 10/2006 Barquin Santillan et al. . D32/70
- D531,372 S \* 10/2006 Poon ..... D32/70
- D537,592 S \* 2/2007 Vernall ..... D32/70
- D537,594 S \* 2/2007 Takahashi et al. .... D32/70
- D537,595 S \* 2/2007 Picozza et al. .... D32/70
- D538,990 S \* 3/2007 Poon ..... D32/70
- D544,165 S \* 6/2007 Massip et al. .... D32/70
- D551,413 S \* 9/2007 Poon ..... D32/70
- D559,492 S \* 1/2008 Renault ..... D32/70
- D582,620 S \* 12/2008 Brown ..... D32/70

\* cited by examiner

*Primary Examiner*—Cathron Brooks

*Assistant Examiner*—Austin Murphy

(74) *Attorney, Agent, or Firm*—Seth M. Blum

(57) **CLAIM**

The ornamental design for a iron, as shown and described.

**DESCRIPTION**

FIG. 1 is a front perspective view of the iron showing the new design;

FIG. 2 is a front elevation view thereof;

FIG. 3 is a back elevation view thereof;

FIG. 4 is a left side elevation view thereof;

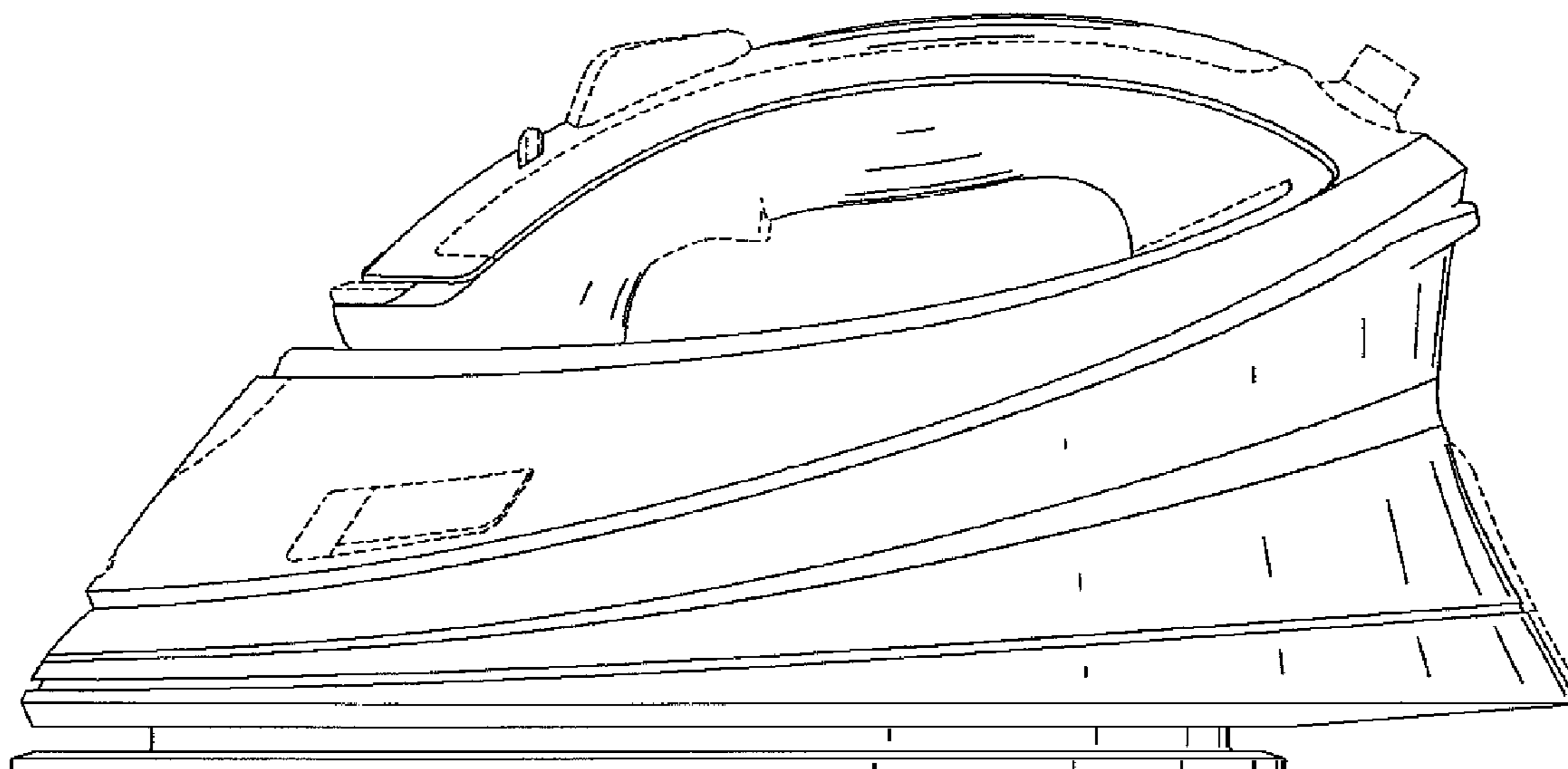
FIG. 5 is a right side elevation view thereof;

FIG. 6 is a top plan view thereof; and,

FIG. 7 is a bottom plan view thereof.

The broken lines in the drawings are for illustrative purposes only and form no part of the claimed design.

**1 Claim, 7 Drawing Sheets**



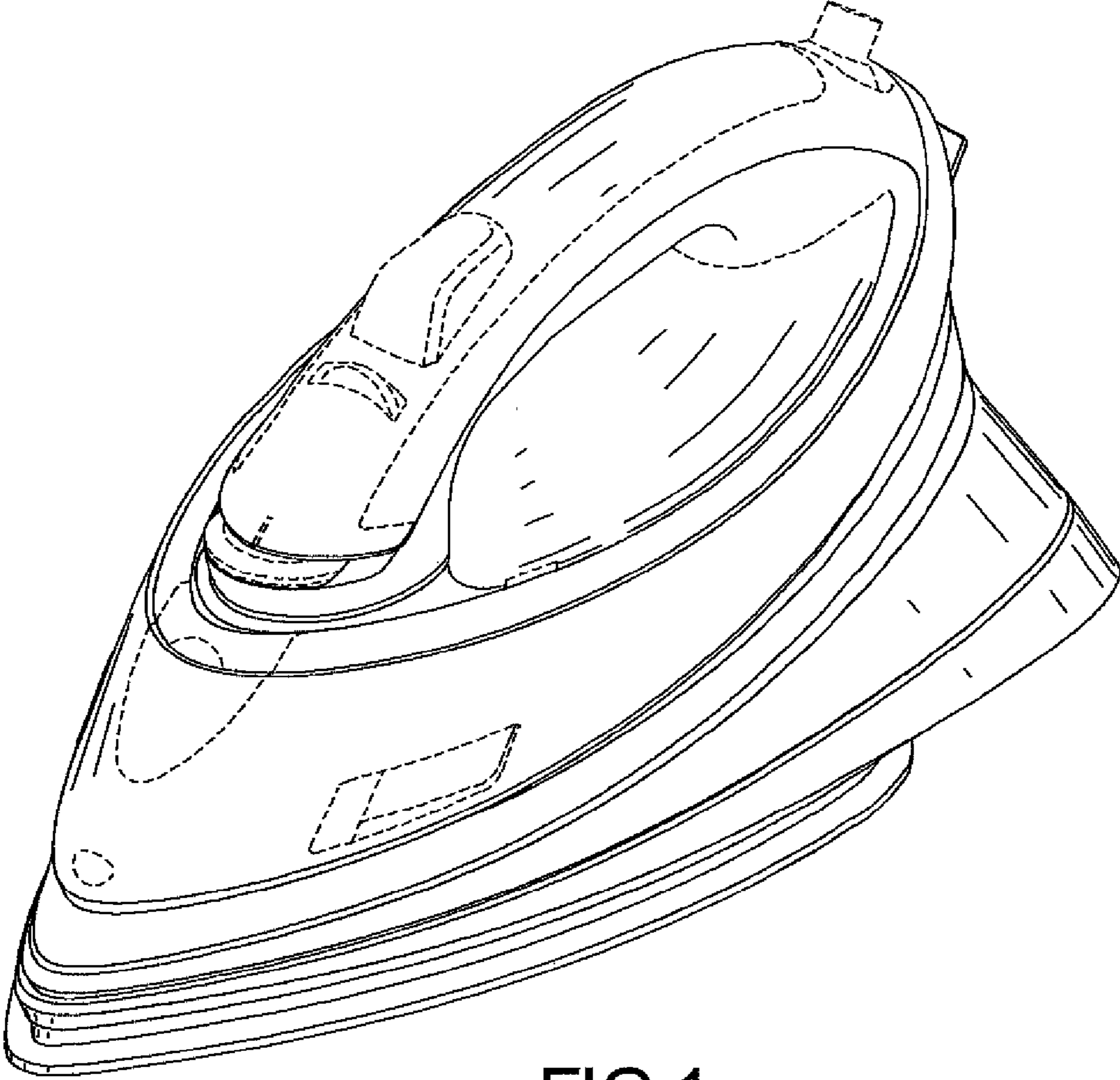


FIG 1

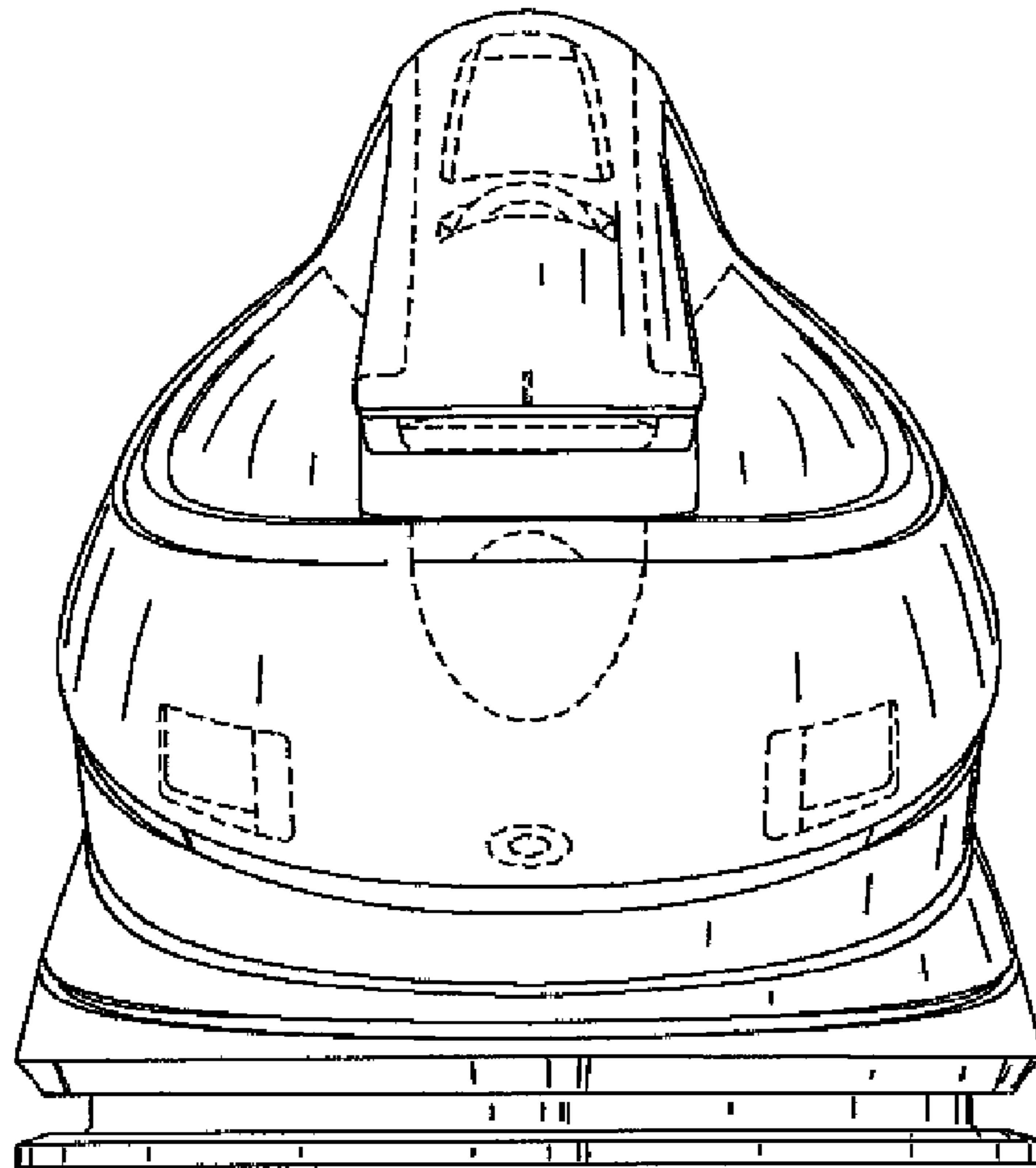


FIG 2

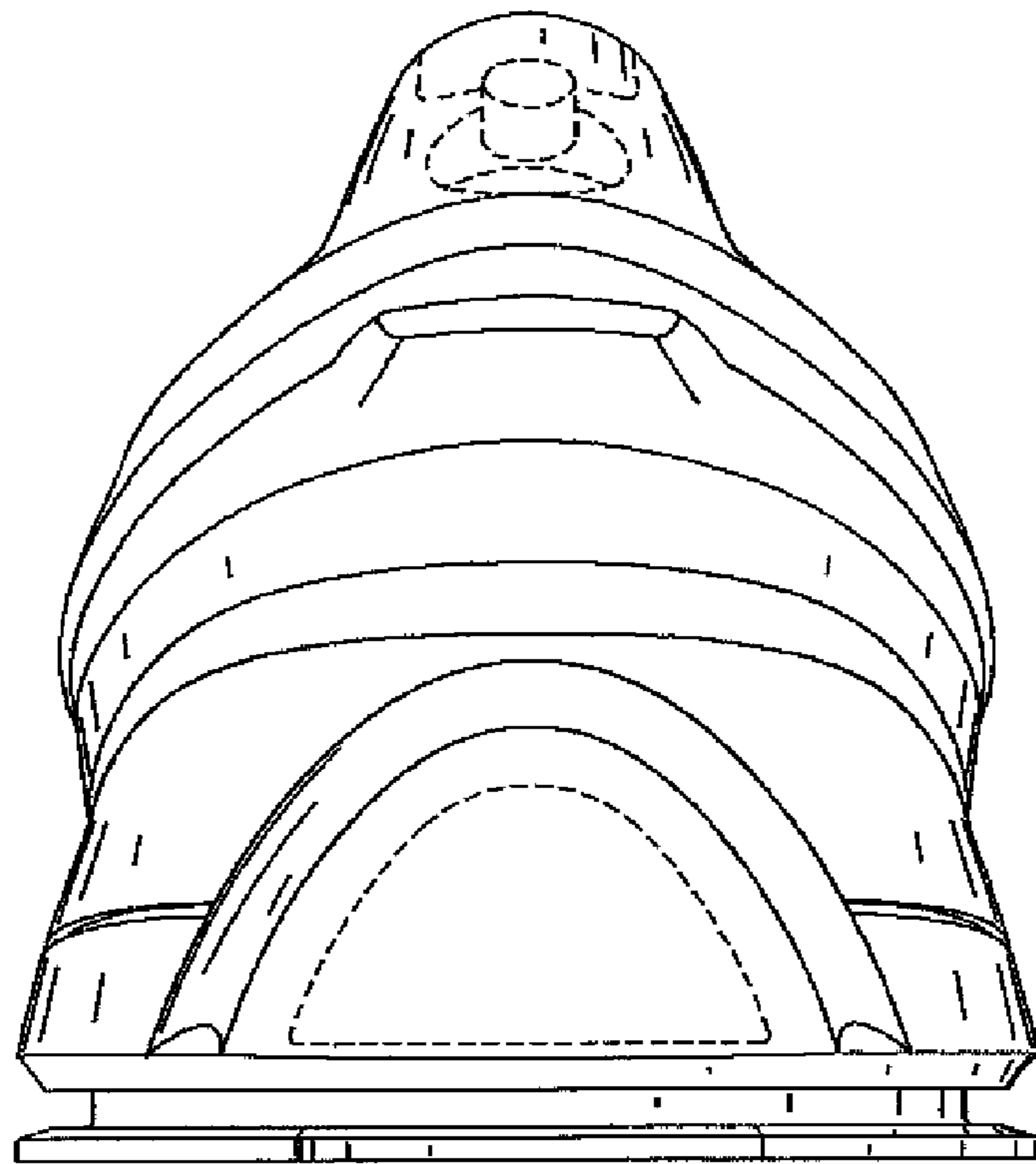


FIG 3

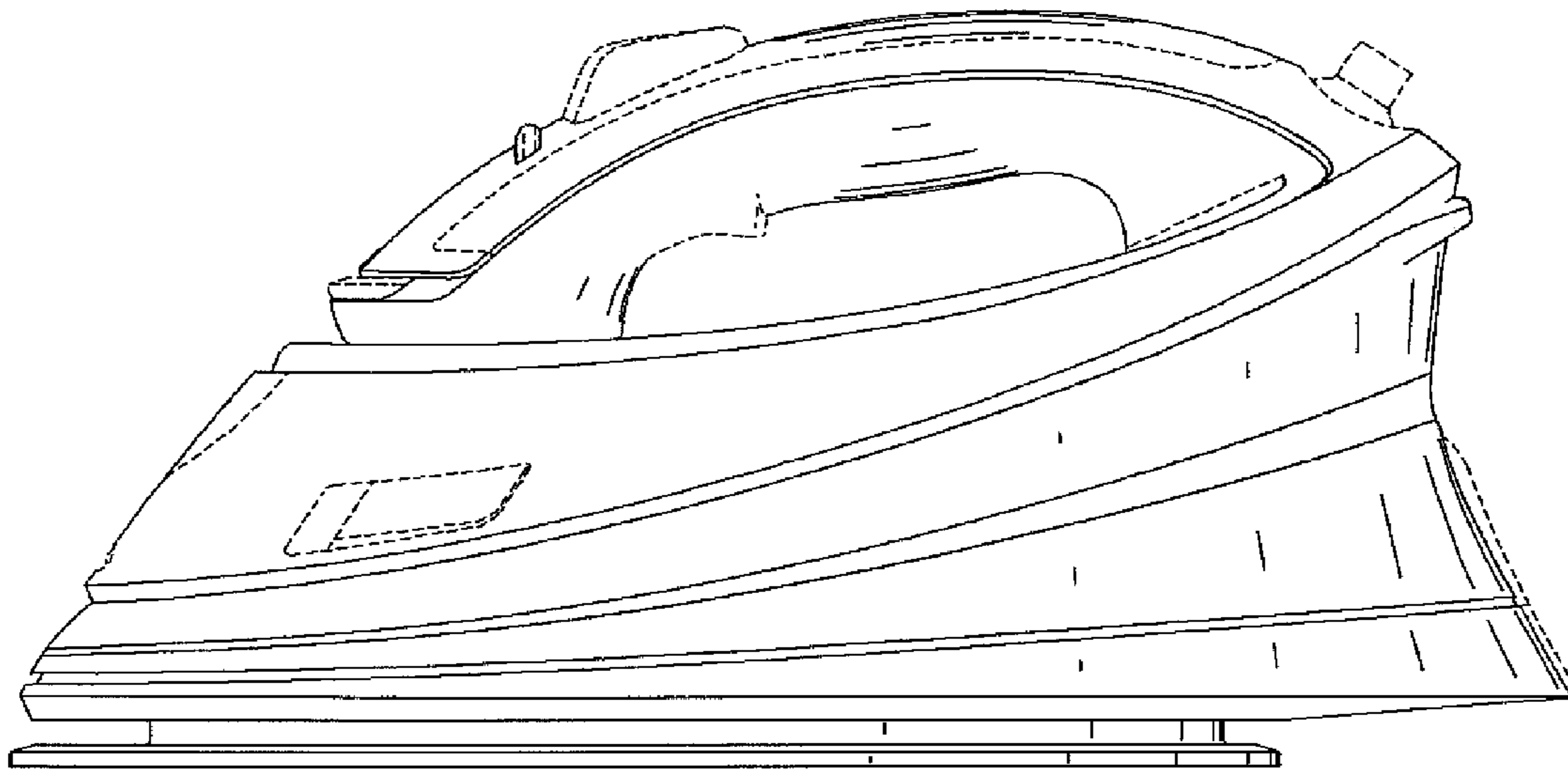


FIG 4

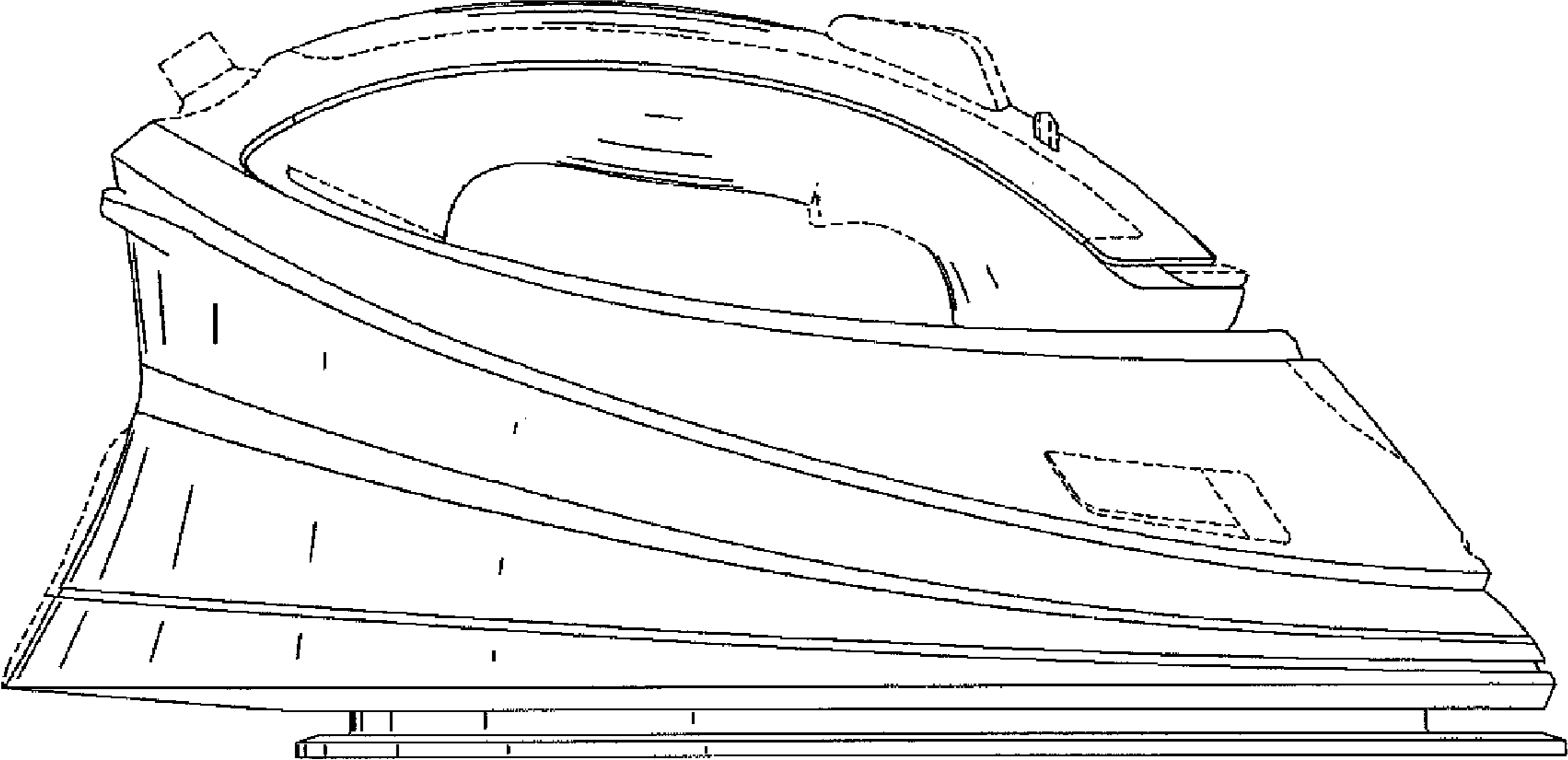


FIG 5

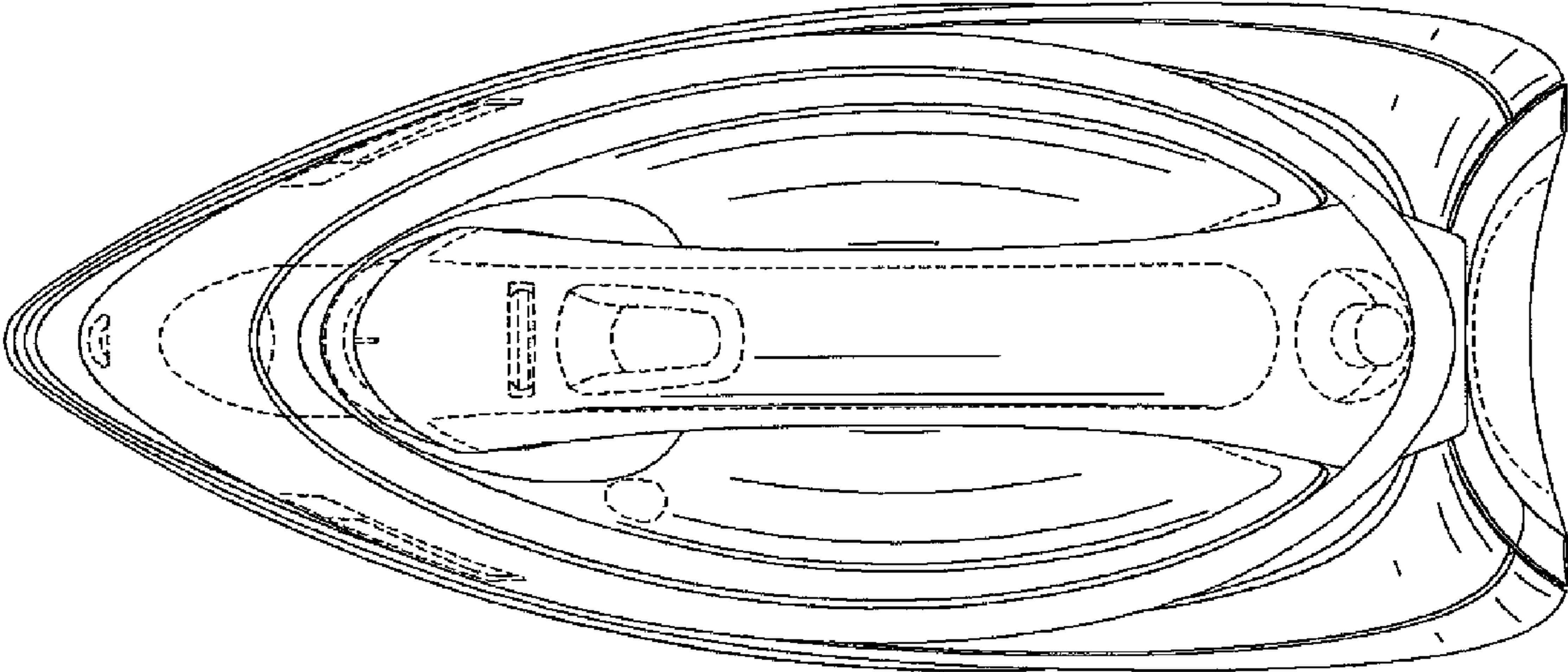


FIG 6

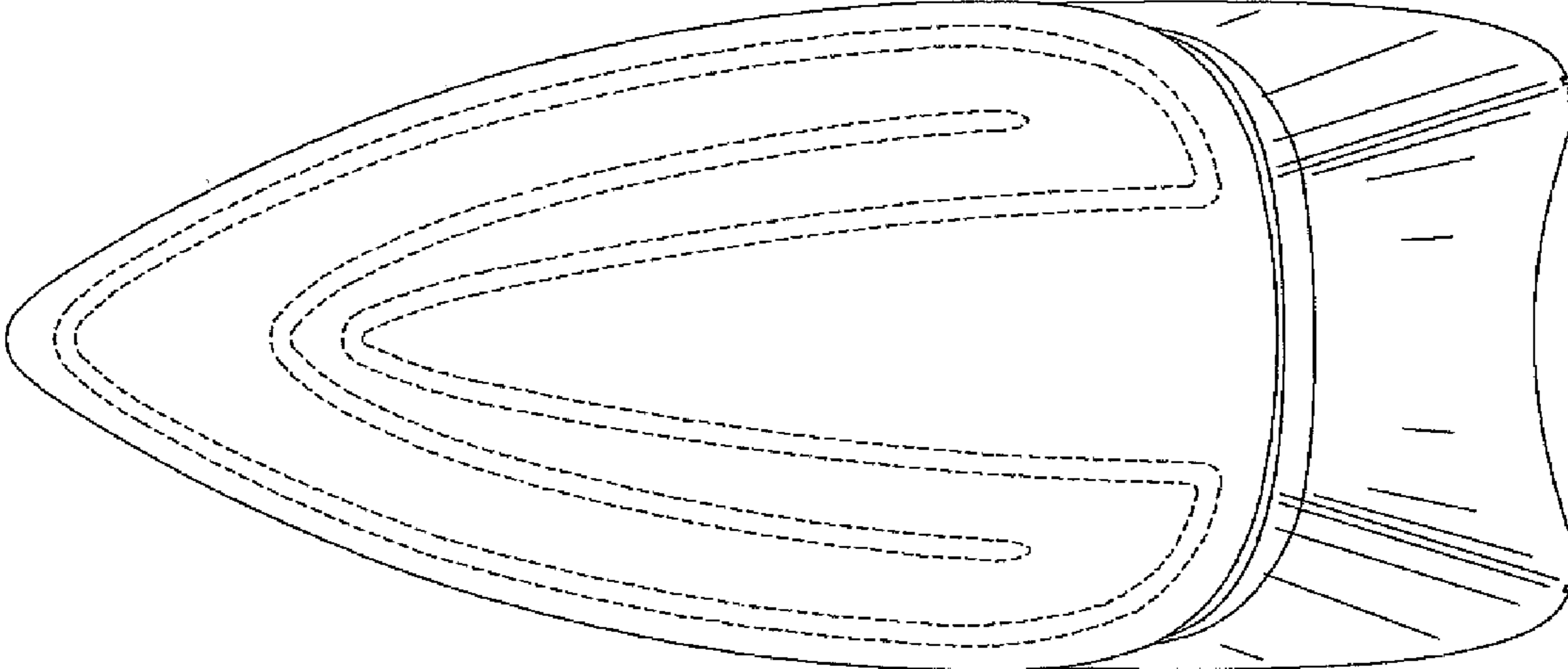


FIG 7