



US00D621099S

(12) **United States Design Patent**  
**Johnson et al.**

(10) **Patent No.:** **US D621,099 S**  
(45) **Date of Patent:** **\*\* Aug. 3, 2010**

(54) **HEAD COVERING INSERT**

(75) Inventors: **J. T. Johnson**, Tonka Bay, MN (US);  
**Justin Johnson**, Tonka Bay, MN (US)

(73) Assignee: **No Sweat, LLC**, Tonka Bay, MN (US)

(\*\*) Term: **14 Years**

(21) Appl. No.: **29/334,782**

(22) Filed: **Apr. 1, 2009**

(51) **LOC (9) Cl.** ..... **29-02**

(52) **U.S. Cl.** ..... **D29/122**

(58) **Field of Classification Search** ..... D29/102,  
D29/122, 100, 101.2, 101.3, 101.4; 2/6.1,  
2/411-412, 410, 414, 415-418, 423-425,  
2/445, 421, 171, 171.03, 171.5, 209.12; D28/9;  
128/201.24, 201.15; D24/110.3, 231  
See application file for complete search history.

(56) **References Cited**

**U.S. PATENT DOCUMENTS**

1,986,312 A	1/1935	Wilson	
2,003,886 A	6/1935	Hoffeld	
4,468,817 A	9/1984	Nunnery et al.	
4,572,173 A *	2/1986	Comeau	128/857
4,941,210 A	7/1990	Konucik	
4,949,404 A	8/1990	Fekete, Sr.	
5,025,504 A	6/1991	Benston et al.	
5,058,210 A	10/1991	Tivis	
5,088,126 A	2/1992	Mathis	
5,313,668 A	5/1994	Bogan et al.	
5,317,761 A	6/1994	Piche	

5,432,955 A	7/1995	Plotka et al.	
5,566,395 A	10/1996	Nebeker	
5,613,248 A	3/1997	Young	
5,632,046 A	5/1997	Green et al.	
6,477,715 B2	11/2002	Shin	
D474,842 S *	5/2003	Wolsing et al.	D24/189
6,738,985 B2	5/2004	Hahn et al.	
D612,545 S *	3/2010	Pliszka	D29/122

\* cited by examiner

*Primary Examiner*—Lisa P Lichtenstein  
(74) *Attorney, Agent, or Firm*—Westman, Champlin & Kelly, P.A.


(57) **CLAIM**

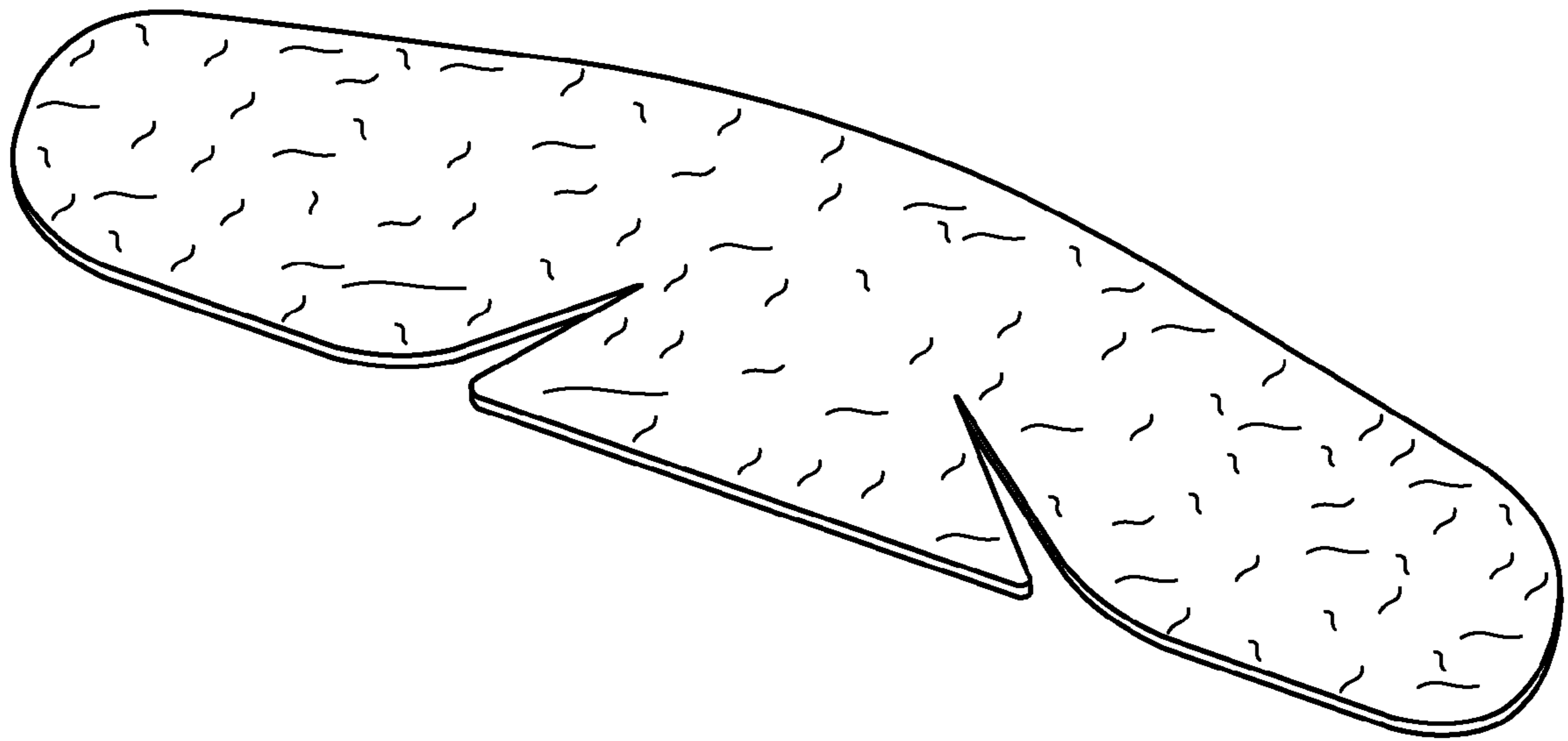
The ornamental design for a head covering insert, as shown and described.

**DESCRIPTION**

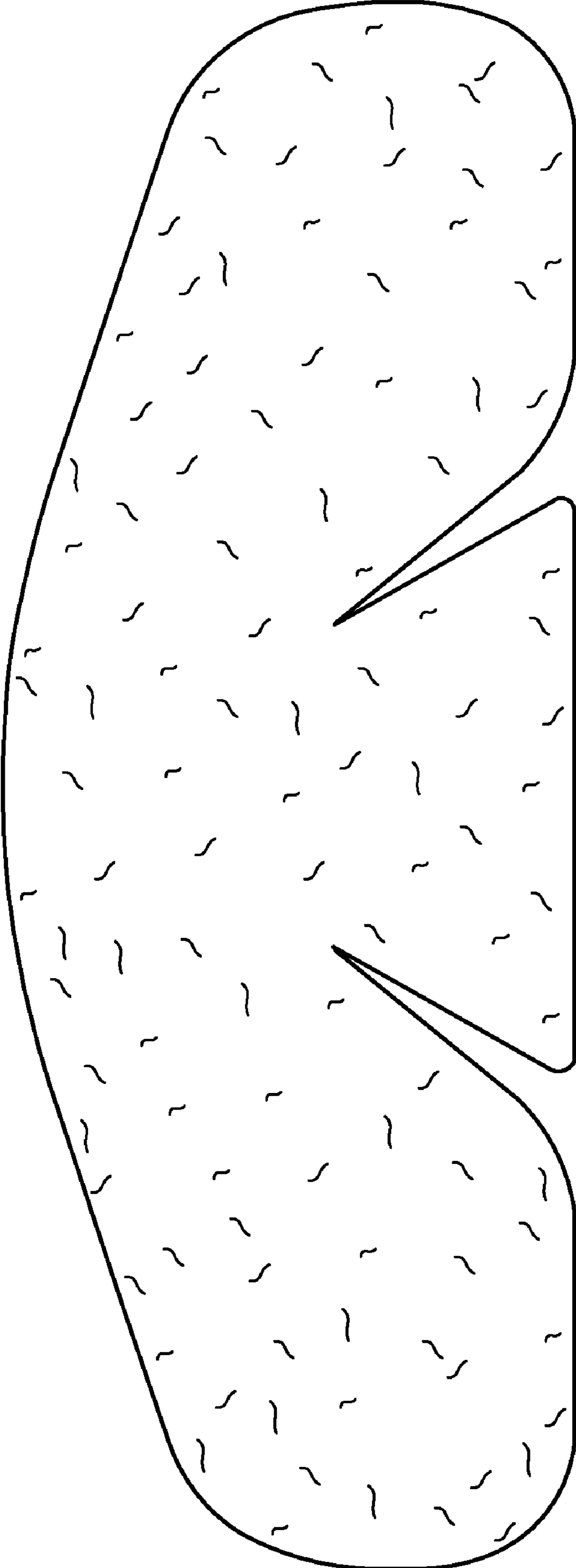
FIG. 1 is an isometric view thereof;  
FIG. 2 is a top plan view thereof;  
FIG. 3 is an end view thereof, as taken from the right end of FIG. 2;  
FIG. 4 is an end view thereof, as taken from the left end of FIG. 2;  
FIG. 5 is a side view thereof, as taken from the upper side of FIG. 2;  
FIG. 6 is a side view thereof, as taken from the lower side of FIG. 2; and,  
FIG. 7 is a bottom plan view thereof.

**1 Claim, 5 Drawing Sheets**





*Fig. 1*



*Fig. 2*



*Fig. 3*



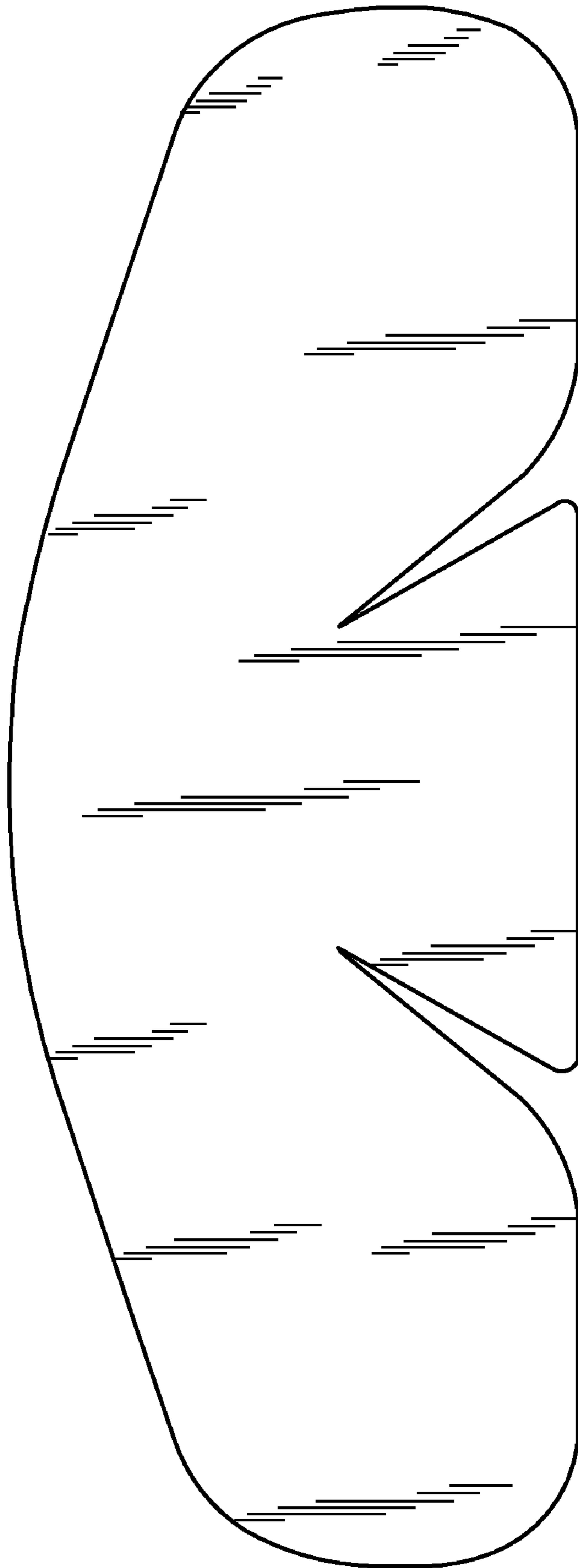
*Fig. 4*



*Fig. 5*



*Fig. 6*



*Fig. 7*