



US00D621097S

(12) **United States Design Patent**  
**Nishizawa**

(10) **Patent No.:** **US D621,097 S**  
(45) **Date of Patent:** **\*\* Aug. 3, 2010**

(54) **ELECTRIC SHAVER**

FOREIGN PATENT DOCUMENTS

(75) Inventor: **Tsuyoshi Nishizawa**, Milan (IT)

JP 2008-142275 A 6/2008

\* cited by examiner

(73) Assignee: **Panasonic Electric Works Co., Ltd.**,  
Kadoma-shi (JP)

*Primary Examiner*—Jennifer Rivard

(74) *Attorney, Agent, or Firm*—Marvin A. Motsenbocker;  
Mots Law, PLLC

(\*\*) Term: **14 Years**

(21) Appl. No.: **29/351,688**

(57) **CLAIM**

(22) Filed: **Dec. 9, 2009**

The ornamental design for an electric shaver, as shown and described.

(30) **Foreign Application Priority Data**

**DESCRIPTION**

Jun. 10, 2009 (JP) ..... 2009-013169

FIG. 1 is a perspective view of an electric shaver;

(51) **LOC (9) Cl.** ..... **28-03**

FIG. 2 is a front view thereof;

(52) **U.S. Cl.** ..... **D28/51**

FIG. 3 is a right side view thereof;

(58) **Field of Classification Search** ..... 30/29.5,  
30/30, 32, 34.05, 34.1, 34.2, 43–43.92, 44–45,  
30/526–537, 196, 201, 223, 233, 233.5; D28/44,  
D28/44.1, 49–54

FIG. 4 is a rear view thereof;

See application file for complete search history.

FIG. 5 is a right side 5—5 cross-sectional view thereof with-  
out internal structure;

(56) **References Cited**

FIG. 6 is 6—6 end view of a sectioned part thereof without  
internal structure;

U.S. PATENT DOCUMENTS

D512,183 S \* 11/2005 Nagano et al. .... D28/51

FIG. 7 is a 7—7 end view of a sectioned part thereof without  
internal structure;

D514,254 S \* 1/2006 Nishizawa ..... D28/49

FIG. 8 is an 8a—8a partial end view of a sectioned part  
thereof along 8b—8b line without internal structure;

D523,586 S \* 6/2006 Nishizawa ..... D28/51

FIG. 9 is a top plan view thereof; and,

D549,874 S \* 8/2007 Nishizawa ..... D28/51

FIG. 10 is a bottom plan view thereof.

D549,875 S \* 8/2007 Akahori et al. .... D28/51

A left side view of the electric shaver is a minor image of the  
right side view, and therefore omitted.

D571,956 S \* 6/2008 Nishizawa ..... D28/49

Broken lines and hatchings shown in drawings are for illus-  
trative purposes only and form no part of the claimed design.

D571,957 S \* 6/2008 Nishizawa ..... D28/51

D572,408 S \* 7/2008 Nishizawa ..... D28/49

D610,309 S \* 2/2010 Nishizawa ..... D28/54

2006/0265879 A1 \* 11/2006 Sagawa et al. .... 30/43.9

**1 Claim, 10 Drawing Sheets**

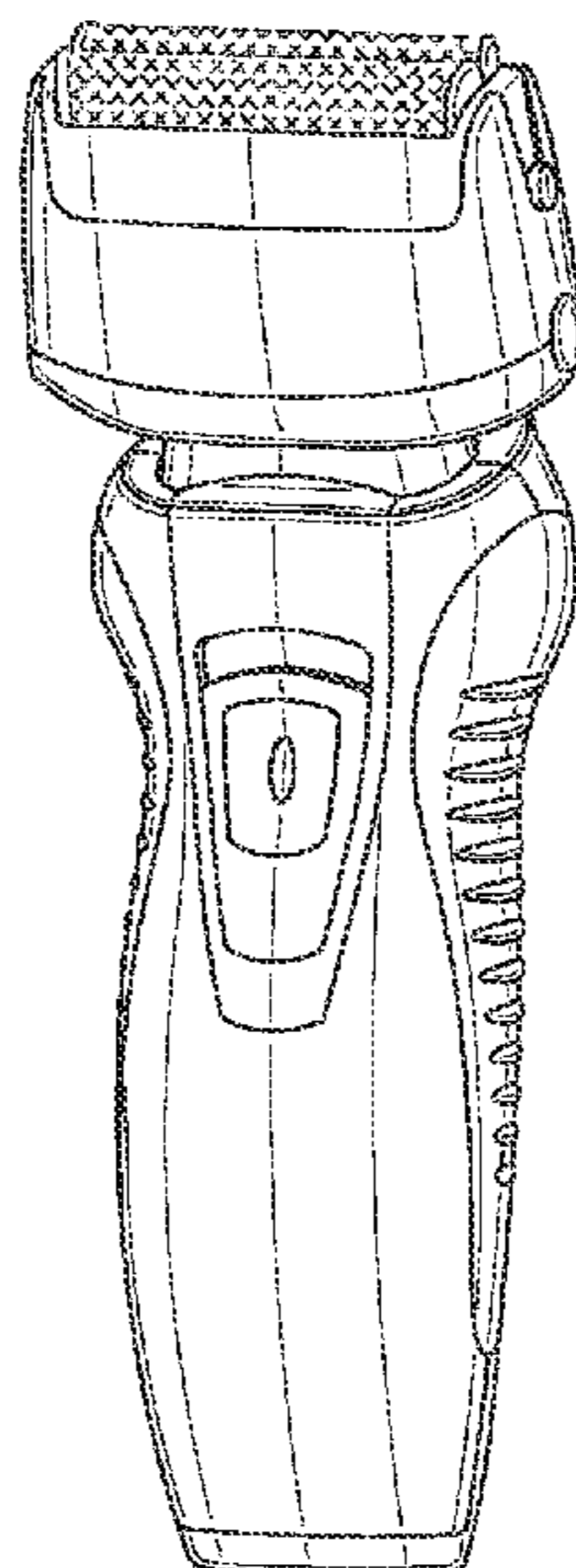


Fig. 1

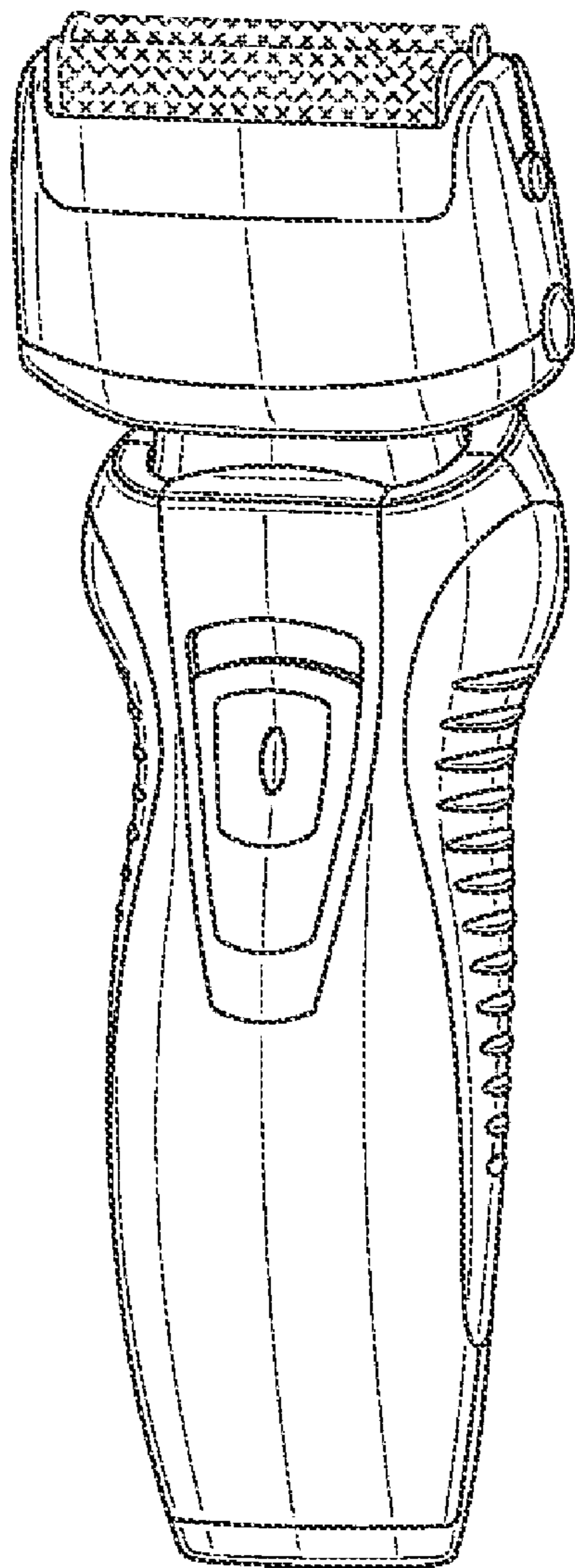


Fig.2

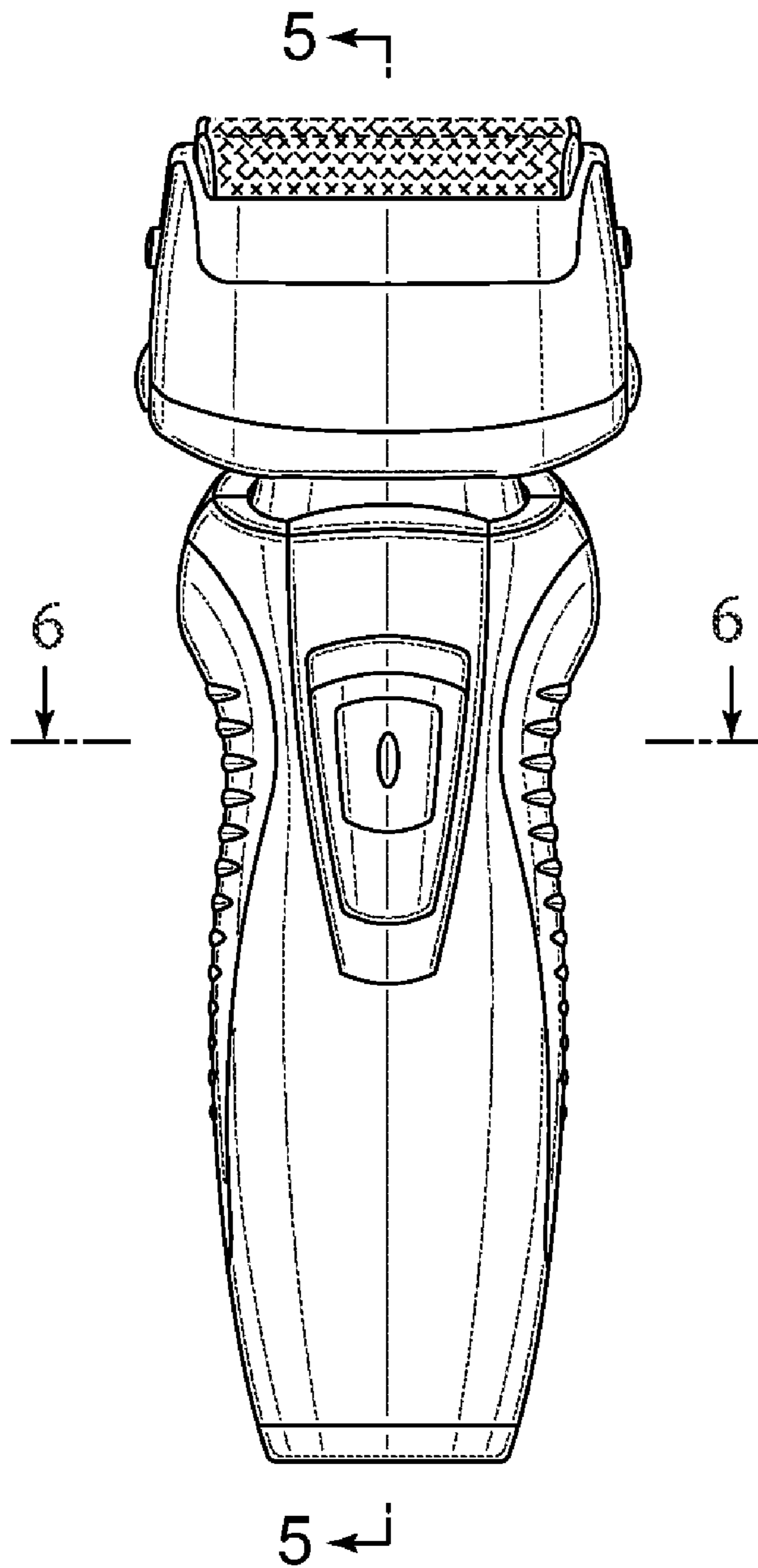


Fig.3

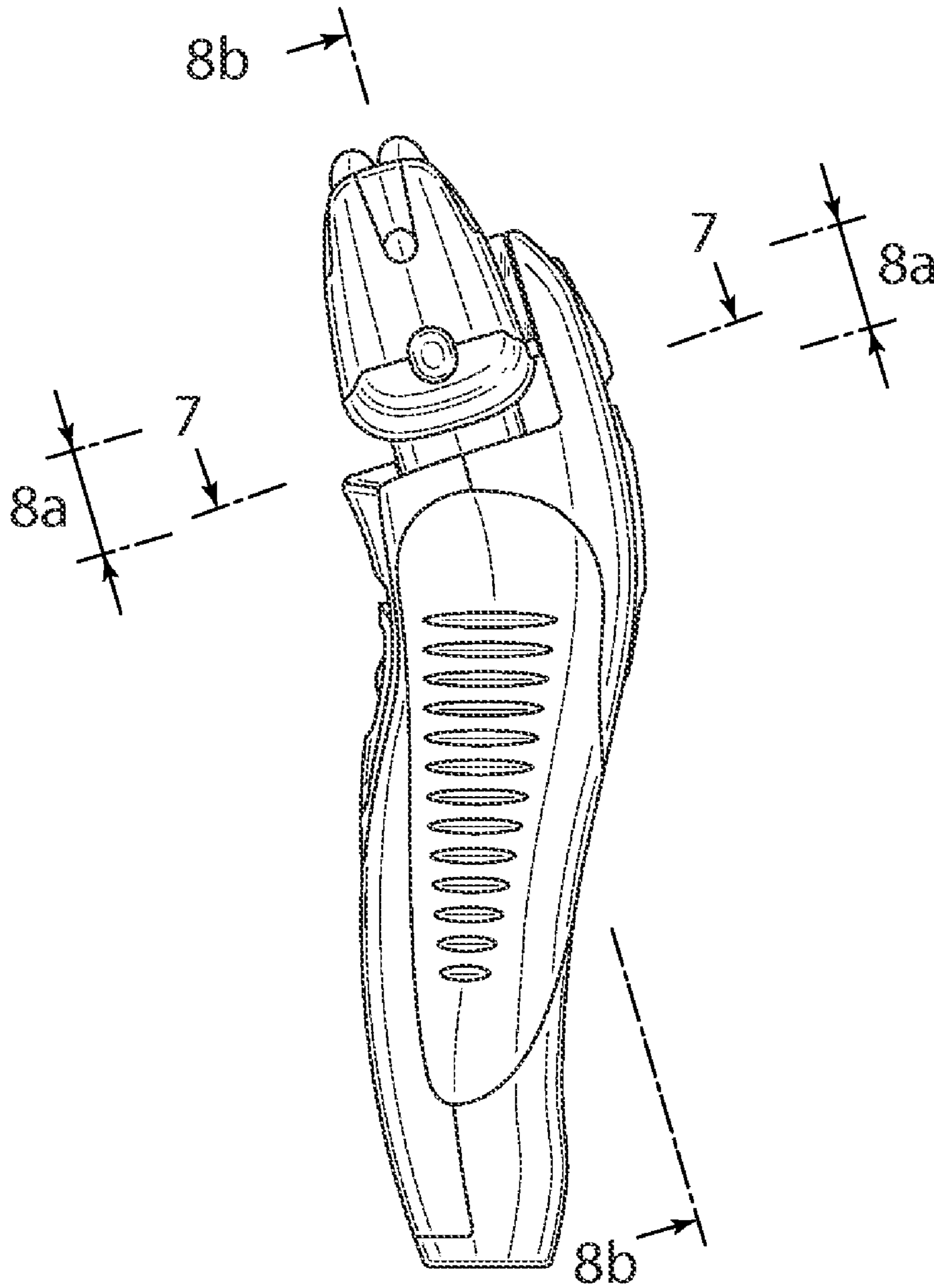


Fig.4

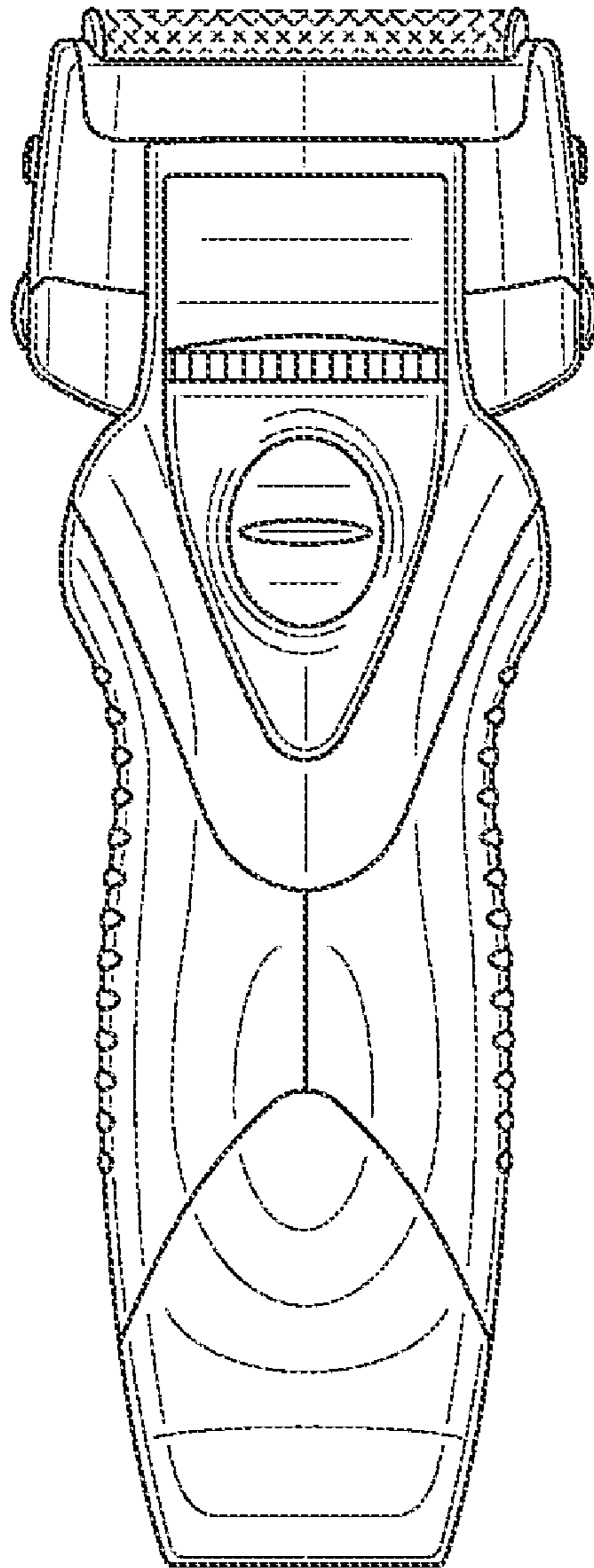


Fig.5

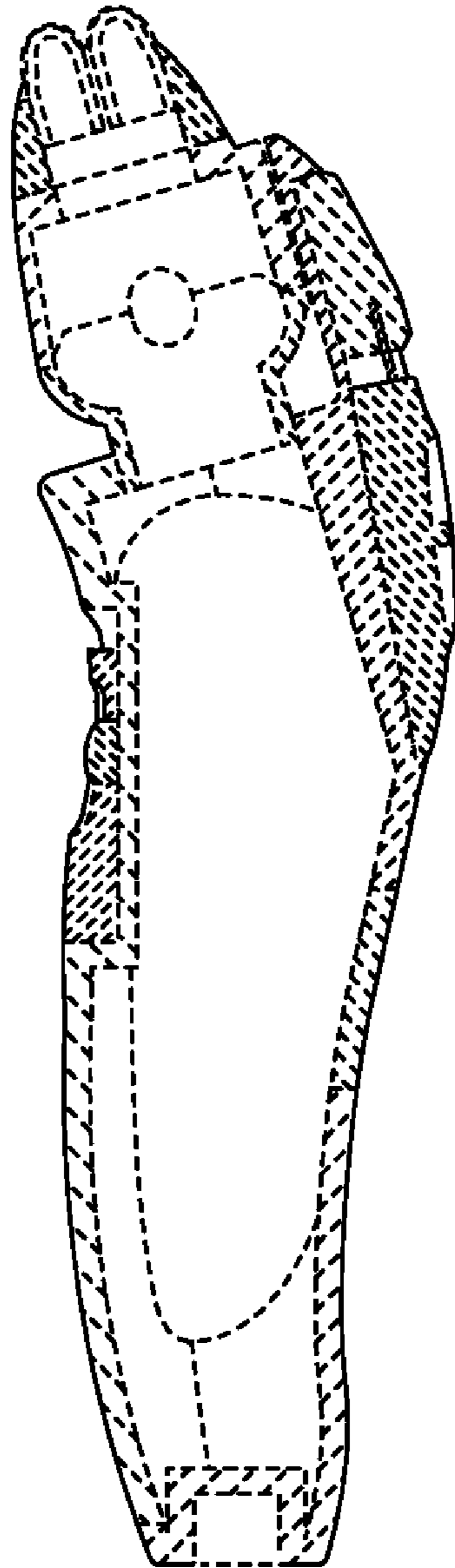




Fig.6




Fig.7

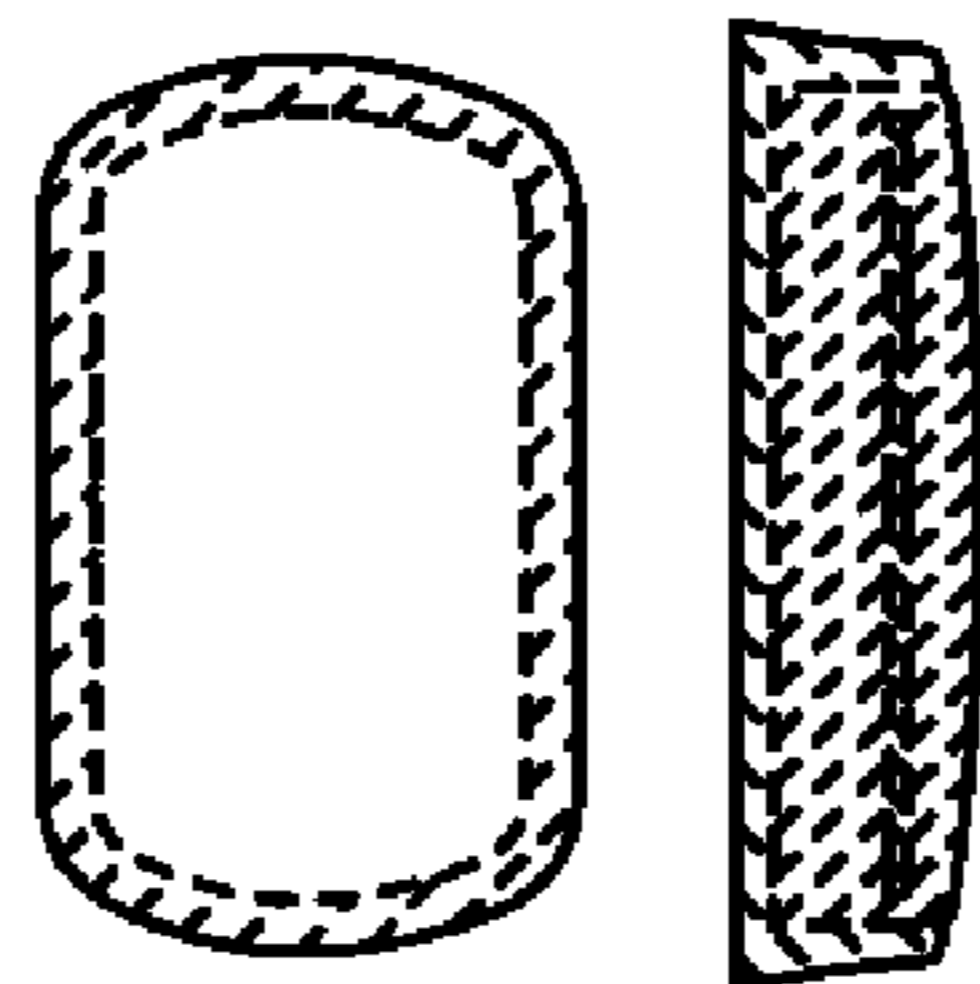




Fig.8



Fig.9

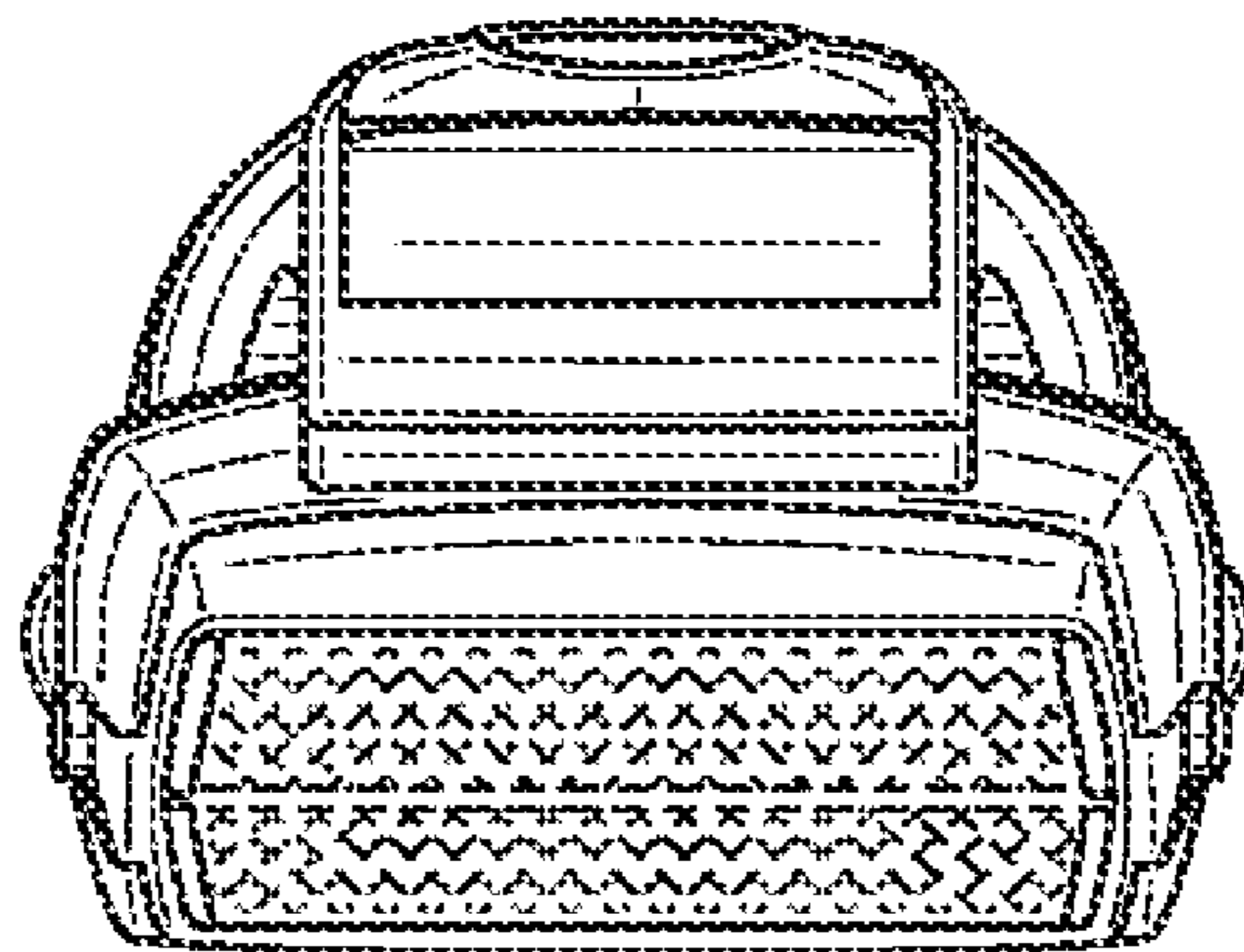


Fig.10

